

US00D541342S

(12) **United States Design Patent**
Qiu

(10) **Patent No.:** **US D541,342 S**

(45) **Date of Patent:** **** Apr. 24, 2007**

(54) **PEN**
(75) Inventor: **Zhiming Qiu**, Ningbo (CN)
(73) Assignee: **Beifa Group Co., Ltd.**, Ningbo (CN)
(**) Term: **14 Years**

(21) Appl. No.: **29/232,852**
(22) Filed: **Jun. 24, 2005**

(30) **Foreign Application Priority Data**

Mar. 10, 2005 (CN) 200530008943

(51) **LOC (8) Cl.** **19-06**
(52) **U.S. Cl.** **D19/48**
(58) **Field of Classification Search** D19/36,
D19/37, 41-51, 54-57; 24/11 R, 11 F, 11 P;
401/52, 99, 100, 104, 105, 106, 107, 108,
401/109, 192, 195

See application file for complete search history.

(56) **References Cited**

U.S. PATENT DOCUMENTS

D359,757 S 6/1995 Inami et al.
D366,497 S * 1/1996 Otake D19/51
D366,498 S 1/1996 Abe et al.
D404,426 S 1/1999 Takanashi
D407,436 S 3/1999 Chevalier et al.
D426,573 S 6/2000 Sekine et al.
D442,635 S 5/2001 Izushima
D446,813 S 8/2001 Yoon
D452,526 S * 12/2001 Nishida D19/43
D453,187 S * 1/2002 Keda D19/48
D454,366 S 3/2002 Qiu
D454,588 S 3/2002 Takanashi
D461,501 S * 8/2002 Nishida D19/43
D462,990 S * 9/2002 Hwang D19/43
D463,489 S 9/2002 Yoon
D472,575 S 4/2003 Middleton et al.
D480,421 S 10/2003 Hui

D483,066 S 12/2003 Takanashi
D484,536 S * 12/2003 Takanashi D19/43
D486,860 S * 2/2004 Hodge D19/55
D487,771 S * 3/2004 Hwang D19/43
D487,773 S * 3/2004 Keda D19/48
D489,088 S 4/2004 Arita et al.
D489,405 S * 5/2004 Qiu D19/43
D489,408 S 5/2004 Qiu
D492,963 S 7/2004 Qiu
D496,399 S 9/2004 Hoffmann et al.
D497,950 S 11/2004 Takanashi
D499,137 S 11/2004 Shibata
D506,505 S * 6/2005 Qiu D19/50
D507,599 S * 7/2005 Qiu D19/50

* cited by examiner

Primary Examiner—Elizabeth A. Albert
(74) *Attorney, Agent, or Firm*—Christensen O'Connor
Johnson Kindness PLLC

(57) **CLAIM**

The ornamental design for a pen, as shown and described.

DESCRIPTION

FIG. 1 is a front perspective view of a pen showing my new design;
FIG. 2 is a rear right perspective view of the pen shown in FIG. 1, with the pen cap removed and placed on the opposite end of the pen;
FIG. 3 is an exploded rear right perspective view of the pen shown in FIG. 1;
FIG. 4 is a bottom plan view of the pen shown in FIG. 1;
FIG. 5 is a top plan view thereof;
FIG. 6 is a left side elevational view thereof;
FIG. 7 is a front elevational view thereof;
FIG. 8 is a right side elevational view thereof; and,
FIG. 9 is a rear elevational view thereof.
The stippling shown on the grip represents a texture on the surface of the pen.

1 Claim, 4 Drawing Sheets

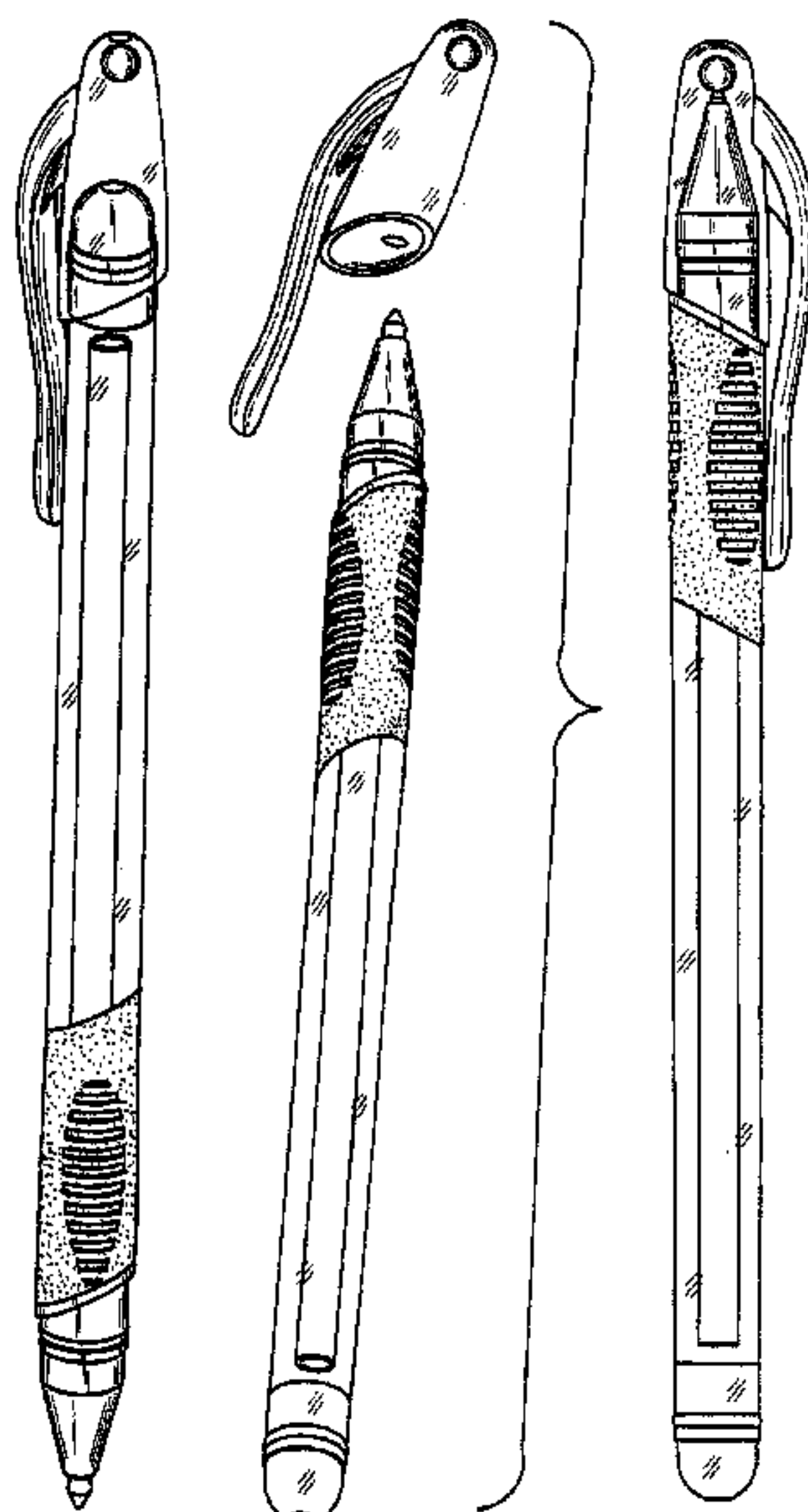


Fig. 1.

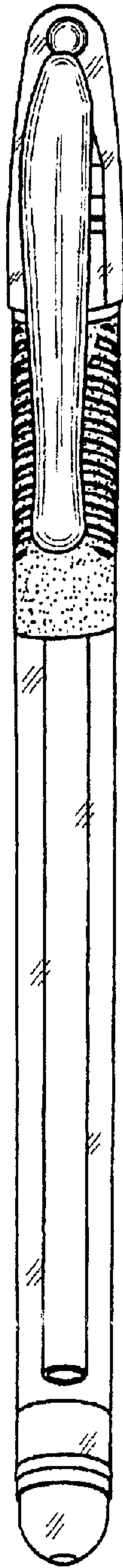
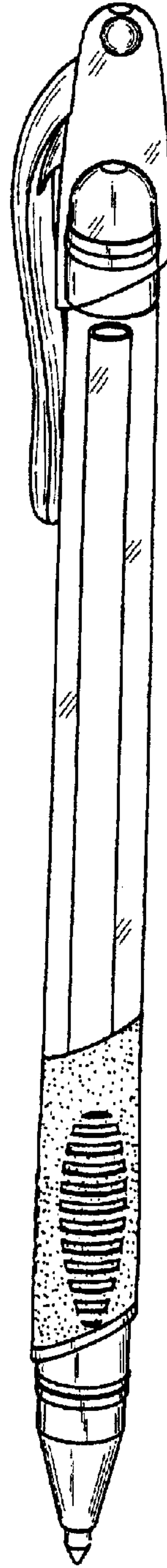


Fig. 2.




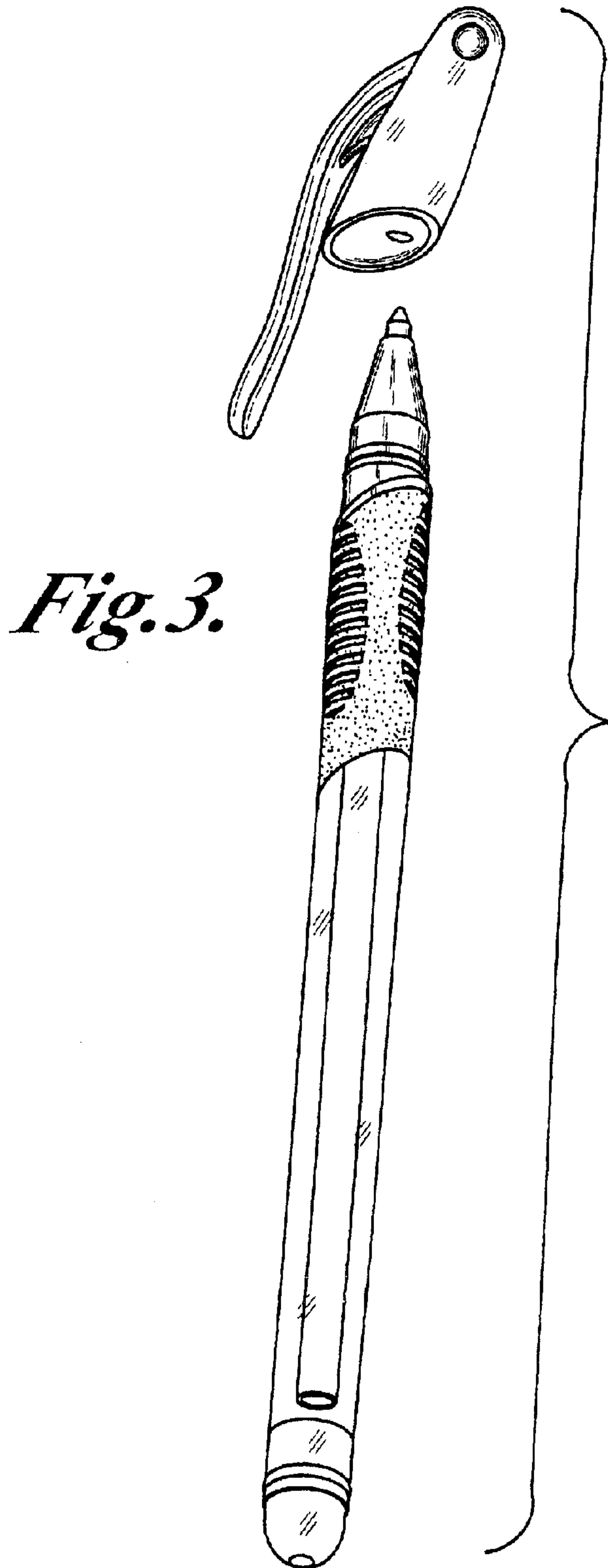


Fig. 4.



Fig. 5.

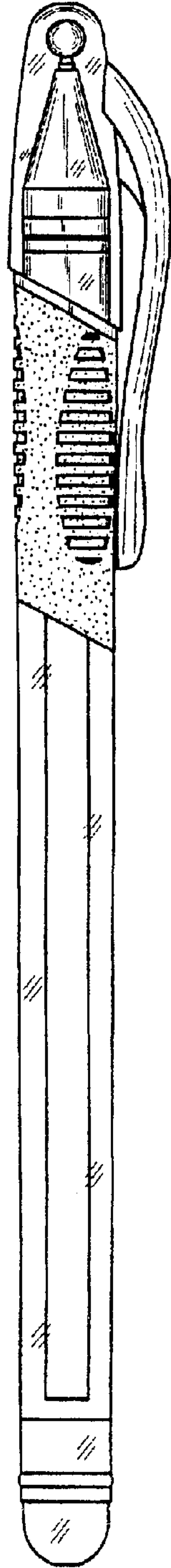


Fig. 6.




Fig. 7.



Fig. 8.




Fig. 9.

UNITED STATES PATENT AND TRADEMARK OFFICE
CERTIFICATE OF CORRECTION

PATENT NO. : Des. 541,342 S
APPLICATION NO. : 29/232852
DATED : April 24, 2007
INVENTOR(S) : Z. Qiu

Page 1 of 1

It is certified that error appears in the above-identified patent and that said Letters Patent is hereby corrected as shown below:

On The Title Page, Item 30, Foreign Application Priority Data "200530008943" should read --2005300089430--

Signed and Sealed this

Eleventh Day of December, 2007

A handwritten signature in black ink on a light gray dotted background. The signature reads "Jon W. Dudas" in a cursive style.

JON W. DUDAS

Director of the United States Patent and Trademark Office