

US00D541339S

(12) **United States Design Patent**  
**Qiu**

(10) **Patent No.:** **US D541,339 S**  
(45) **Date of Patent:** **\*\* Apr. 24, 2007**

(54) **HIGHLIGHTER**

(75) Inventor: **Zhiming Qiu**, Ningbo (CN)

(73) Assignee: **Beifa Group Co., Ltd.**, Ningbo (CN)

(\*\*) Term: **14 Years**

(21) Appl. No.: **29/232,854**

(22) Filed: **Jun. 24, 2005**

(30) **Foreign Application Priority Data**

Feb. 5, 2005 (CN) ..... 2005300039018

(51) **LOC (8) Cl.** ..... **19-06**

(52) **U.S. Cl.** ..... **D19/43**

(58) **Field of Classification Search** ..... D19/36,  
D19/37, 41-51, 54-57; 24/11 R, 11 F, 11 P;  
401/52, 99, 100, 104, 105, 106, 107, 108,  
401/109, 192, 195, 202, 262, 264  
See application file for complete search history.

(56) **References Cited**

**U.S. PATENT DOCUMENTS**

D205,330 S	7/1966	Capezzuto	
D327,912 S	7/1992	Tsai	
D360,223 S	7/1995	Lamber	
D403,703 S	1/1999	Campbell	
D469,469 S	* 1/2003	Schminke et al.	D19/69
D477,362 S	7/2003	Belton et al.	
D497,949 S	* 11/2004	Furlong et al.	D19/43
D504,151 S	* 4/2005	Furlong	D19/43
D508,079 S	* 8/2005	Qiu	D19/43

D526,022 S	*	8/2006	Qiu	D19/51
D526,683 S	*	8/2006	Qiu	D19/57
2004/0213627 A1	*	10/2004	Marschand et al.	401/202

\* cited by examiner

*Primary Examiner*—Elizabeth A. Albert

(74) *Attorney, Agent, or Firm*—Christensen O'Connor Johnson Kindness PLLC

(57) **CLAIM**

The ornamental design for a highlighter, as shown and described.

**DESCRIPTION**

FIG. 1 is a front right perspective view of a highlighter showing my new design;

FIG. 2 is an exploded front right perspective view of the highlighter shown in FIG. 1;

FIG. 3 is a left elevational view of the highlighter shown in FIG. 1 with the highlighter cap removed and placed on the opposite end of the highlighter;

FIG. 4 is a top plan view of the highlighter shown in FIG. 1;

FIG. 5 is a bottom plan view thereof;

FIG. 6 is a rear elevational view thereof;


FIG. 7 is a right side elevational view thereof;

FIG. 8 is a front elevational view thereof; and,

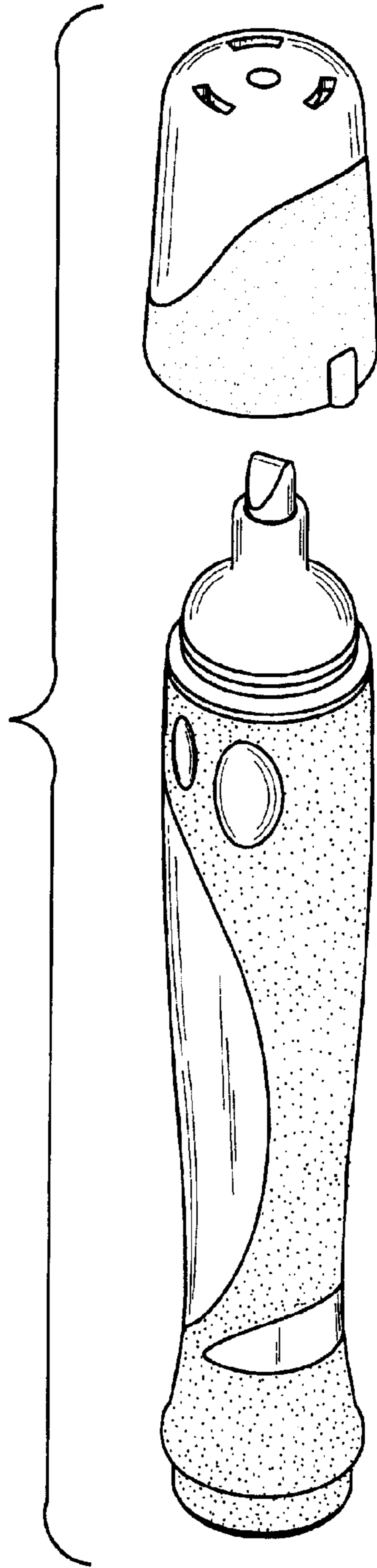
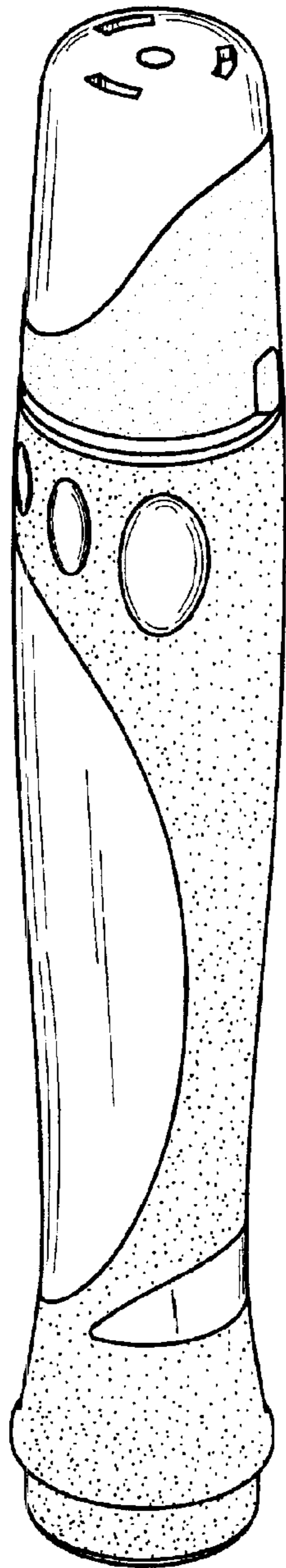
FIG. 9 is a left side elevational view thereof.

The stippling shown in the drawings represents a texture on the surface of the highlighter.

**1 Claim, 4 Drawing Sheets**

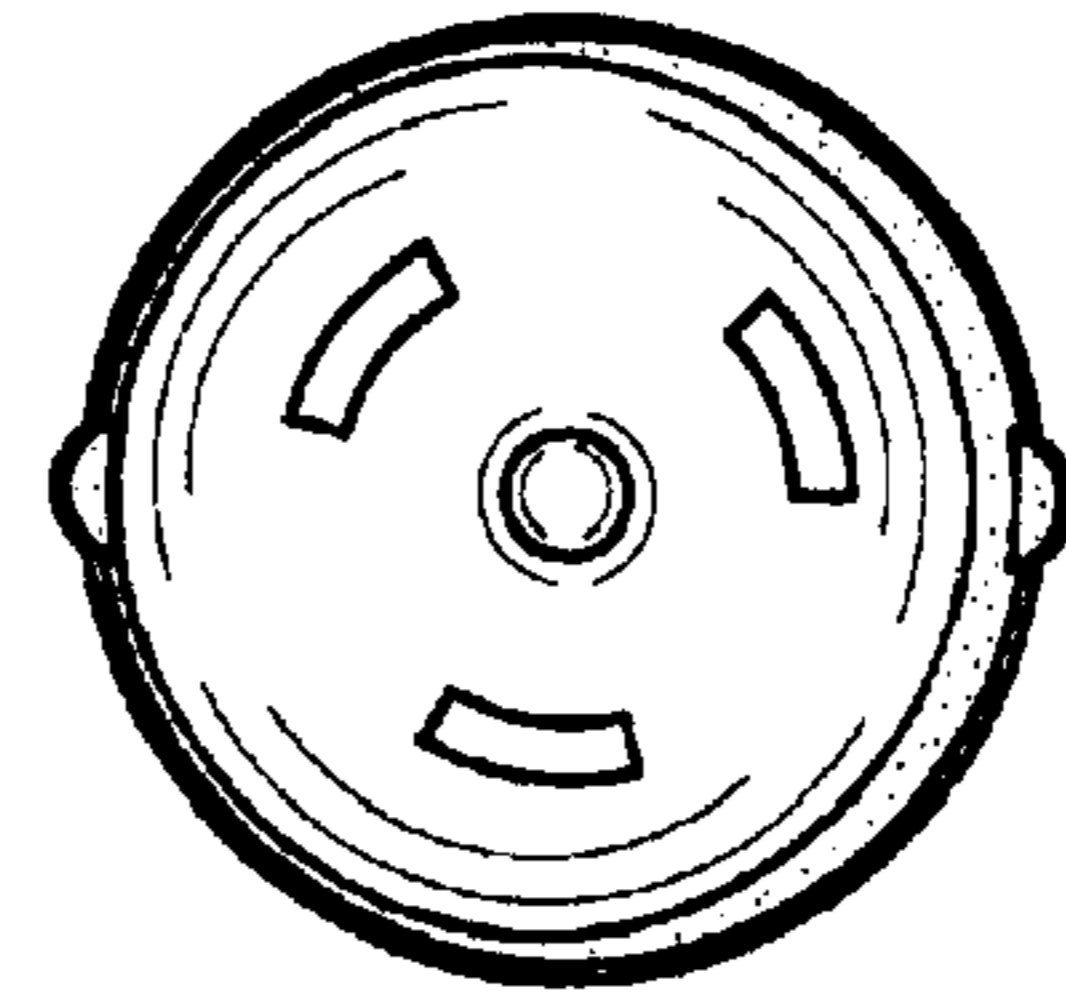
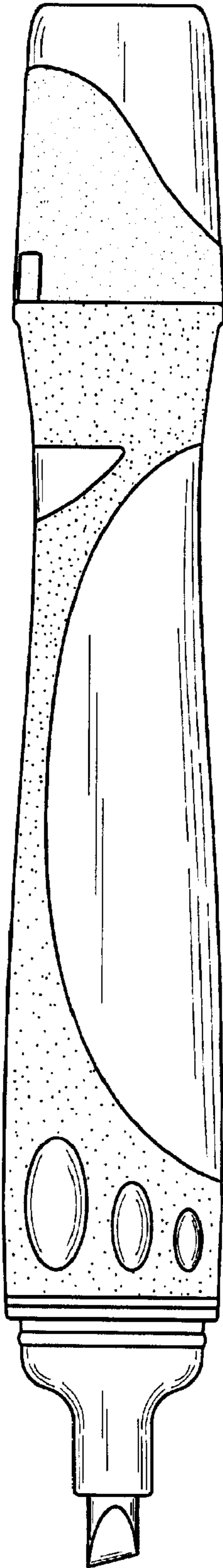


*Fig. 1.*

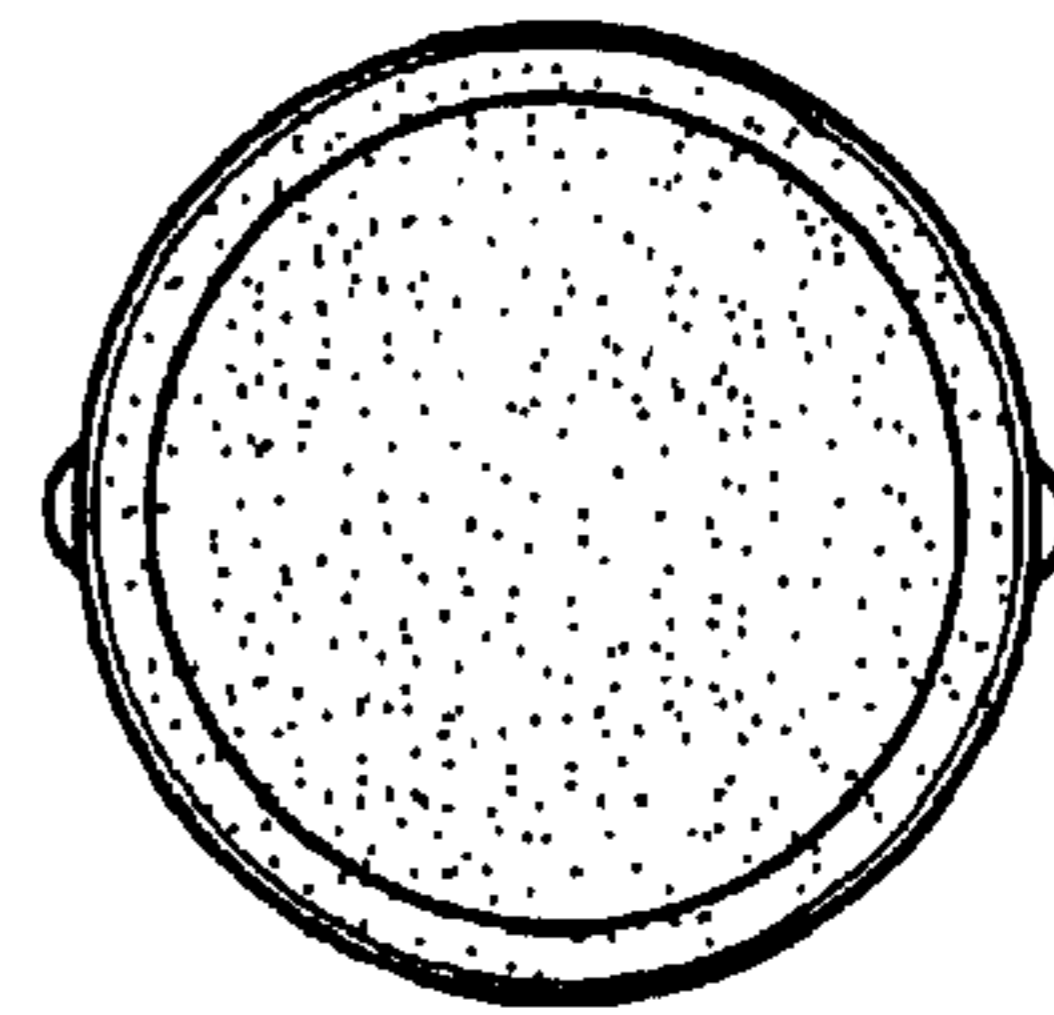


*Fig. 2.*

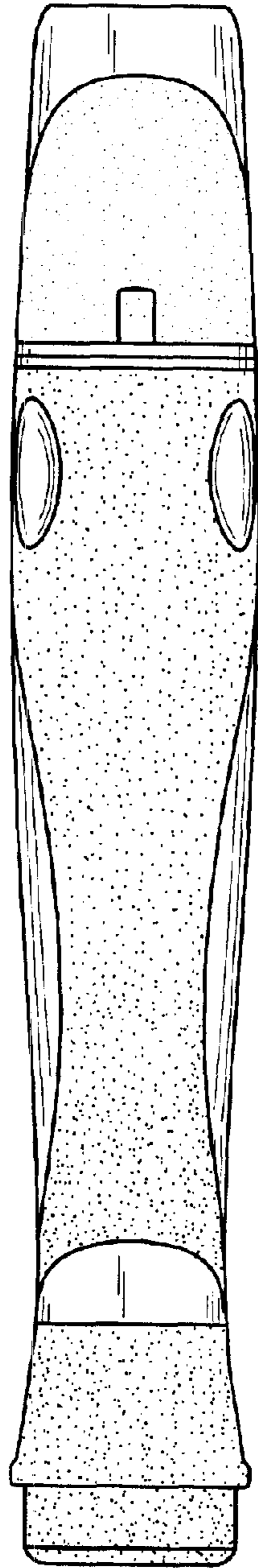
*Fig. 3.*



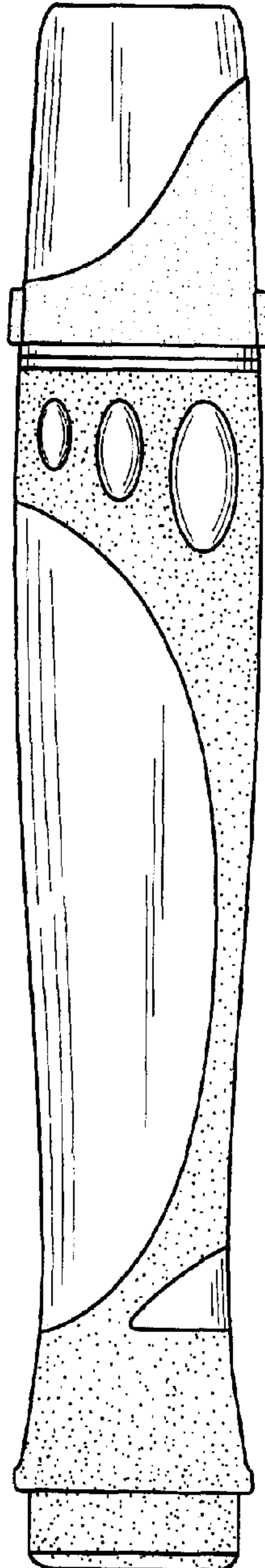
*Fig. 4.*



*Fig. 5.*

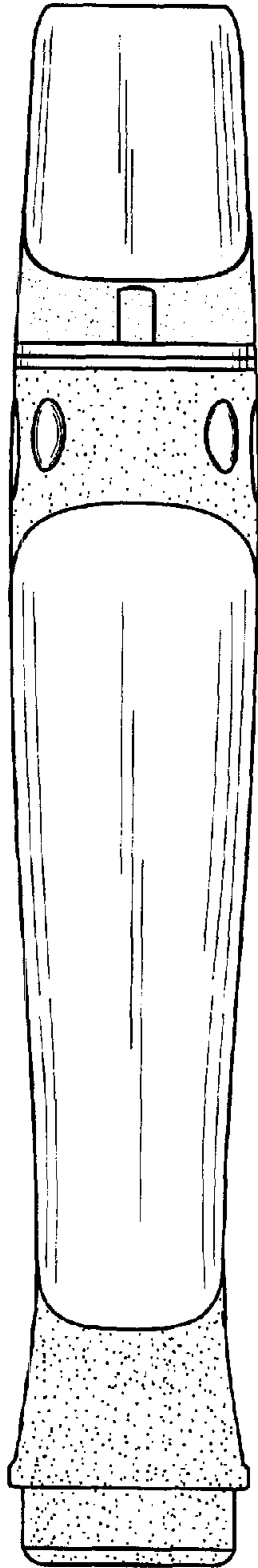


*Fig. 6.*



*Fig. 7.*

*Fig. 8.*



*Fig. 9.*

