



US00D541332S

(12) **United States Design Patent**
Tsuchiya

(10) **Patent No.:** **US D541,332 S**

(45) **Date of Patent:** **** Apr. 24, 2007**

(54) **PRINTER**

(75) Inventor: **Tsutomu Tsuchiya**, Tokyo (JP)

(73) Assignee: **Sony Corporation**, Tokyo (JP)

(**) Term: **14 Years**

(21) Appl. No.: **29/220,569**

(22) Filed: **Jan. 4, 2005**

(51) **LOC (8) Cl.** **14-02**

(52) **U.S. Cl.** **D18/50**

(58) **Field of Classification Search** D18/36-39,
D18/46-49, 53-54, 54.1, 55, 14, 19, 50-51;
D14/420-425, 462-470; 400/613, 613.1-613.4,
400/690.1-690.4, 691-694

See application file for complete search history.

(56) **References Cited**

U.S. PATENT DOCUMENTS

D296,335 S	*	6/1988	Hara	D18/36
D299,653 S	*	1/1989	Kosako et al.	D18/36
D304,204 S	*	10/1989	Wada et al.	D18/37
D314,397 S	*	2/1991	Hashimoto et al.	D18/37
D318,871 S	*	8/1991	Takeda et al.	D18/36
D332,258 S	*	1/1993	Urushihara et al.	D14/464
D344,937 S	*	3/1994	Takahashi	D18/40
D405,107 S	*	2/1999	Yokokawa	D18/50
D456,443 S	*	4/2002	Igarashi	D18/50
6,474,884 B2	*	11/2002	Chiu	400/691

D470,848 S	2/2003	Morooka
D490,441 S	5/2004	Inoue et al.
D491,218 S	6/2004	Masamitsu et al.
D491,563 S	6/2004	Sato et al.

FOREIGN PATENT DOCUMENTS

JP D1184435 S 9/2003

* cited by examiner

Primary Examiner—Cathy Anne MacCormac

(74) *Attorney, Agent, or Firm*—Rader, Fishman & Grauer PLLC

(57) **CLAIM**

The ornamental design for a printer, as shown and described.

DESCRIPTION

FIG. 1 is a perspective view of a printer showing my new design;

FIG. 2 is a front elevational view thereof;

FIG. 3 is a rear elevational view thereof;

FIG. 4 is a left side elevational view thereof;

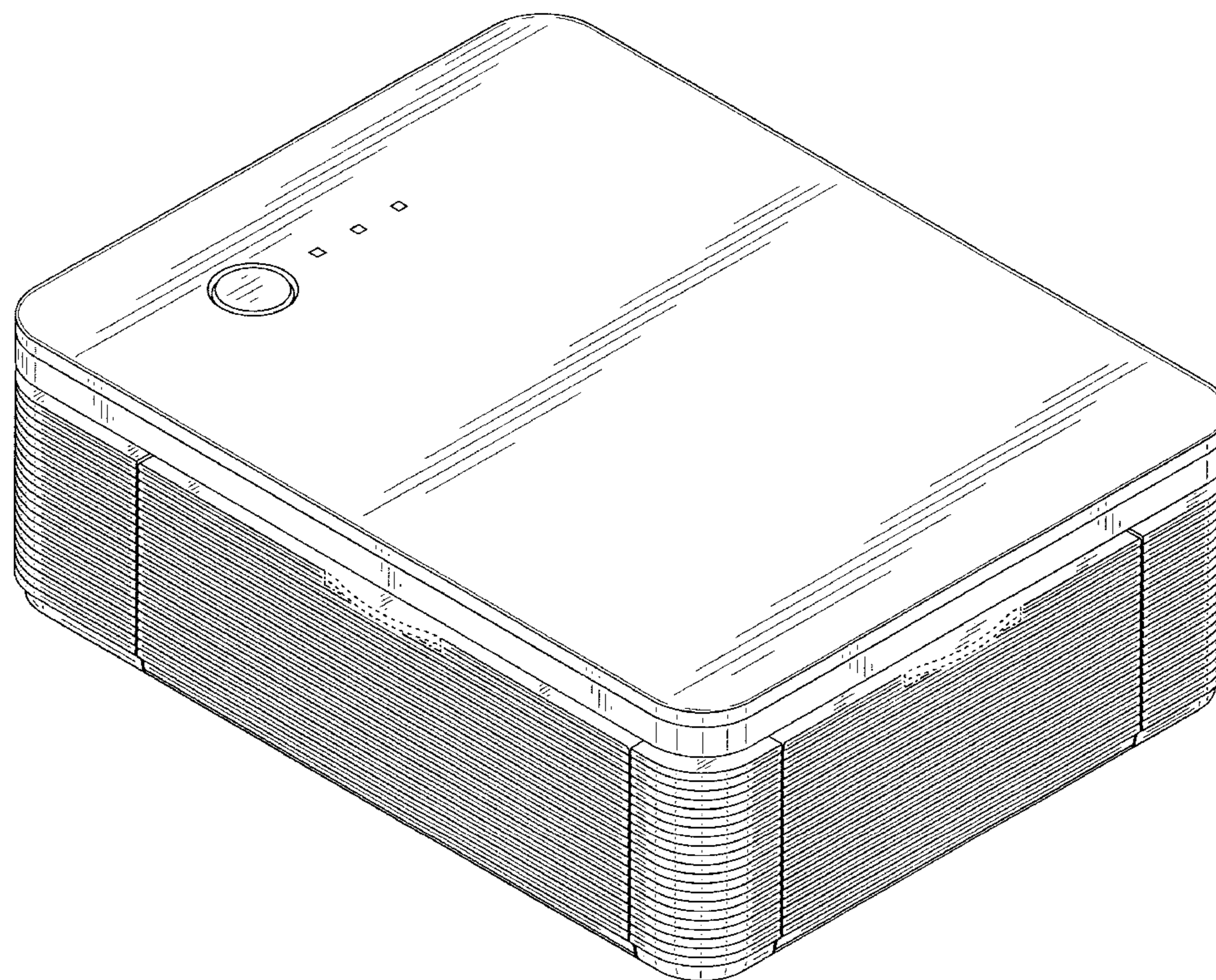
FIG. 5 is a right side elevational view thereof;

FIG. 6 is a top plan view thereof; and,

FIG. 7 is a bottom plan view thereof.

The evenly spaced broken lines in FIGS. 1-7 are for illustrative purposes only. The dot-dash broken lines in FIGS. 1, 2 and 5 define the boundaries of the claimed design. None of the broken lines form part of the claimed design.

1 Claim, 7 Drawing Sheets



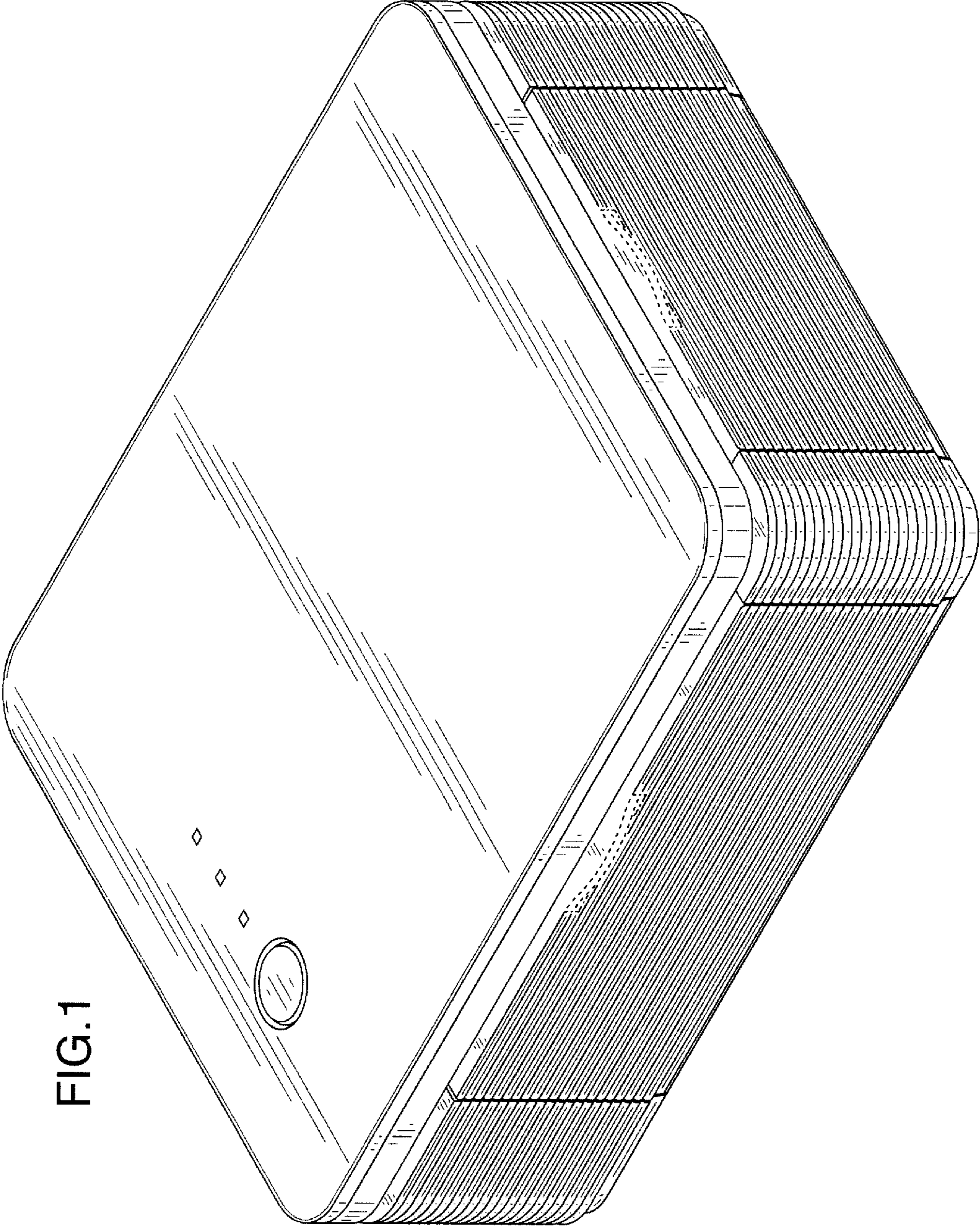


FIG.1

FIG.2




FIG.3

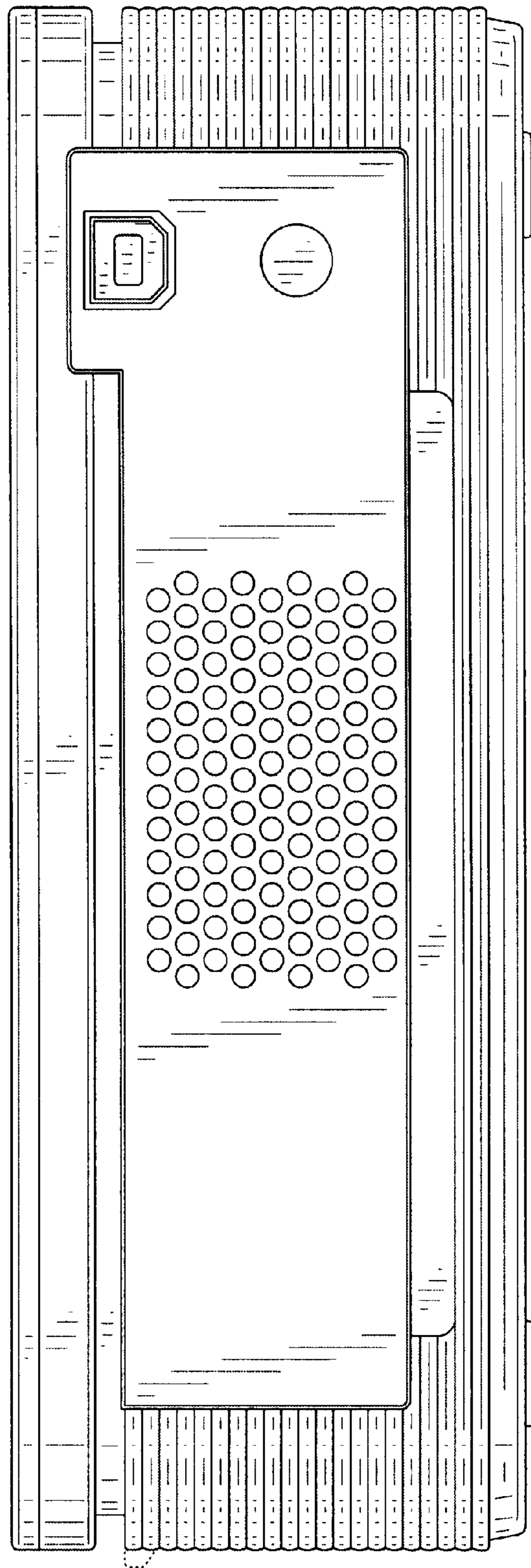


FIG.4

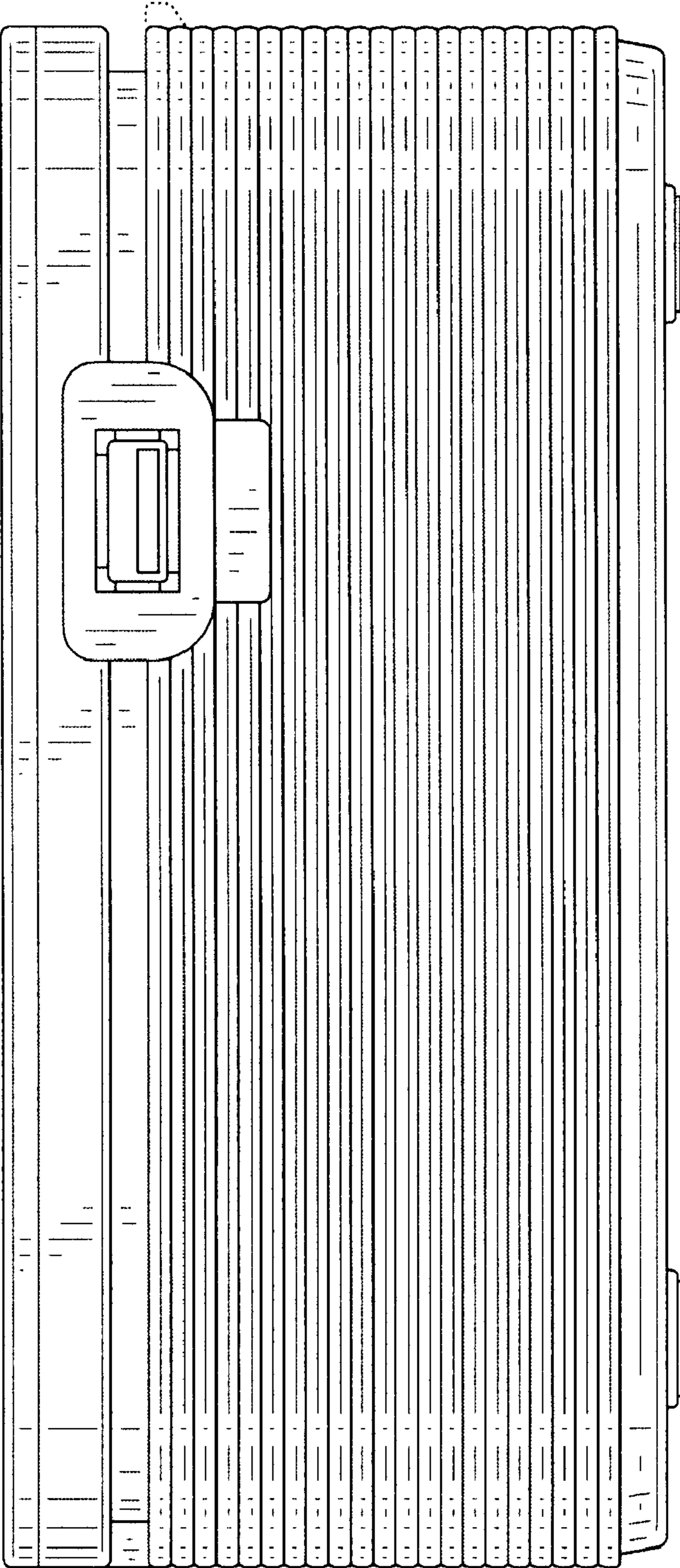
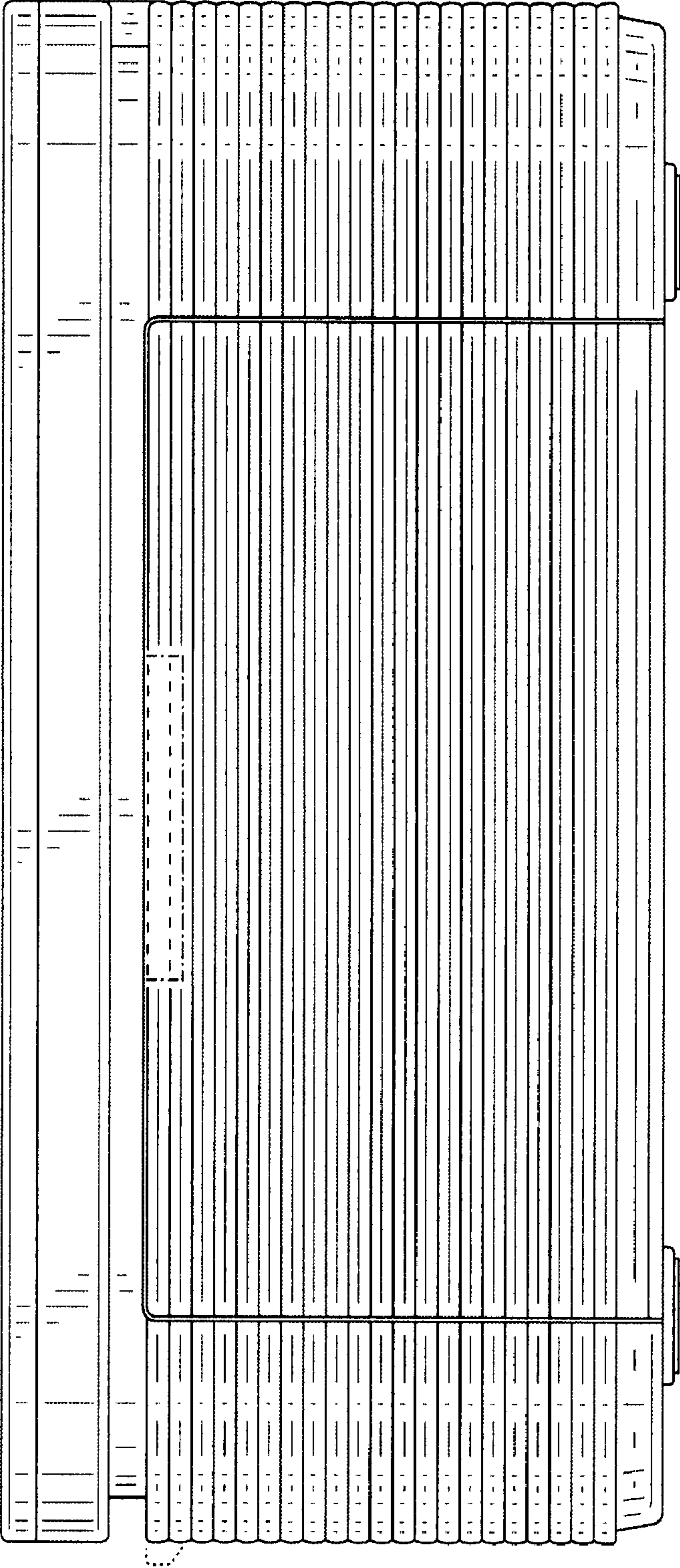


FIG. 5






FIG.6




FIG. 7