

US00D541322S

(12) **United States Design Patent**  
**Garrett et al.**

(10) **Patent No.:** **US D541,322 S**

(45) **Date of Patent:** **\*\* Apr. 24, 2007**

(54) **RESONATOR**

(75) Inventors: **David Aubrey Garrett**, Sutton (GB);  
**Miriam Meei Yunn Chong**, Middlesex  
(GB)

(73) Assignee: **Russell Finex Limited** (GB)

(\*\*) Term: **14 Years**

(21) Appl. No.: **29/205,748**

(22) Filed: **May 19, 2004**

(30) **Foreign Application Priority Data**

May 5, 2004 (EM) ..... 000176193

(51) **LOC (8) Cl.** ..... **15-99**

(52) **U.S. Cl.** ..... **D15/147**

(58) **Field of Classification Search** ..... D15/147;  
D7/667; D8/1, 70; 209/233, 309, 370, 391,  
209/410, 418, 420; 210/348, 464, 470, 473,  
210/498, 499, 542

See application file for complete search history.

(56) **References Cited**

**U.S. PATENT DOCUMENTS**

D29,930 S	*	1/1899	Hodge	.....	D15/147
D29,933 S	*	1/1899	Hodge	.....	D15/147
815,874 A	*	3/1906	Stransky	.....	210/498
1,696,487 A	*	12/1928	Jervis	.....	210/472
1,722,792 A	*	7/1929	Gruender	.....	209/309
1,786,500 A	*	12/1930	McGonigal	.....	210/471
D201,390 S	*	6/1965	Krynski	.....	D15/147
D217,594 S	*	5/1970	Bardell	.....	D7/667
D219,530 S	*	12/1970	Billings, Jr.	.....	D8/1
D302,637 S	*	8/1989	Hiscott et al.	.....	D7/667
5,059,319 A	*	10/1991	Welsh	.....	210/464
D351,489 S	*	10/1994	Helfrick	.....	D7/667
D366,040 S	*	1/1996	Leone et al.	.....	D15/147
D376,964 S	*	12/1996	Lewy	.....	D8/1
D377,656 S	*	1/1997	Leone et al.	.....	D15/147

5,776,567 A	*	7/1998	Schilling et al.	.....	210/473
5,851,393 A	*	12/1998	Carr et al.	.....	210/499
D425,531 S	*	5/2000	Largent et al.	.....	D15/147
6,152,307 A	*	11/2000	Adams et al.	.....	210/498
6,254,770 B1	*	7/2001	Remon	.....	210/470
6,269,953 B1	*	8/2001	Seyffert et al.	.....	210/498
6,286,687 B1	*	9/2001	Schuller	.....	209/309
D456,674 S	*	5/2002	Lancaster	.....	D8/1
6,454,099 B1	*	9/2002	Adams et al.	.....	210/498
6,581,781 B1	*	6/2003	Adams et al.	.....	209/309
D480,096 S	*	9/2003	Hovian	.....	D15/147
6,761,271 B1	*	7/2004	Cresswell	.....	210/464
D494,427 S	*	8/2004	Kaposi et al.	.....	D7/667
D527,589 S	*	9/2006	Forster	.....	D8/1
2002/0079251 A1	*	6/2002	Schulte et al.	.....	210/499
2004/0074817 A1	*	4/2004	Adams et al.	.....	209/391
2004/0099578 A1	*	5/2004	Winkler et al.	.....	209/309
2005/0072717 A1	*	4/2005	Purohit et al.	.....	209/309
2005/0103689 A1	*	5/2005	Schulte et al.	.....	209/309
2006/0043006 A1	*	3/2006	Garrett et al.	.....	209/233

\* cited by examiner

*Primary Examiner*—T. Chase Nelson

(74) *Attorney, Agent, or Firm*—Saidman DesignLaw Group

(57) **CLAIM**

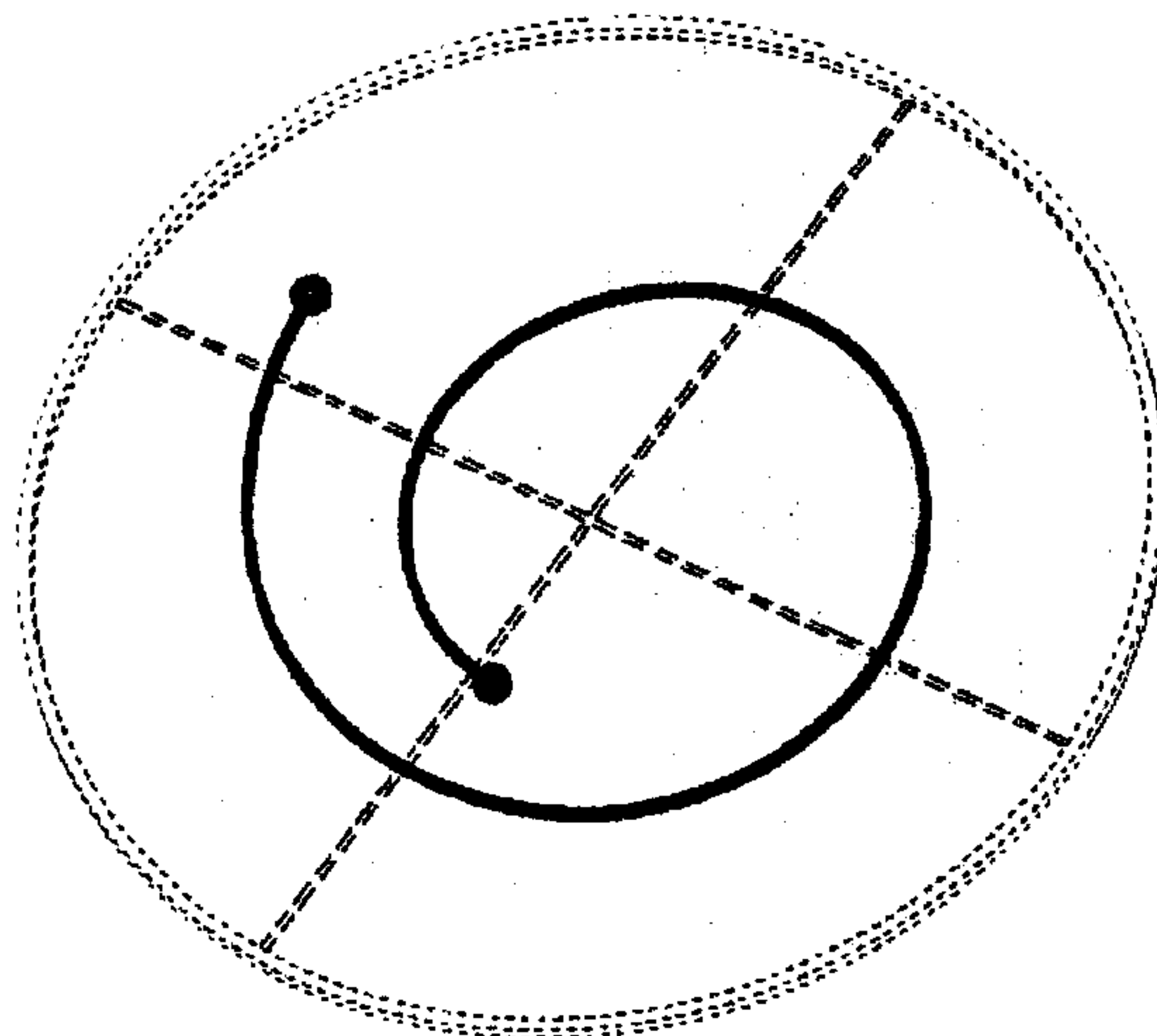
The ornamental design for a resonator, as shown and described.

**DESCRIPTION**

FIG. 1 is a top, perspective view of a resonator showing our new design;  
FIG. 2 is a bottom, perspective view thereof; and,  
FIG. 3 is a top plan view thereof.

The broken lines showing frame members and supports are illustrative and form no part of the claimed design. The broken lines showing the edge of the mesh material represent boundaries of the claimed design and form no part of the claimed design.

**1 Claim, 2 Drawing Sheets**



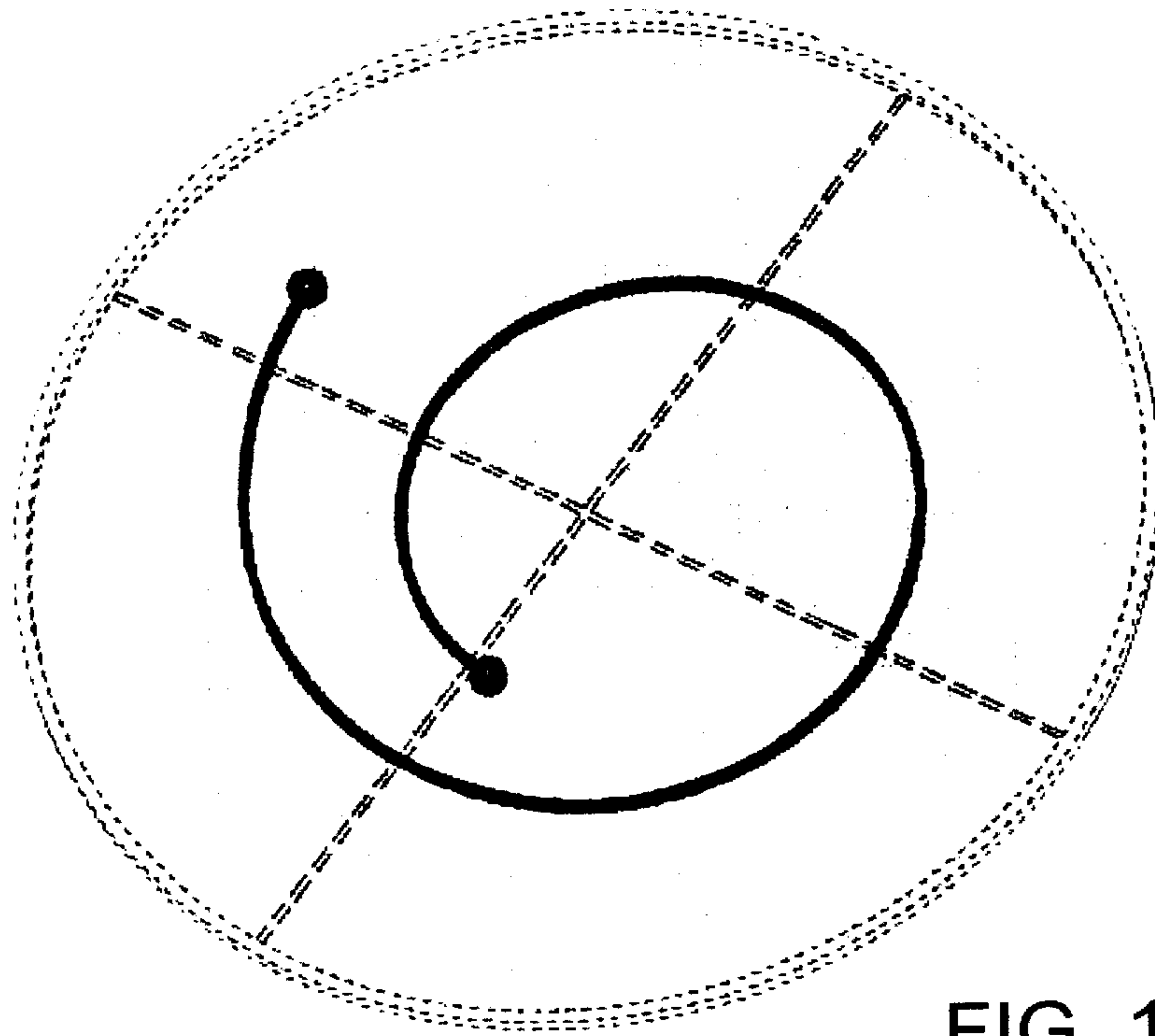


FIG. 1

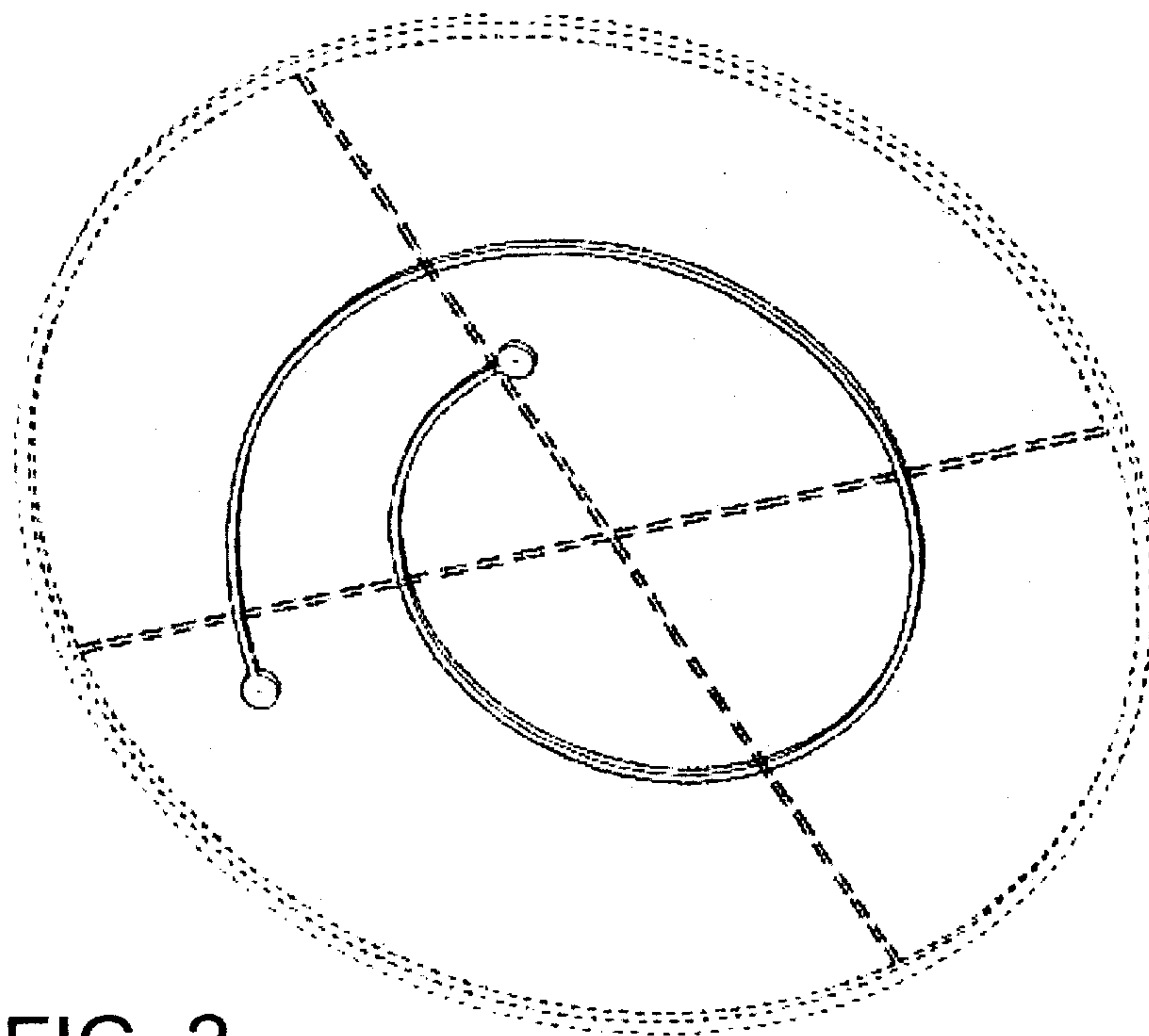


FIG. 2

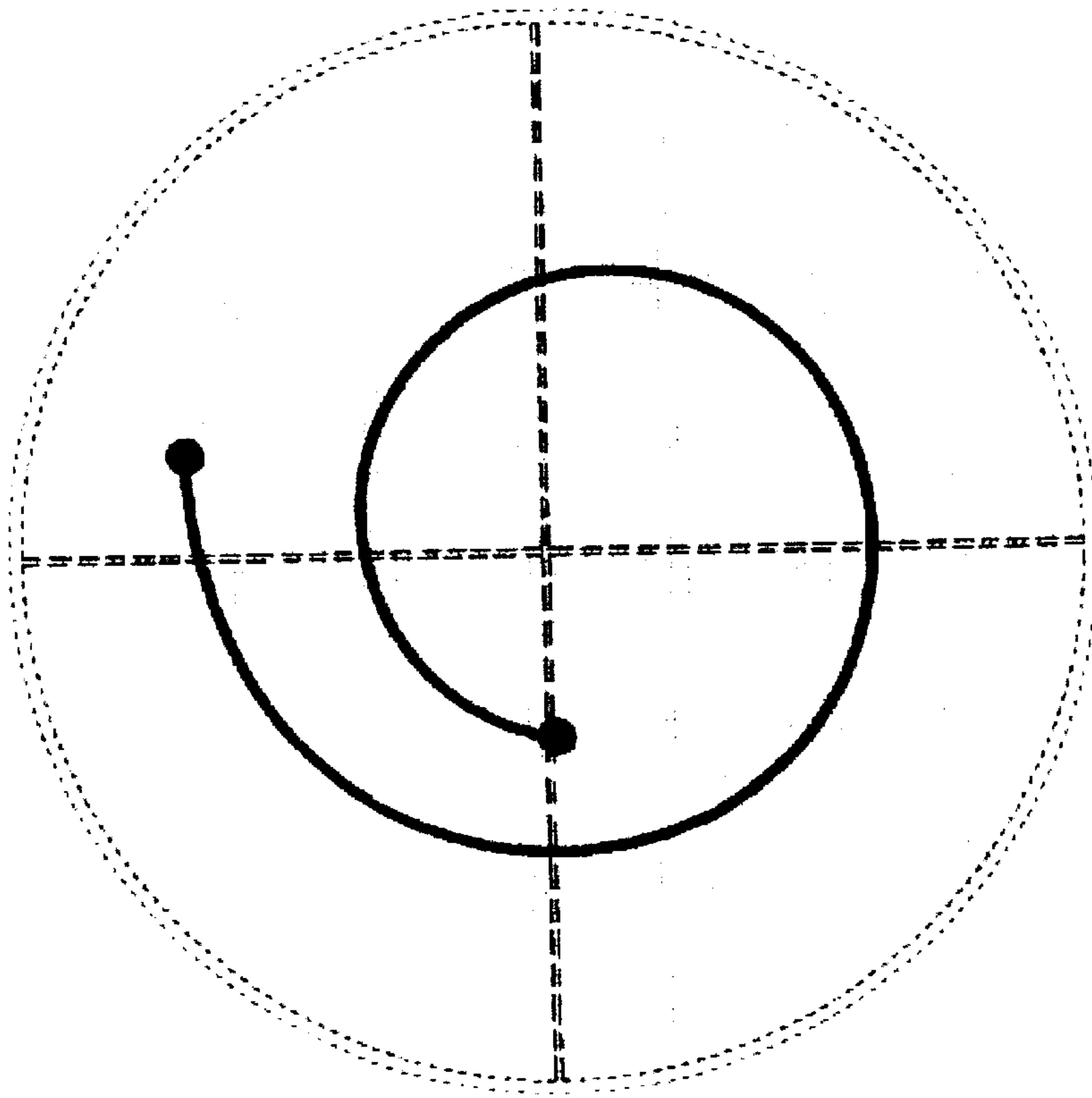


FIG. 3