



US00D541296S

(12) **United States Design Patent**
Kim

(10) **Patent No.:** **US D541,296 S**

(45) **Date of Patent:** **** Apr. 24, 2007**

(54) **MP3 PLAYER**

(75) Inventor: **Byung Soo Kim**, Seoul (KR)

(73) Assignee: **Samsung Electronics Co., Ltd.** (KR)

(**) Term: **14 Years**

(21) Appl. No.: **29/234,181**

(22) Filed: **Jul. 14, 2005**

(30) **Foreign Application Priority Data**

May 10, 2005 (KR) 30-2005-0015532

(51) **LOC (8) Cl.** **14-03**

(52) **U.S. Cl.** **D14/496**

(58) **Field of Classification Search** D14/496,
D14/401, 435, 474, 483, 217, 137, 138, 160,
D14/168; 345/156, 169, 173-179, 905; 715/727-729,
715/864; 455/11.1, 773, 344-347, 93, 95;
370/342-344; 369/1, 2, 6, 12; 463/43-47;
273/148 B

See application file for complete search history.

(56) **References Cited**

U.S. PATENT DOCUMENTS

5,661,632 A * 8/1997 Register 361/683
6,122,526 A * 9/2000 Parulski et al. 455/556.1
D493,779 S * 8/2004 Lee D14/156

D495,336 S * 8/2004 Andre et al. D14/434
D497,618 S * 10/2004 Andre et al. D14/496
D512,436 S * 12/2005 Chan D14/496
6,977,675 B2 * 12/2005 Kotzin 348/208.2
D524,326 S * 7/2006 Meng et al. D14/496
7,095,403 B2 * 8/2006 Lyustin et al. 345/171

* cited by examiner

Primary Examiner—Prabhakar Deshmukh

(74) *Attorney, Agent, or Firm*—Irving Keschner

(57) **CLAIM**

The ornamental design for MP3 player, as shown and described.

DESCRIPTION

FIG. 1 is a perspective view of a MP3 player showing my new design;

FIG. 2 is a front elevational view thereof;

FIG. 3 is a rear elevational view thereof;

FIG. 4 is a left side elevational view thereof;

FIG. 5 is a right side elevational view thereof;

FIG. 6 is a top plan view thereof;

FIG. 7 is a bottom plan view thereof; and,

FIG. 8 is a perspective view thereof, with the MP3 player positioned in it's environmental use.

The broken lines environmental are for illustrative purpose only and form no part of the claimed design.

1 Claim, 4 Drawing Sheets

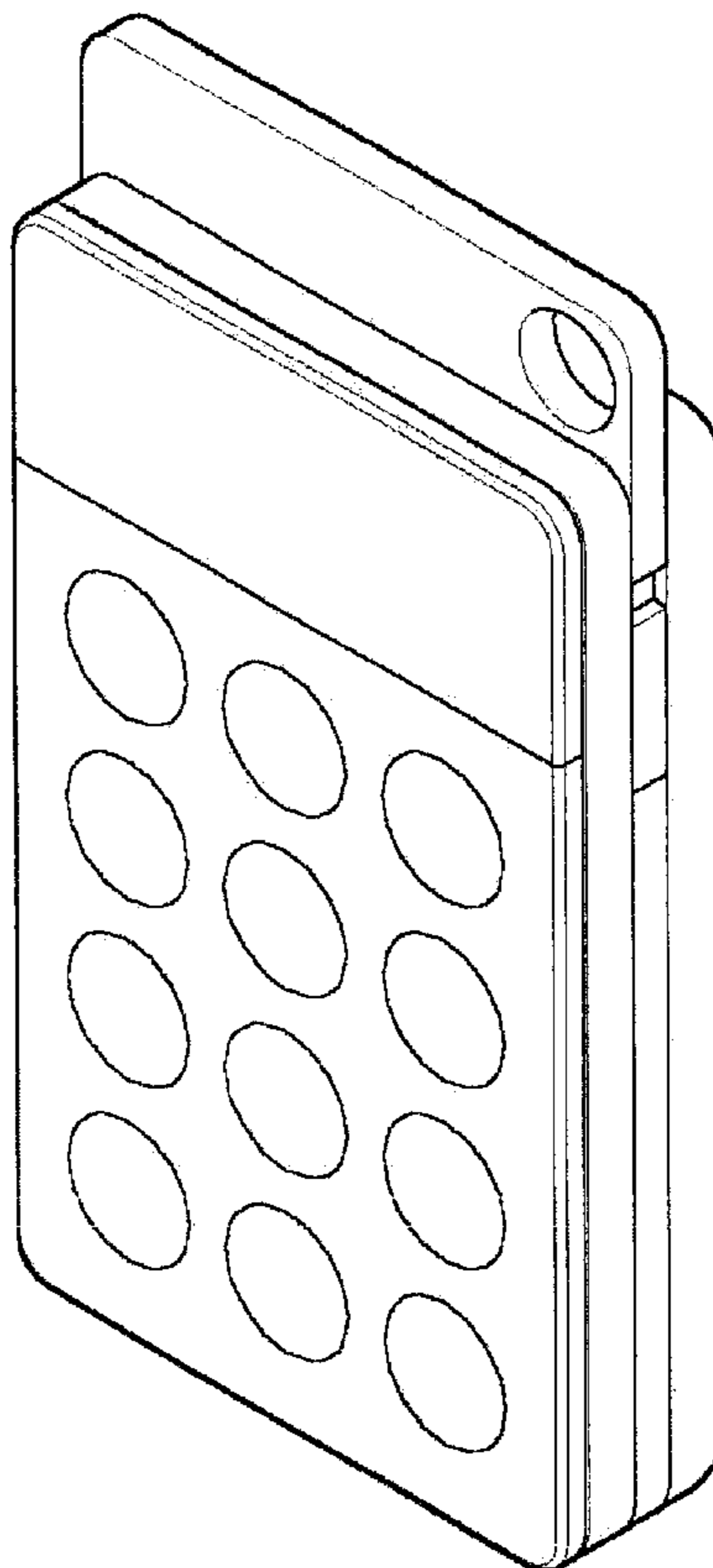


Fig. 1

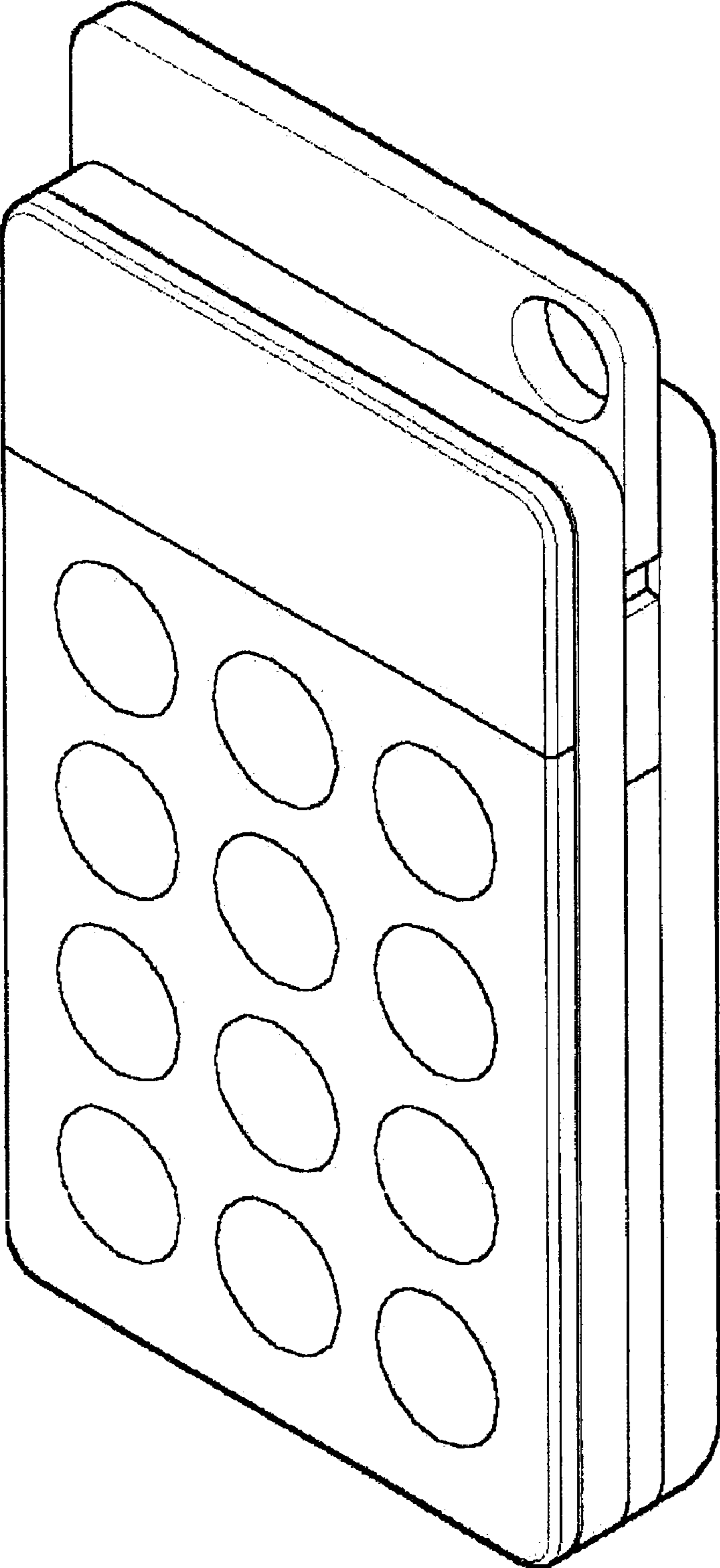


Fig. 2

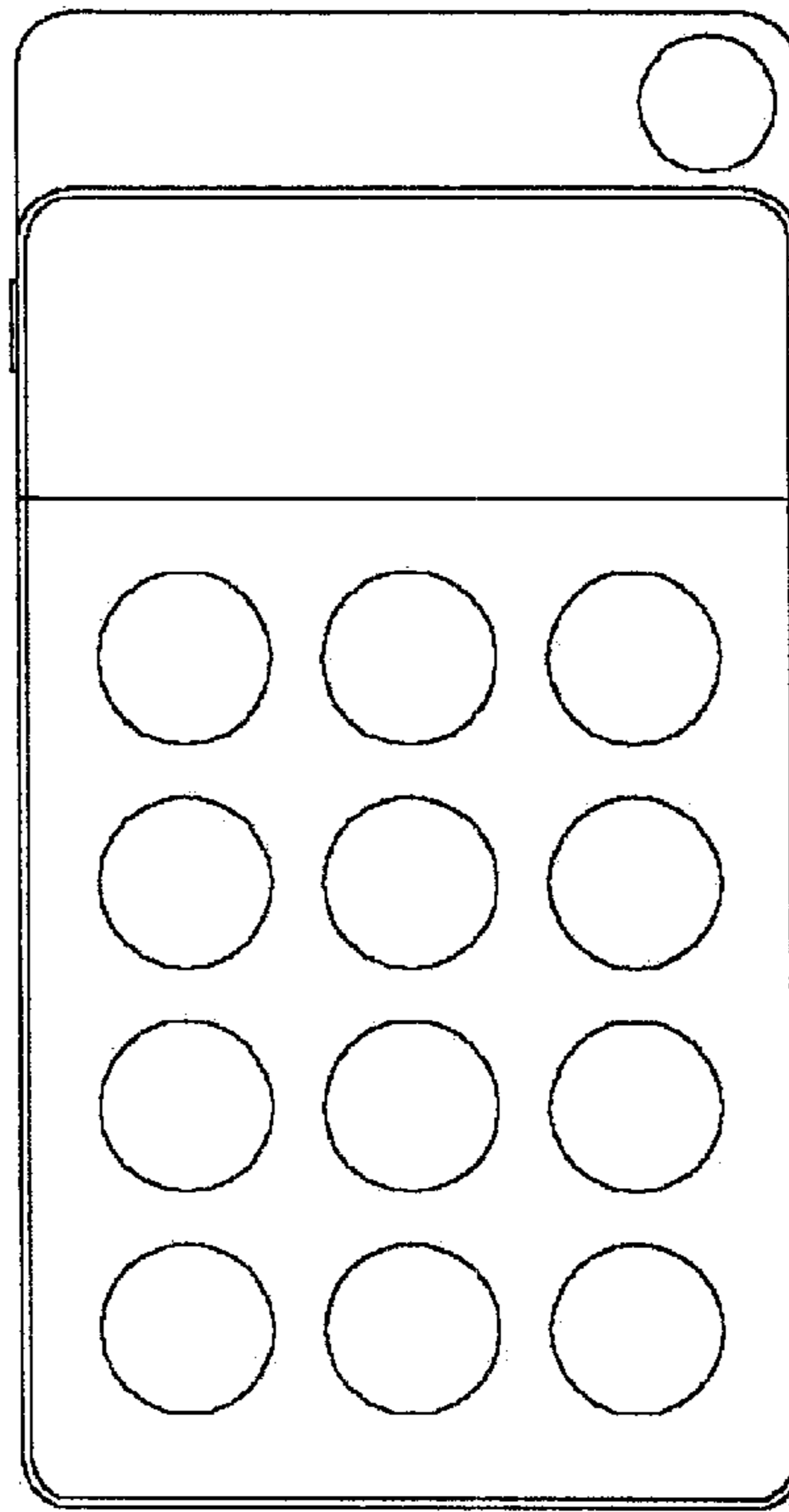


Fig. 3




Fig. 4




Fig. 5




Fig. 6




Fig. 7




Fig. 8

