



US00D541281S

(12) **United States Design Patent**
Miki et al.

(10) **Patent No.:** **US D541,281 S**

(45) **Date of Patent:** **** Apr. 24, 2007**

(54) **SCANNER**

(75) Inventors: **Osamu Miki**, Kanagawa (JP);
Masanao Takahashi, Tokyo (JP)

(73) Assignees: **Ricoh Company, Ltd.**, Tokyo (JP);
Nisca Corporation, Yamanashi (JP)

(**) **Term:** **14 Years**

(21) **Appl. No.:** **29/234,420**

(22) **Filed:** **Jul. 19, 2005**

(30) **Foreign Application Priority Data**

Jan. 19, 2005 (JP) 2005-001294

(51) **LOC (8) Cl.** **14-02**

(52) **U.S. Cl.** **D14/422**

(58) **Field of Classification Search** D14/421-425,
D14/462; D18/36-39, 55, 50, 54; 355/81,
355/75; 399/405, 367, 379, 380; 358/497;
235/470, 462.23, 482, 483; 40/613, 613.3,
40/691-692

See application file for complete search history.

(56) **References Cited**

U.S. PATENT DOCUMENTS

- D197,540 S * 2/1964 Knowles D18/36
- D218,991 S * 10/1970 Allport D18/14
- 3,600,557 A * 8/1971 Zappia 235/470
- D234,627 S * 3/1975 Vigna D16/246
- 4,439,036 A * 3/1984 Davis et al. 355/75
- D277,006 S * 1/1985 Takahashi et al. D14/422
- D304,181 S * 10/1989 Kagayama et al. D14/424
- D311,909 S * 11/1990 Chen D14/420
- D315,898 S * 4/1991 Hokura et al. D14/422
- D339,801 S * 9/1993 Urushihara et al. D14/464
- D341,617 S * 11/1993 Patterson D16/246
- 5,301,244 A * 4/1994 Parulski 382/319
- D350,765 S * 9/1994 Hiroki et al. D18/36

- D350,769 S * 9/1994 Hattori et al. D18/49
- D363,924 S * 11/1995 Ueda et al. D14/422
- D366,652 S * 1/1996 Ichinose D14/422
- D368,256 S * 3/1996 Stropkay et al. D14/420
- D371,120 S * 6/1996 Kono et al. D14/425
- 5,564,686 A * 10/1996 Horng 271/4.01
- D380,204 S * 6/1997 Kogoh et al. D14/425
- D383,449 S * 9/1997 Iimura D14/422
- D390,256 S * 2/1998 Shibata D18/39
- D411,186 S * 6/1999 Izaki D14/421
- D412,520 S * 8/1999 Krastel et al. D16/246
- D415,127 S * 10/1999 Ueda D14/425
- D421,043 S * 2/2000 Shibata et al. D18/39
- D433,439 S * 11/2000 Yoshida et al. D18/36
- D456,834 S * 5/2002 Fetherolf et al. D18/36
- D468,762 S * 1/2003 Kurita et al. D18/39

* cited by examiner

Primary Examiner—M. H. Tung

Assistant Examiner—Susan Moon Lee

(74) *Attorney, Agent, or Firm*—Dickstein Shapiro LLP

(57) **CLAIM**

The ornamental design for a scanner, as shown and described.

DESCRIPTION

FIG. 1 is a greatly enlarged front elevation view of a scanner according to the present invention;

FIG. 2 is a greatly enlarged rear elevation view thereof;

FIG. 3 is a top plan view thereof;

FIG. 4 is a bottom plan view thereof;

FIG. 5 is a right side elevation thereof;

FIG. 6 is a left side elevation thereof;

FIG. 7 is an enlarged top, front and right side perspective view thereof; and,

FIG. 8 is an enlarged top, rear and right side perspective view thereof.

1 Claim, 4 Drawing Sheets




FIG. 1




FIG. 2




FIG. 3




FIG. 4




FIG. 5




FIG. 6




FIG. 7




FIG. 8

