



US00D541266S

(12) **United States Design Patent**
Wu

(10) **Patent No.:** **US D541,266 S**

(45) **Date of Patent:** **** Apr. 24, 2007**

(54) **SLIM-TYPE COMPUTER HOUSING**

(75) Inventor: **Chen-Her Wu**, Taipei (TW)

(73) Assignee: **Shuttle Inc.**, Taipei (TW)

(**) Term: **14 Years**

(21) Appl. No.: **29/255,749**

(22) Filed: **Mar. 10, 2006**

(51) **LOC (8) Cl.** **14-02**

(52) **U.S. Cl.** **D14/300**

(58) **Field of Classification Search** D14/300-302,
D14/308, 349, 310-314, 348, 351-366, 125;
D13/162, 163, 184, 199; 312/223.1-223.3;
360/99.01-99.12; 361/690-696; 369/34.01,
369/36.01, 77.2; 720/613

See application file for complete search history.

(56) **References Cited**

U.S. PATENT DOCUMENTS

- 5,105,414 A * 4/1992 Funabashi et al. 720/613
- D360,197 S * 7/1995 Ikenaga D14/368
- D445,097 S * 7/2001 Jensen et al. D14/125
- D445,789 S * 7/2001 Zmehrir D14/356

- D495,330 S * 8/2004 Kanatani et al. D14/356
- 2002/0181380 A1 * 12/2002 Wada et al. 369/77.2

FOREIGN PATENT DOCUMENTS

DE M9208801 * 10/1993

* cited by examiner

Primary Examiner—Freda S. Nunn

(74) *Attorney, Agent, or Firm*—Birch, Stewart, Kolasch & Birch, LLP

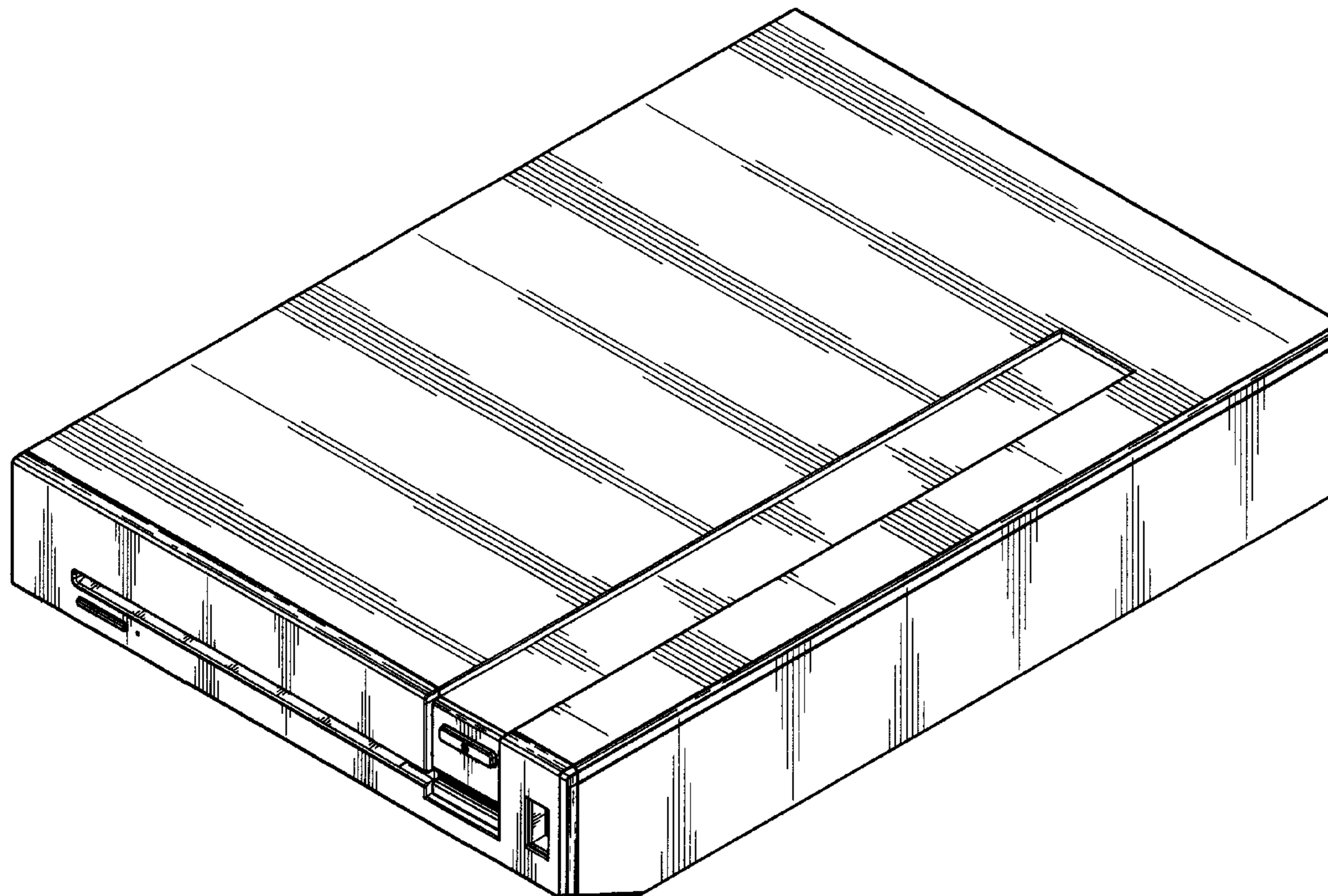
(57) **CLAIM**

The ornamental design for a slim-type computer housing, as shown and described.

DESCRIPTION

FIG. 1 is a perspective view of a slim-type computer housing showing my new design;
 FIG. 2 is a front view thereof;
 FIG. 3 is a rear view thereof;
 FIG. 4 is a left side view thereof;
 FIG. 5 is a right side view thereof;
 FIG. 6 is a top view thereof; and,
 FIG. 7 is a bottom view thereof.

1 Claim, 5 Drawing Sheets



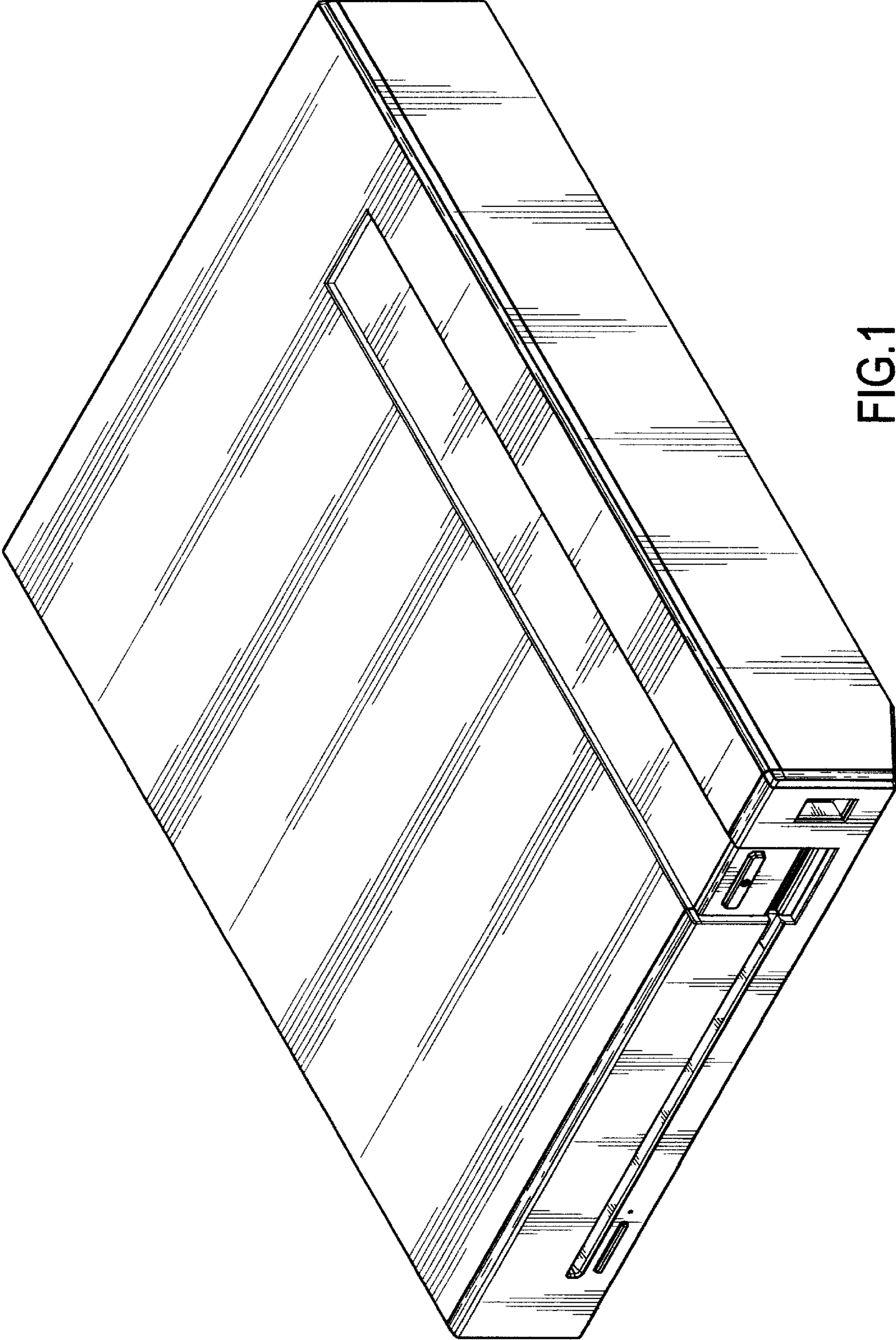


FIG.1

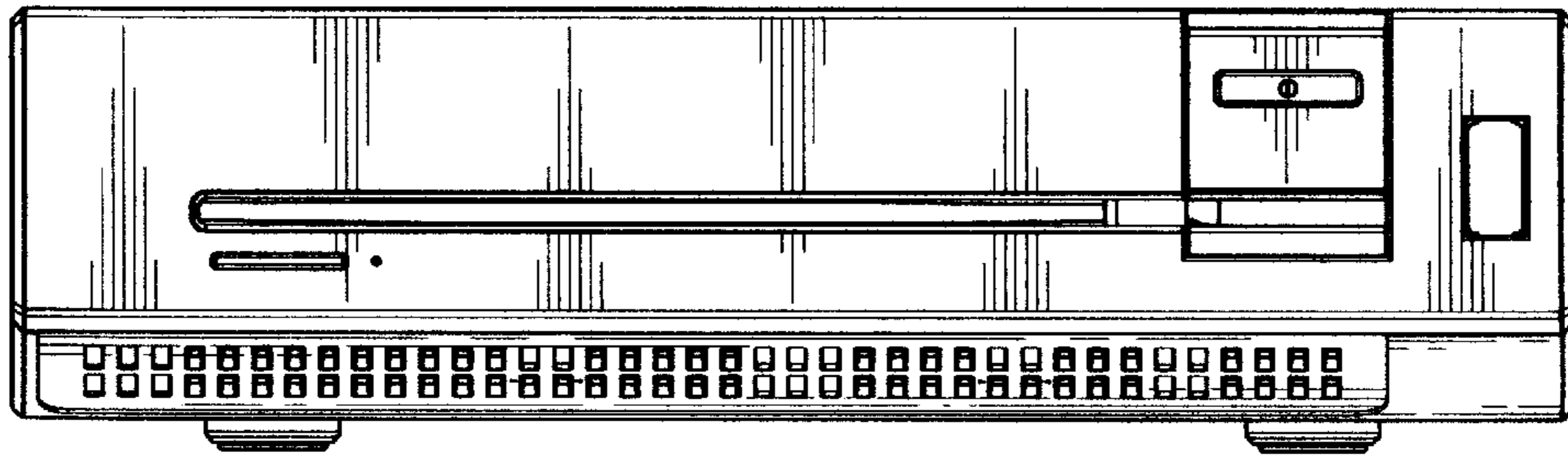


FIG. 2

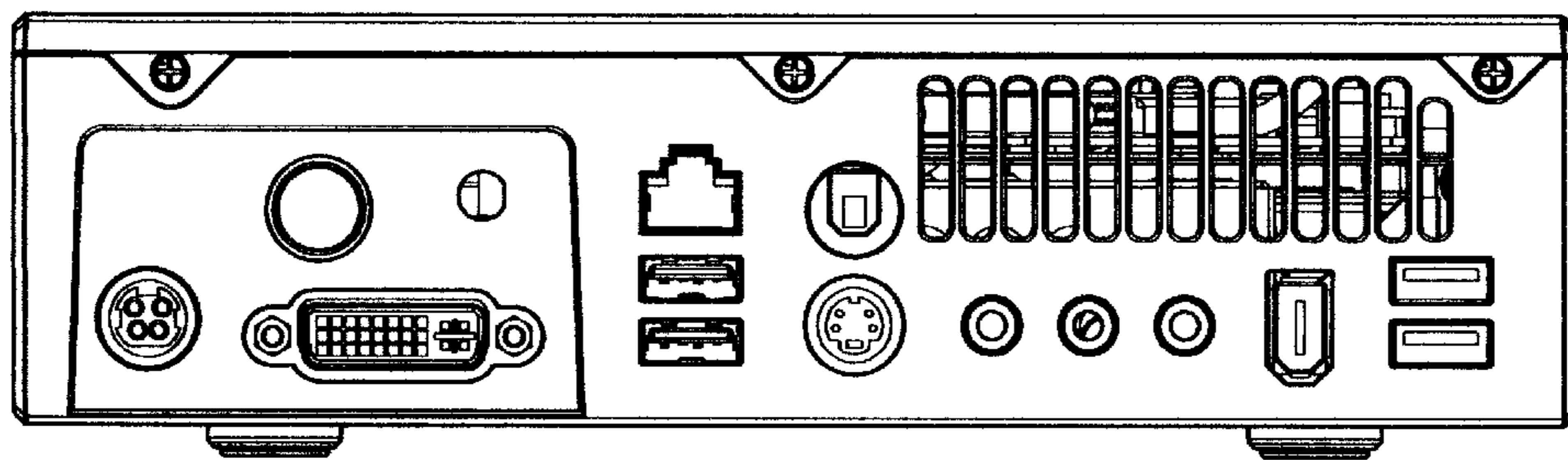


FIG. 3




FIG.4

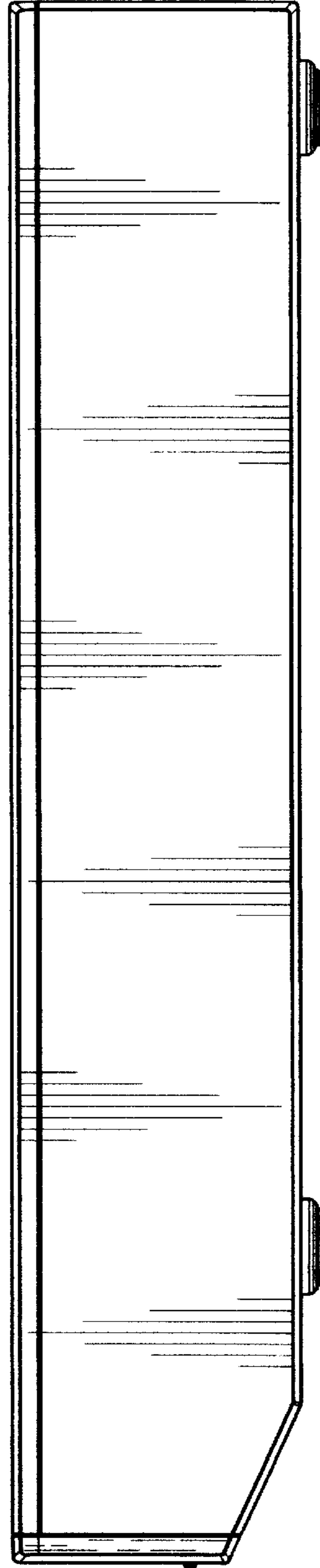


FIG.5




FIG.6

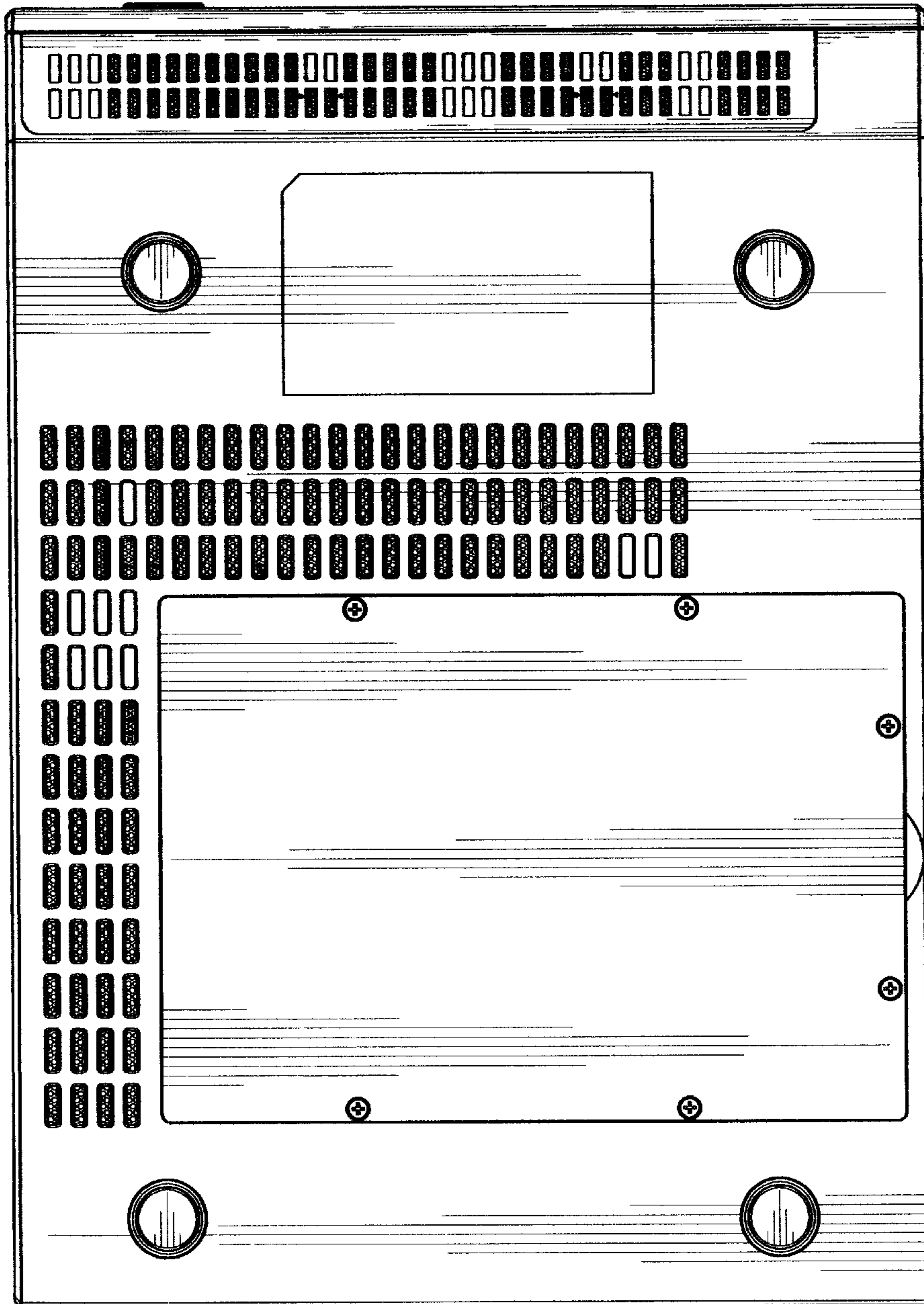


FIG.7