

US00D541263S

(12) **United States Design Patent**
Yao

(10) **Patent No.:** **US D541,263 S**

(45) **Date of Patent:** **** Apr. 24, 2007**

(54) **NETWORK DEVICE**

(75) Inventor: **Jung-Ying Yao**, Hsinchu (TW)

(73) Assignee: **D-Link Corporation**, Hsinchu (TW)

(**) Term: **14 Years**

(21) Appl. No.: **29/235,802**

(22) Filed: **Aug. 8, 2005**

(51) **LOC (8) Cl.** **14-03**

(52) **U.S. Cl.** **D14/240**

(58) **Field of Classification Search** D14/240,
D14/242, 246, 192, 223, 140.1, 140.4, 356,
D14/358; D13/184, 123; 181/129-130; 379/430,
379/431, 433.01, 420.03, 957, 52, 106.1,
379/333-337, 387.01, 399.01, 413.02, 413.04;
455/569.1, 510, 524; 439/717

See application file for complete search history.

(56) **References Cited**

U.S. PATENT DOCUMENTS

- D346,607 S * 5/1994 Bhargava et al. D14/242
- D457,158 S * 5/2002 Awamori et al. D14/356
- D464,044 S * 10/2002 Wang et al. D14/240

- D464,339 S * 10/2002 Tomino et al. D14/240
- D485,550 S * 1/2004 Deguchi et al. D14/240
- D491,938 S * 6/2004 Muto et al. D14/356
- D520,503 S * 5/2006 Shimizu D14/358
- D520,998 S * 5/2006 Sanefuji D14/356
- D521,510 S * 5/2006 Yao D14/356
- D521,994 S * 5/2006 Sanefuji D14/356

* cited by examiner

Primary Examiner—Charles A. Rademaker

(74) *Attorney, Agent, or Firm*—Bacon & Thomas, PLLC

(57) **CLAIM**

The ornamental design for a network device, as shown.

DESCRIPTION

FIG. 1 is a perspective view of a network device showing my new design;

FIG. 2 is a front elevational view thereof;

FIG. 3 is a rear elevational view thereof;

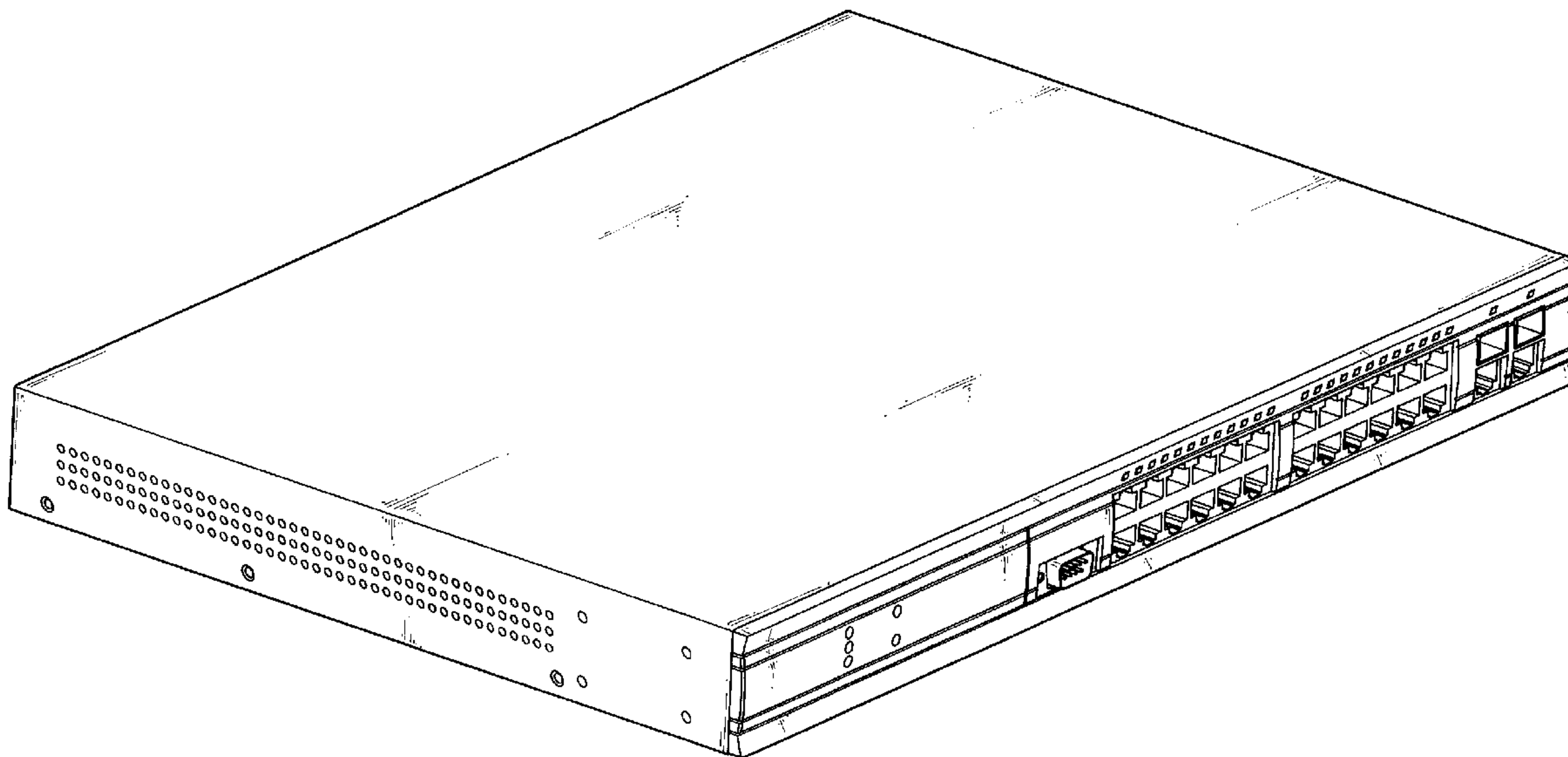
FIG. 4 is a left side elevational view thereof;

FIG. 5 is a right side elevational view thereof;

FIG. 6 is a top plan view thereof; and,

FIG. 7 is a bottom plan view thereof.

1 Claim, 5 Drawing Sheets



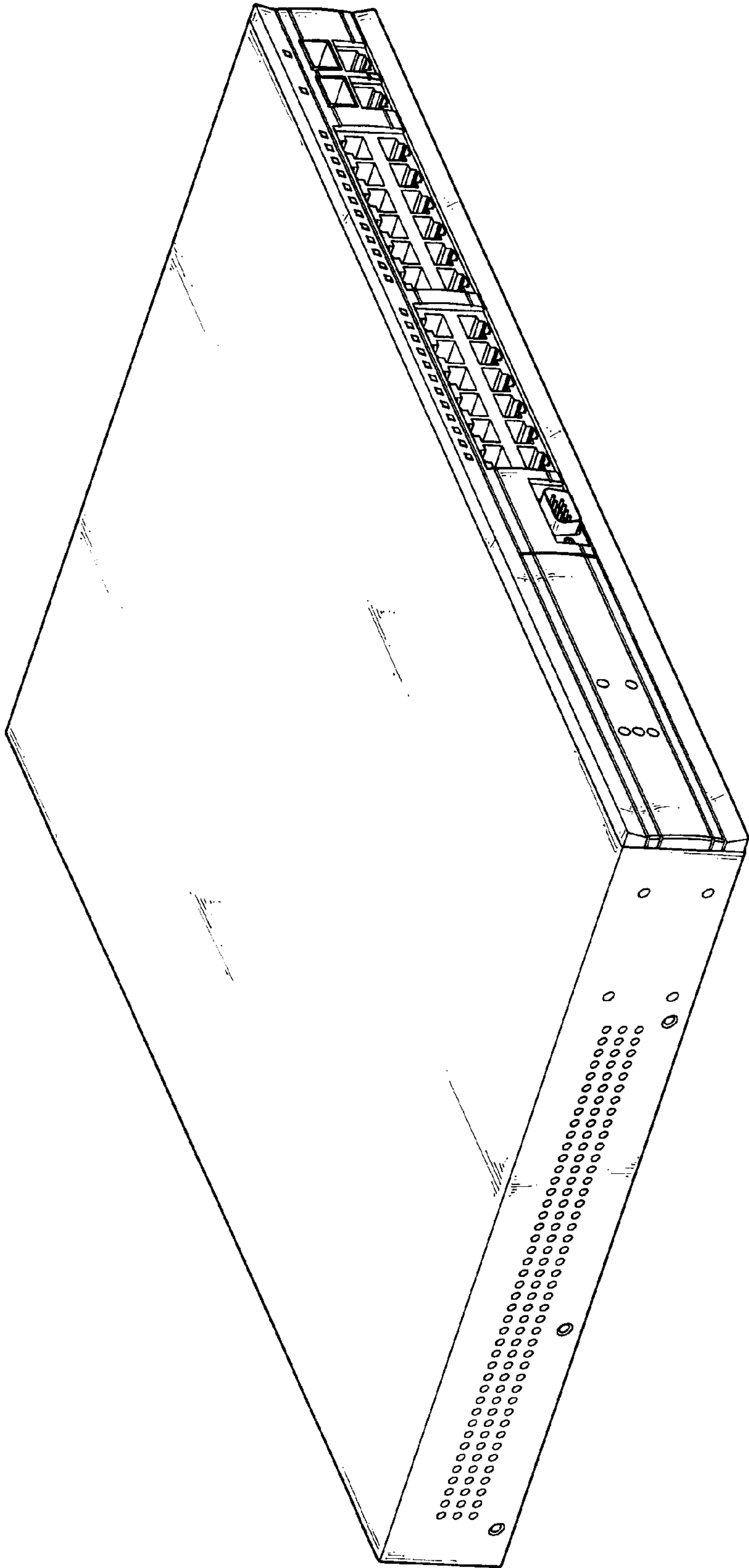


FIG. 1

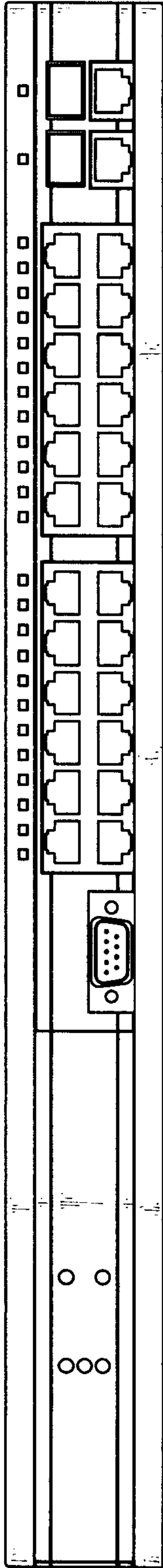


FIG. 2




FIG. 3




FIG. 4

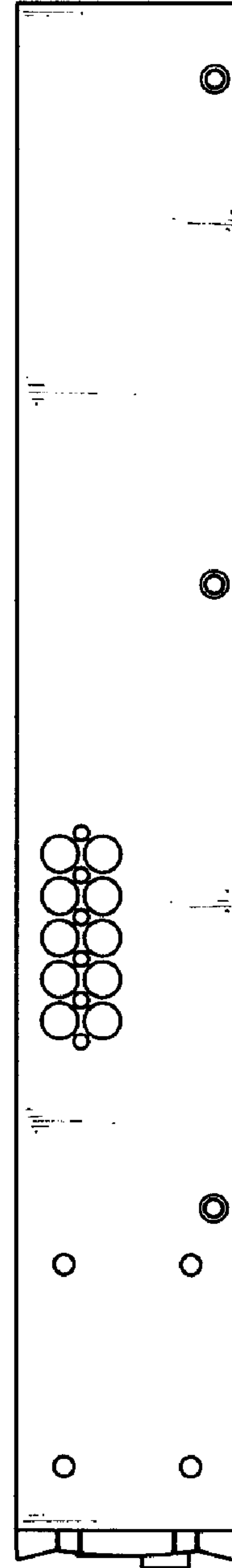


FIG. 5




FIG. 6



FIG. 7