



US00D541250S

(12) **United States Design Patent**  
**Yoo et al.**

(10) **Patent No.:** **US D541,250 S**

(45) **Date of Patent:** **\*\* Apr. 24, 2007**

(54) **MOBILE PHONE**

(75) Inventors: **Young Hoon Yoo**, Seoul (KR); **Ju Young Hong**, Seoul (KR)

(73) Assignee: **LG Electronics Inc.**, Seoul (KR)

(\*\*) Term: **14 Years**

(21) Appl. No.: **29/237,853**

(22) Filed: **Sep. 8, 2005**

(30) **Foreign Application Priority Data**

Mar. 9, 2005 (KR) ..... 30-2005-0007750

(51) **LOC (8) Cl.** ..... **14-03**

(52) **U.S. Cl.** ..... **D14/138**

(58) **Field of Classification Search** ..... D14/191,  
D14/138, 147-148, 247-248, 144, 496, 156,  
D14/341-347; 379/433.01-433.13; 455/575.3,  
455/566, 575.1, 556.1, 556.2, 90.3; D21/517;  
D16/208

See application file for complete search history.

(56) **References Cited**

**U.S. PATENT DOCUMENTS**

- D443,866 S \* 6/2001 Arbisi et al. .... D14/138
- D463,386 S \* 9/2002 Chun et al. .... D14/138
- D465,467 S \* 11/2002 Nagai et al. .... D14/138
- D481,697 S \* 11/2003 Rausch et al. .... D14/138
- D490,792 S \* 6/2004 Lee ..... D14/138
- D503,695 S \* 4/2005 Kota et al. .... D14/138
- D508,684 S \* 8/2005 Lee et al. .... D14/138
- D515,054 S \* 2/2006 Ishiura et al. .... D14/138
- D518,463 S \* 4/2006 Tan et al. .... D14/138

- D519,483 S \* 4/2006 Cho et al. .... D14/138
- D520,982 S \* 5/2006 Kim et al. .... D14/138
- D521,483 S \* 5/2006 Kim et al. .... D14/138
- 2004/0097258 A1 \* 5/2004 Lee et al. .... 455/550.1
- 2004/0132513 A1 \* 7/2004 Taneda et al. .... 455/575.3

**FOREIGN PATENT DOCUMENTS**

JP D1183513 \* 9/2003

**OTHER PUBLICATIONS**

Samsung E105 telephone, announced 3Q, 2003, [online], [retrieved on Aug. 31, 2006]. Retrieved from Internet ,<URL: <http://www.gsmarena.com>>.\*

\* cited by examiner

*Primary Examiner*—Jeffrey Asch

(74) *Attorney, Agent, or Firm*—Birch, Stewart, Kolasch & Birch, LLP

(57) **CLAIM**

The ornamental design for a mobile phone, as shown and described.

**DESCRIPTION**

FIG. 1 is a perspective view of a mobile phone showing my (our) new design;

FIG. 2 is a front view thereof;

FIG. 3 is a rear view thereof;

FIG. 4 is a left side view thereof;

FIG. 5 is a right side view thereof;

FIG. 6 is a top plan view thereof; and,

FIG. 7 is a bottom view thereof.

**1 Claim, 6 Drawing Sheets**

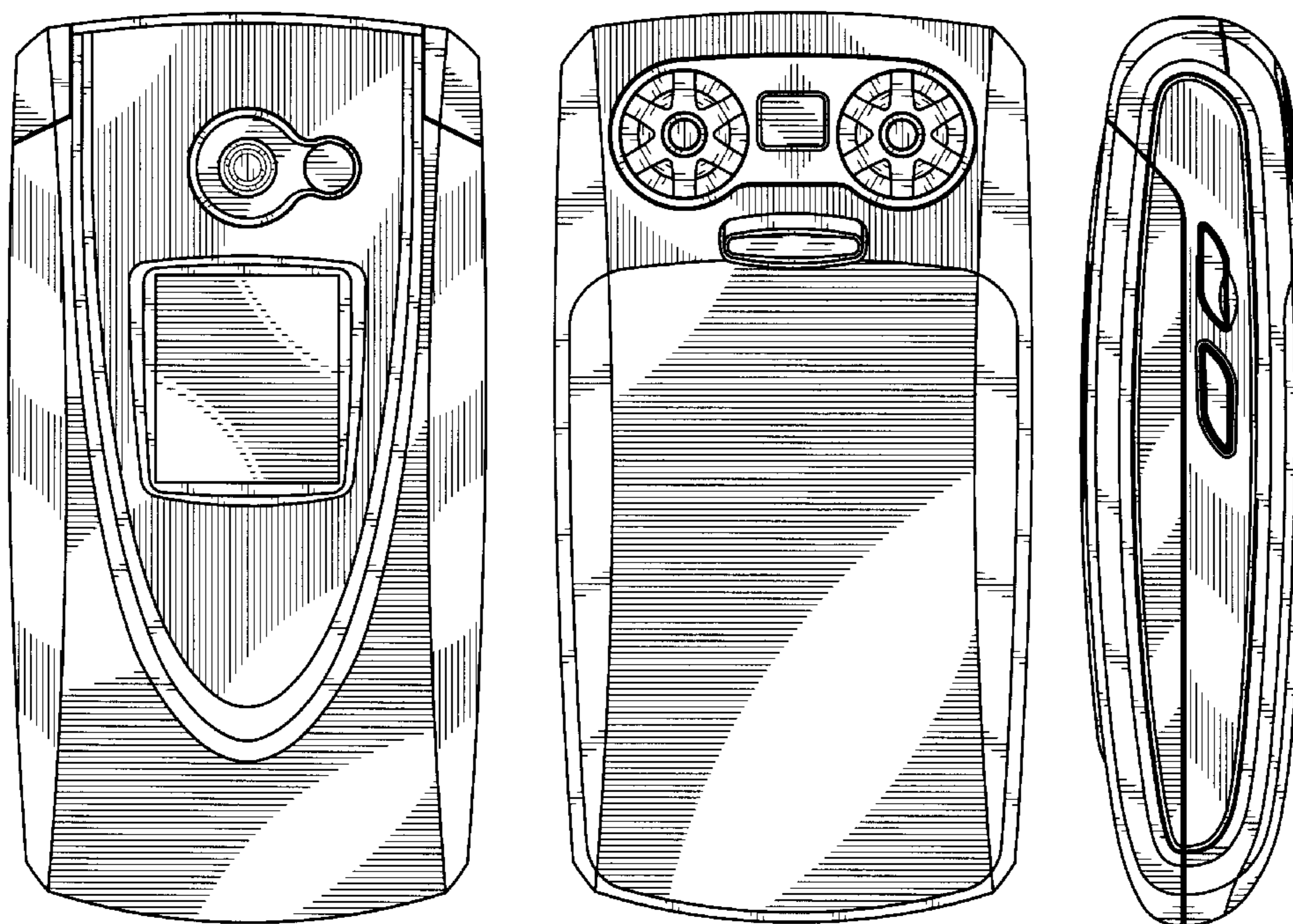


FIG. 1

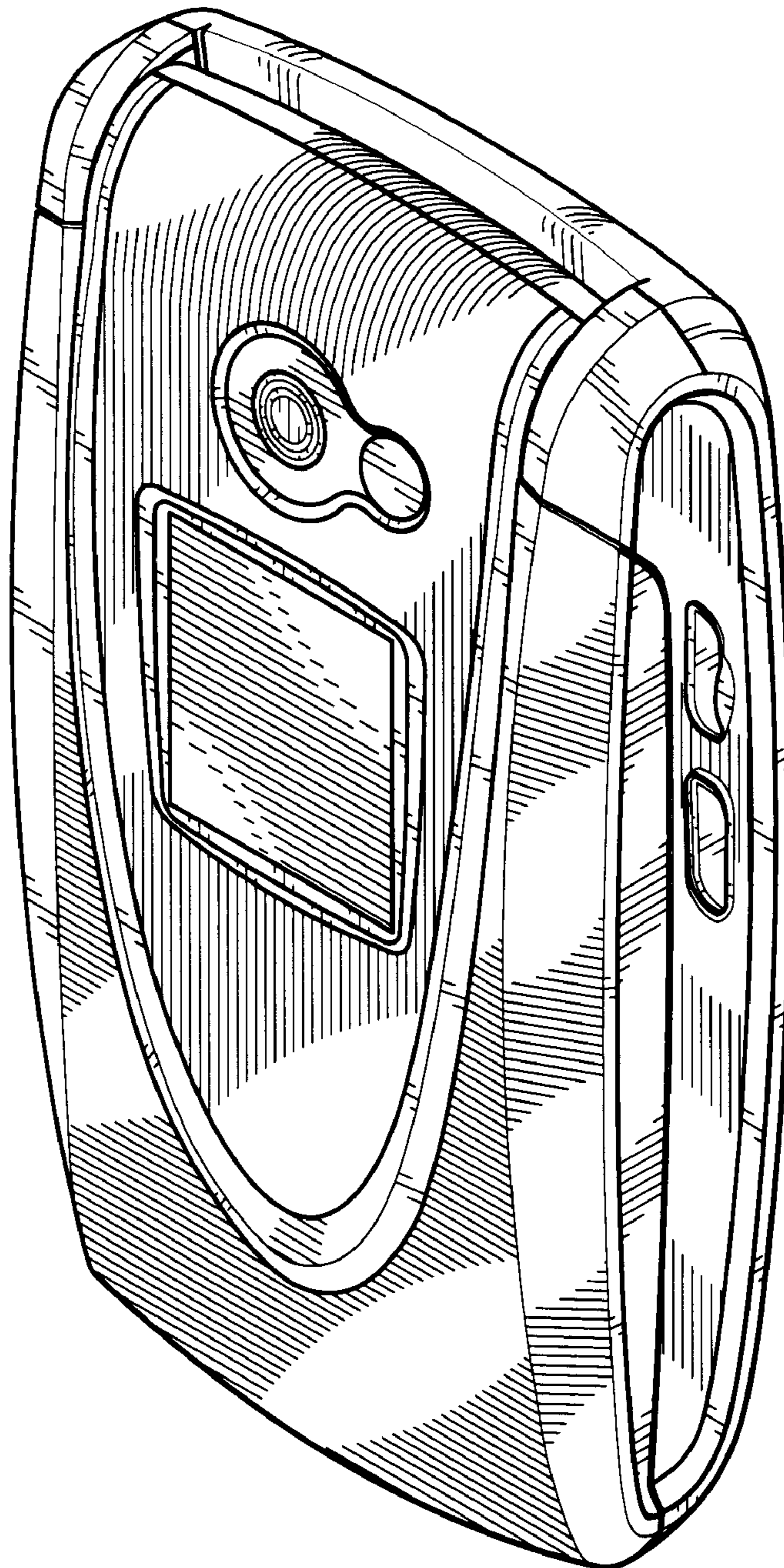


FIG. 2

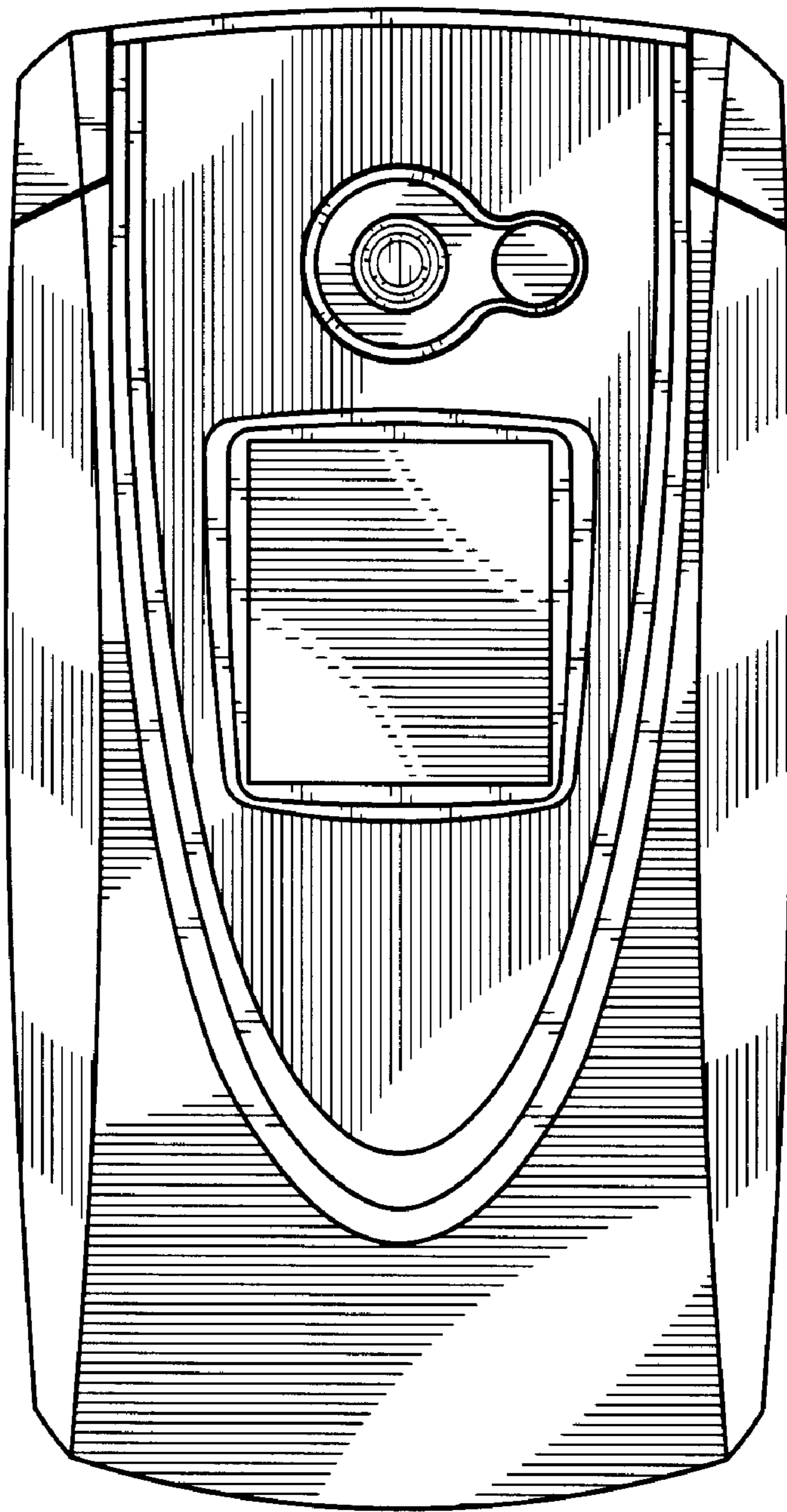




FIG. 3

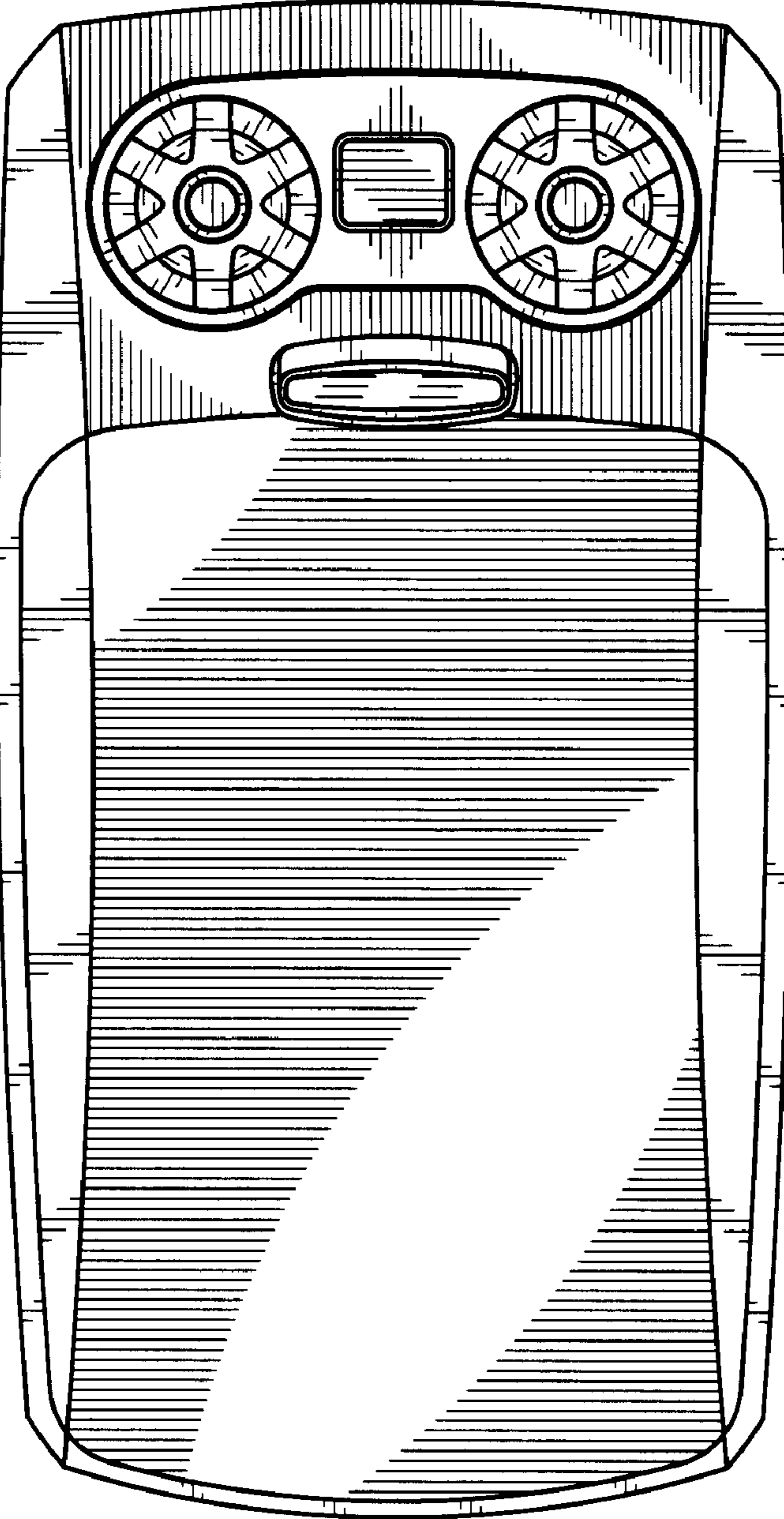


FIG. 4

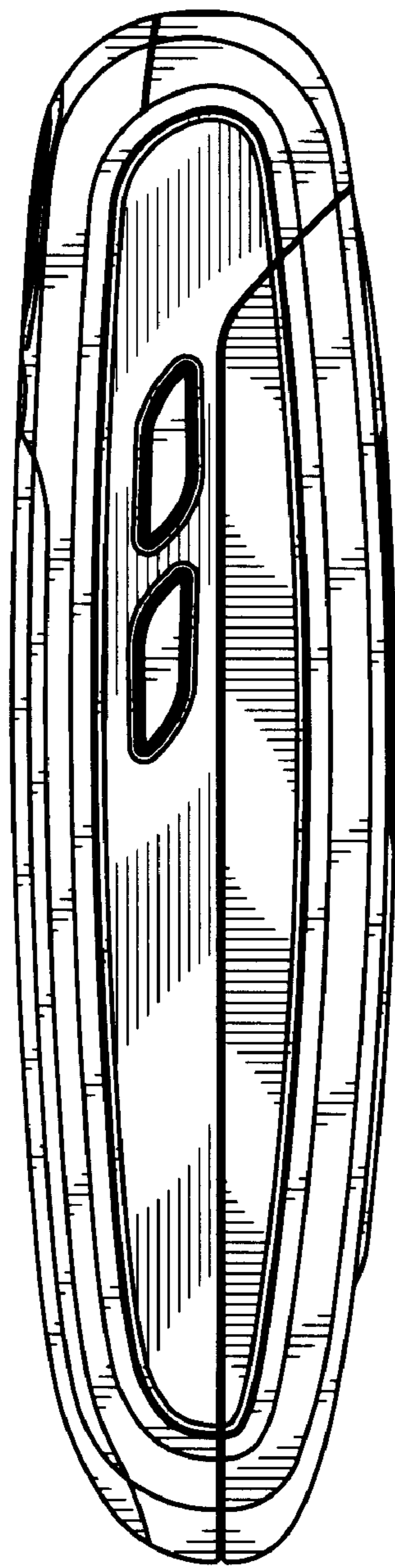


FIG. 5

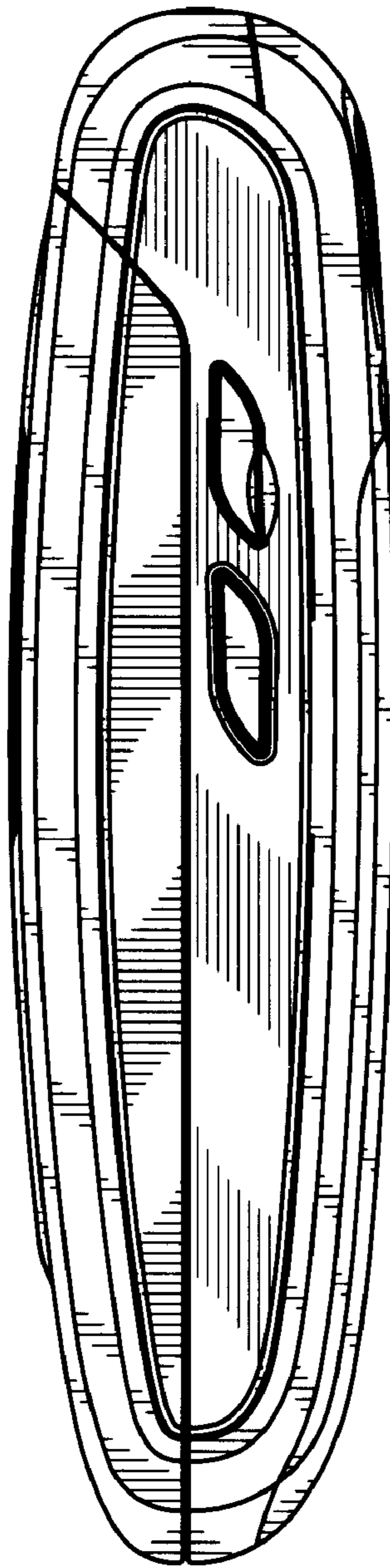


FIG. 6

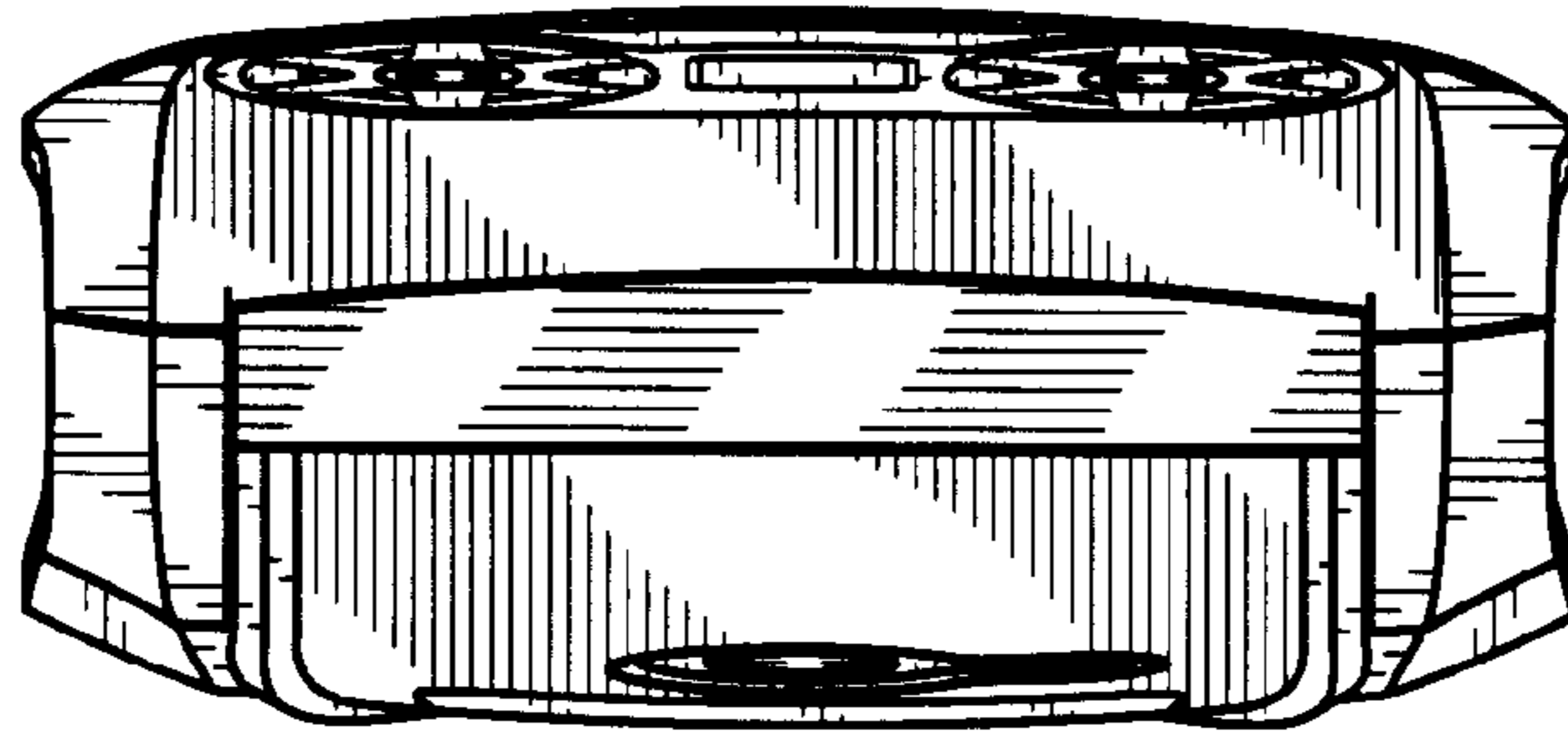


FIG. 7

