

US00D541243S

(12) **United States Design Patent**
Kuramashi et al.

(10) **Patent No.:** **US D541,243 S**

(45) **Date of Patent:** **** Apr. 24, 2007**

- (54) **PROJECTION TELEVISION SET**
- (75) Inventors: **Yuh Kuramashi**, Virginia Water Surrey (GB); **Tatsuya Honda**, Yokohama (JP); **Akio Shindate**, London (GB)
- (73) Assignee: **Kabushiki Kaisha Toshiba** (JP)
- (**) Term: **14 Years**

- D476,967 S 7/2003 Onoda et al.
- D484,106 S 12/2003 Onoda
- D496,010 S 9/2004 Honda
- D497,147 S 10/2004 Izu et al.
- D504,877 S * 5/2005 Honda et al. D14/239
- D512,032 S * 11/2005 Joe et al. D14/128
- D512,389 S * 12/2005 Joe et al. D14/128
- D515,048 S * 2/2006 Villalobos et al. D14/128
- D517,028 S * 3/2006 Joe et al. D14/128

(21) Appl. No.: **29/240,219**

(22) Filed: **Oct. 12, 2005**

(30) **Foreign Application Priority Data**

Aug. 29, 2005 (JP) 2005-024826

(51) **LOC (8) Cl.** **14-03**

(52) **U.S. Cl.** **D14/128**

(58) **Field of Classification Search** D14/125-134, D14/239, 371, 136, 374-377; 312/7.2; 348/836, 348/838, 180, 184, 325, 739; 341/12; 248/917-924, 248/465; 345/104, 133, 156, 168, 87, 173; 720/605, 669, 600, 655; 369/99, 197; 455/344-347
See application file for complete search history.

(56) **References Cited**

U.S. PATENT DOCUMENTS

- D308,378 S 6/1990 Shinoda et al.
- D336,903 S 6/1993 Abe et al.
- D471,170 S 3/2003 Benedetti
- D476,966 S 7/2003 Onoda et al.

FOREIGN PATENT DOCUMENTS

JP 946443 2/1996

* cited by examiner

Primary Examiner—Raphael Barkai

(74) *Attorney, Agent, or Firm*—Banner & Witcoff, Ltd.

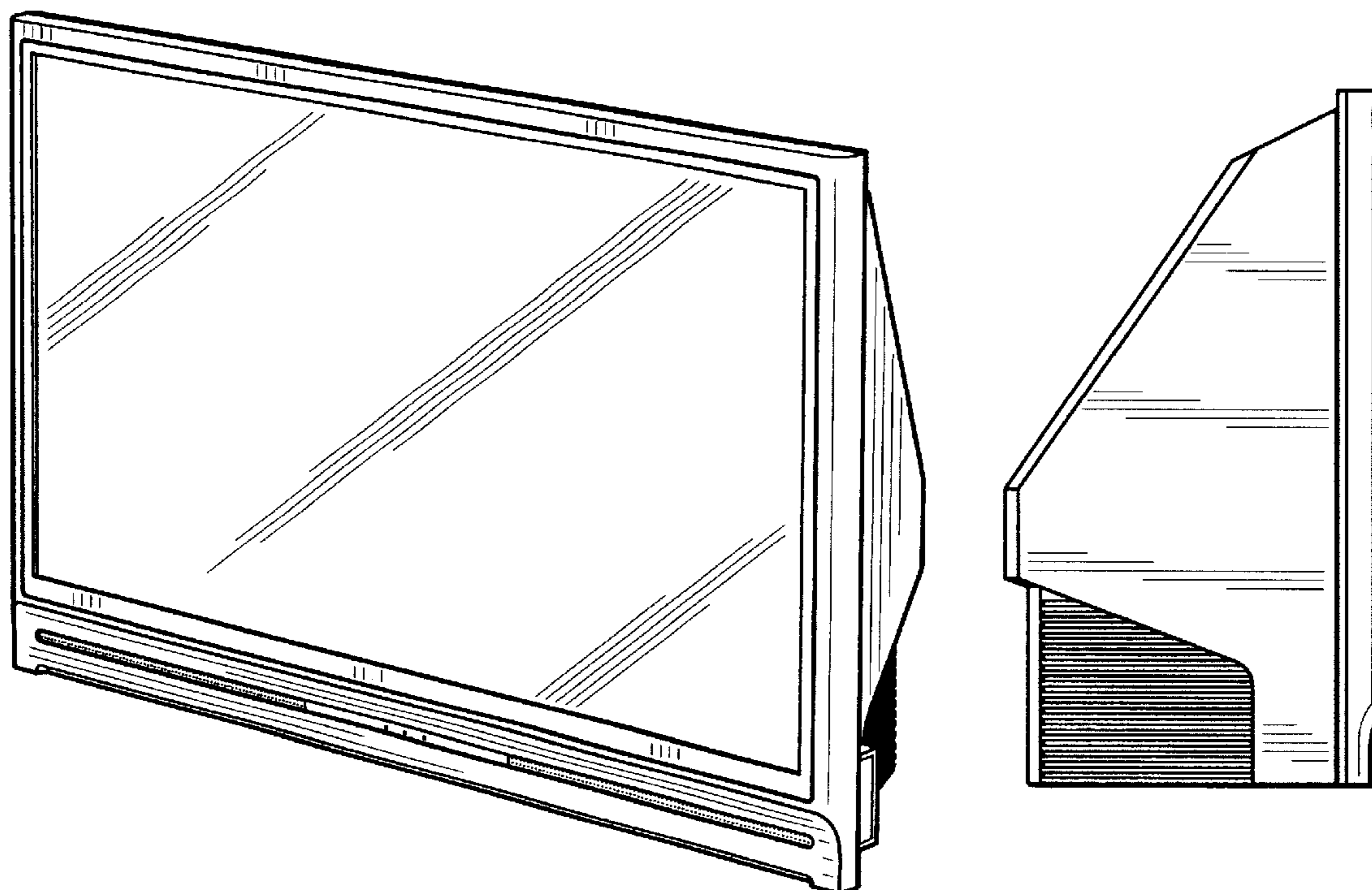
(57) **CLAIM**

The ornamental design for a projection television set, as shown and described.

DESCRIPTION

FIG. 1 is a front, top and right side perspective view of a projection television set, showing our new design; FIG. 2 is a top plan view thereof; FIG. 3 is a front elevational view thereof; FIG. 4 is a rear elevational view thereof; FIG. 5 is a bottom plan view thereof; FIG. 6 is a left side elevational view thereof; and, FIG. 7 is a right side elevational view thereof.

1 Claim, 4 Drawing Sheets



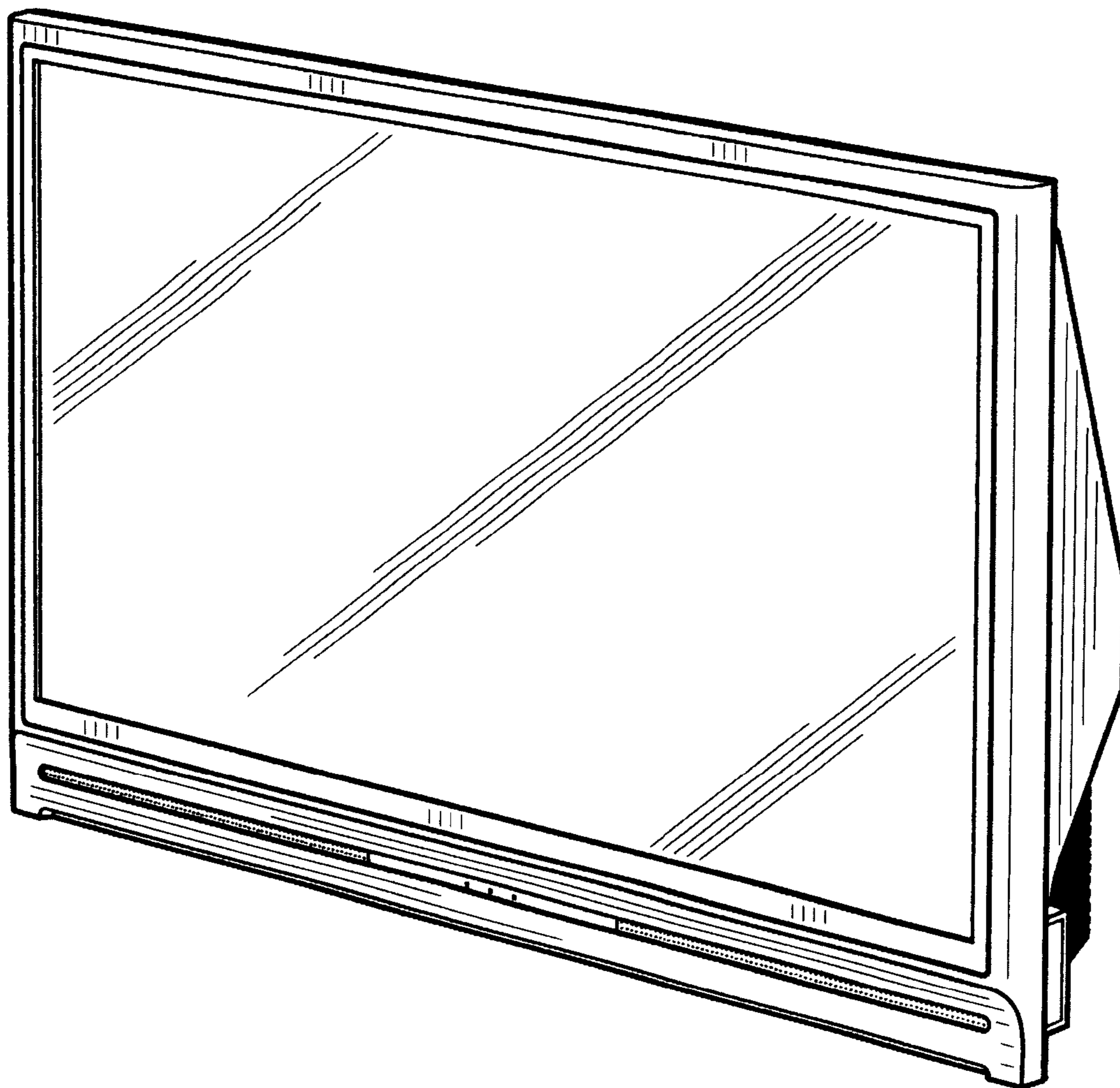


FIG.1

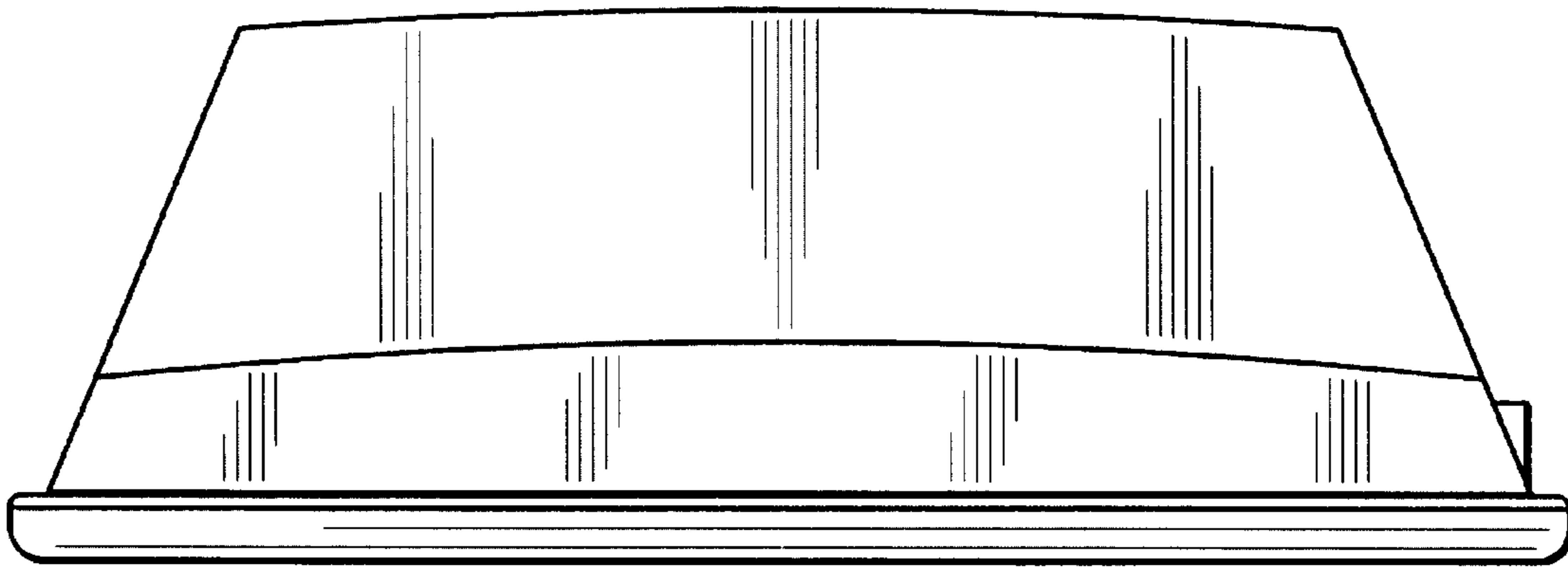


FIG. 2

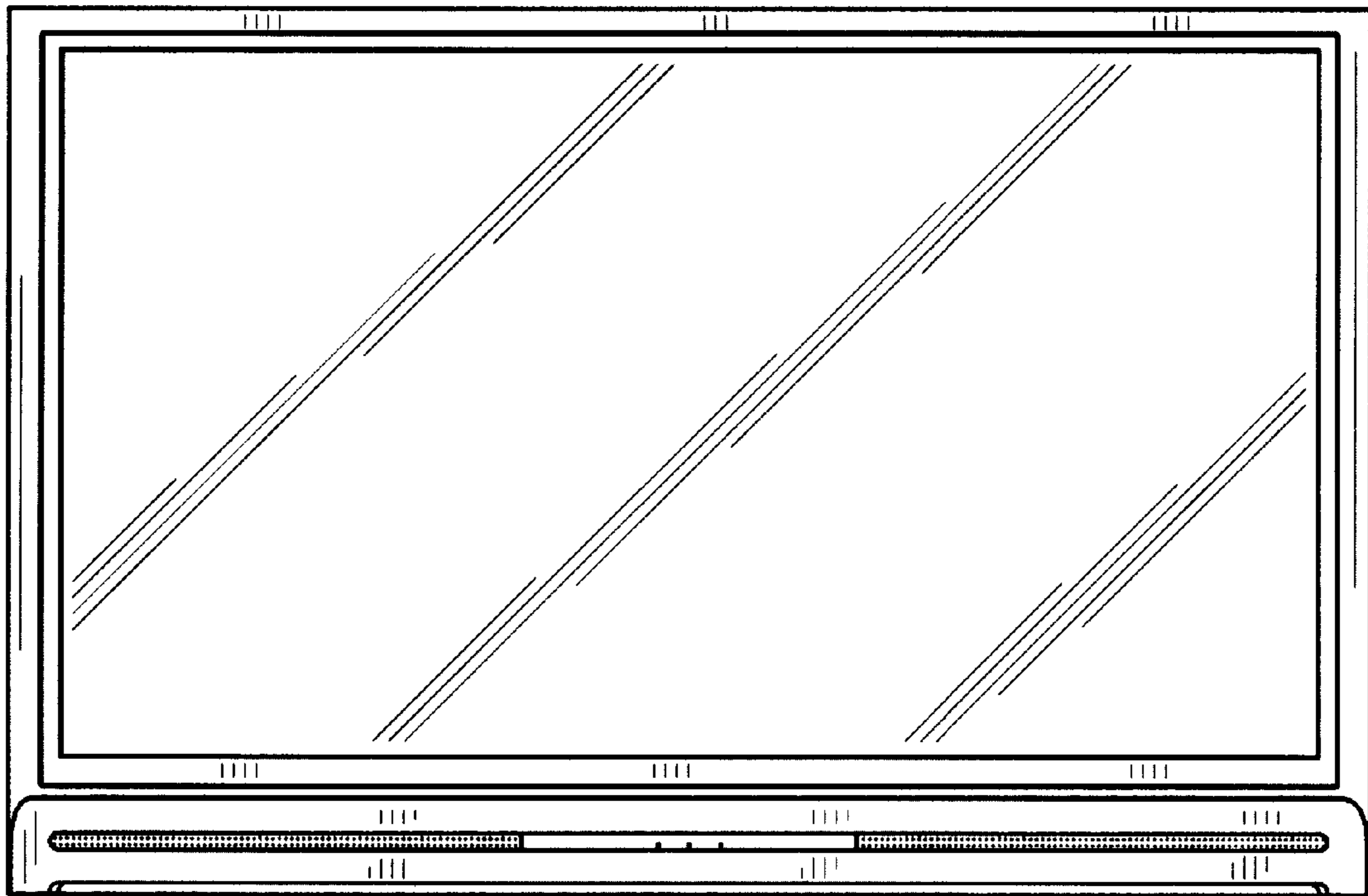


FIG. 3

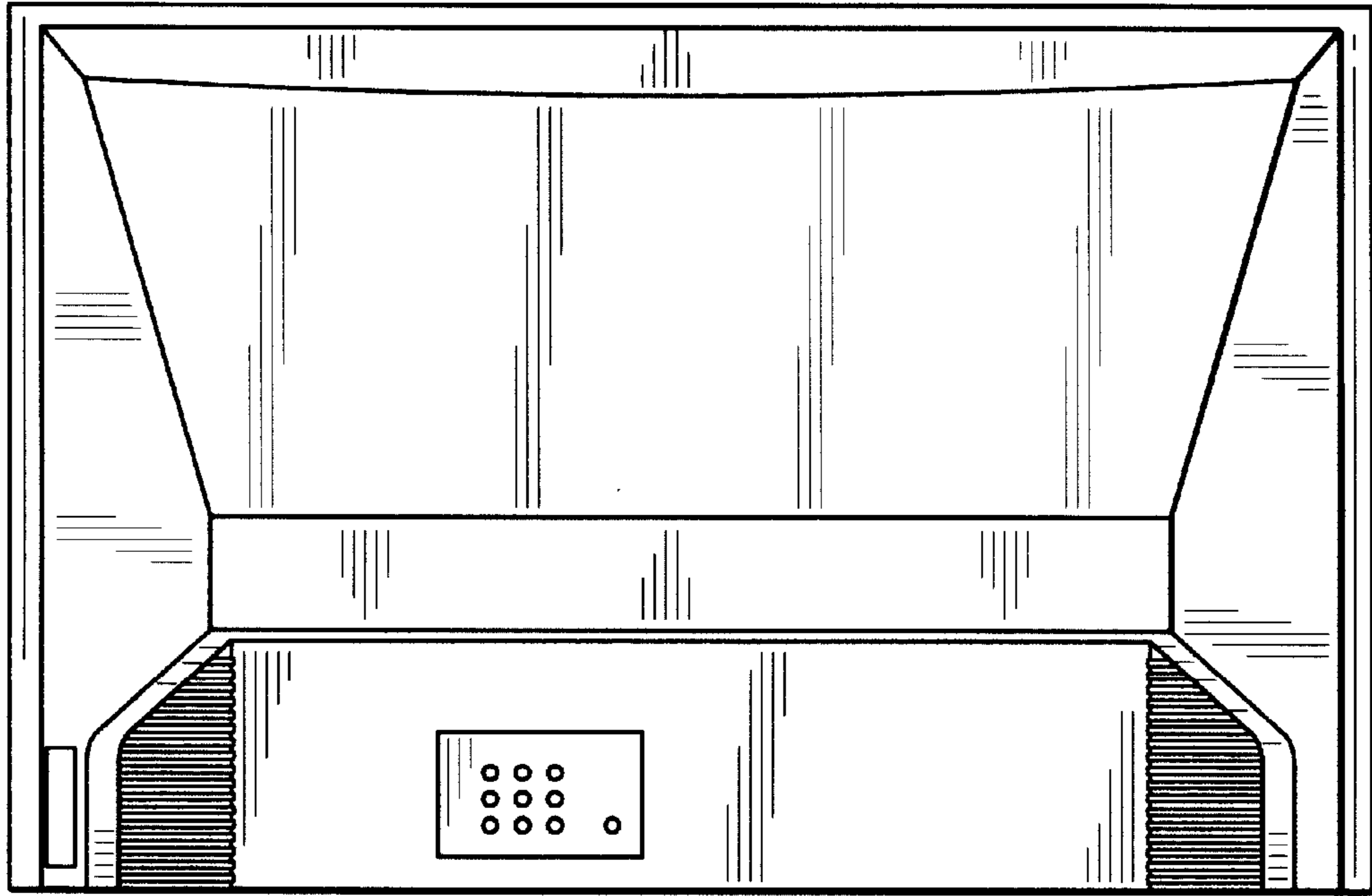


FIG. 4




FIG. 5




FIG. 6

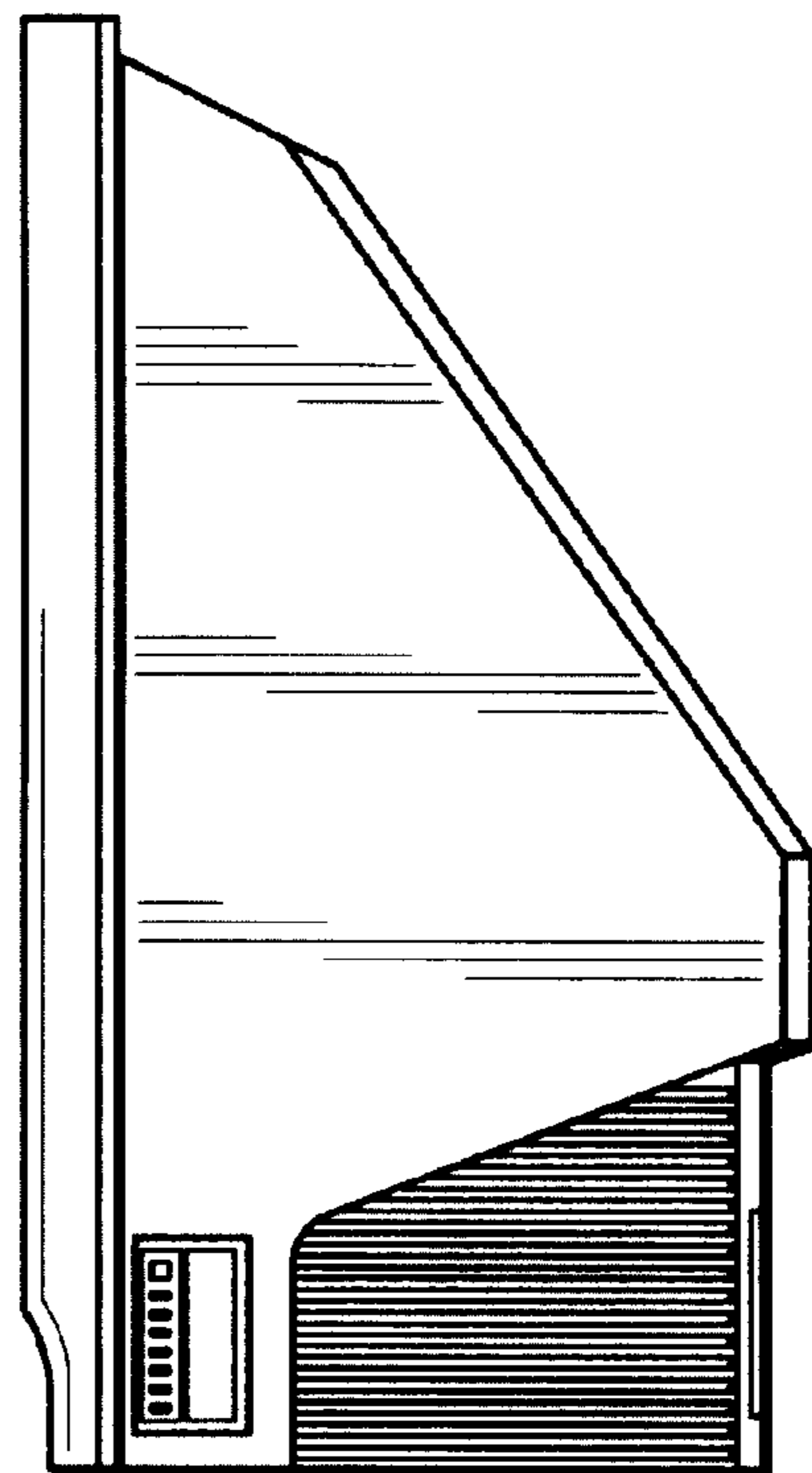


FIG. 7