



US00D541212S

(12) **United States Design Patent**
Smith et al.

(10) **Patent No.:** **US D541,212 S**
(45) **Date of Patent:** **** Apr. 24, 2007**

(54) **TIRE SIDEWALL**

(75) Inventors: **Scott Smith**, Akron, OH (US); **Keith Dumigan**, Akron, OH (US)

(73) Assignee: **Bridgestone Firestone North American Tire, LLC**, Nashville, TN (US)

(**) Term: **14 Years**

(21) Appl. No.: **29/253,850**

(22) Filed: **Feb. 13, 2006**

(51) **LOC (8) Cl.** **12-15**

(52) **U.S. Cl.** **D12/605**

(58) **Field of Classification Search** D12/501,
D12/503, 605; 152/209.1, 209.9, 209.16,
152/209.25, 209.27, 523, DIG. 12; 301/37.22;
D7/565, 568, 571, 572, 585

See application file for complete search history.

(56) **References Cited**

U.S. PATENT DOCUMENTS

D139,185 S	*	10/1944	Rudd	D7/585
2,403,309 A	*	7/1946	Smith	152/209.16
D161,395 S	*	12/1950	Spreier	D7/585
D274,422 S		6/1984	Wright		
D386,136 S		11/1997	Ratliff, Jr.		
D398,885 S		9/1998	Ratliff, Jr.		

D415,456 S		10/1999	Yanez		
D420,957 S	*	2/2000	Yanez	D12/605
D436,332 S		1/2001	Yanez		
D464,607 S		10/2002	Liu et al.		
D488,122 S		4/2004	Palo et al.		
D488,769 S	*	4/2004	Guidry	D12/605
D497,593 S		10/2004	Ratliff, Jr. et al.		
D500,286 S	*	12/2004	Leynaert et al.	D12/582
D516,016 S	*	2/2006	Miyazaki et al.	D12/605
D517,004 S	*	3/2006	Miyazaki et al.	D12/605
D521,444 S	*	5/2006	Miyazaki et al.	D12/605

* cited by examiner

Primary Examiner—Robert M. Spear

(74) *Attorney, Agent, or Firm*—Thomas R. Kingsbury

(57) **CLAIM**

The ornamental design for a tire sidewall, as shown and described.

DESCRIPTION

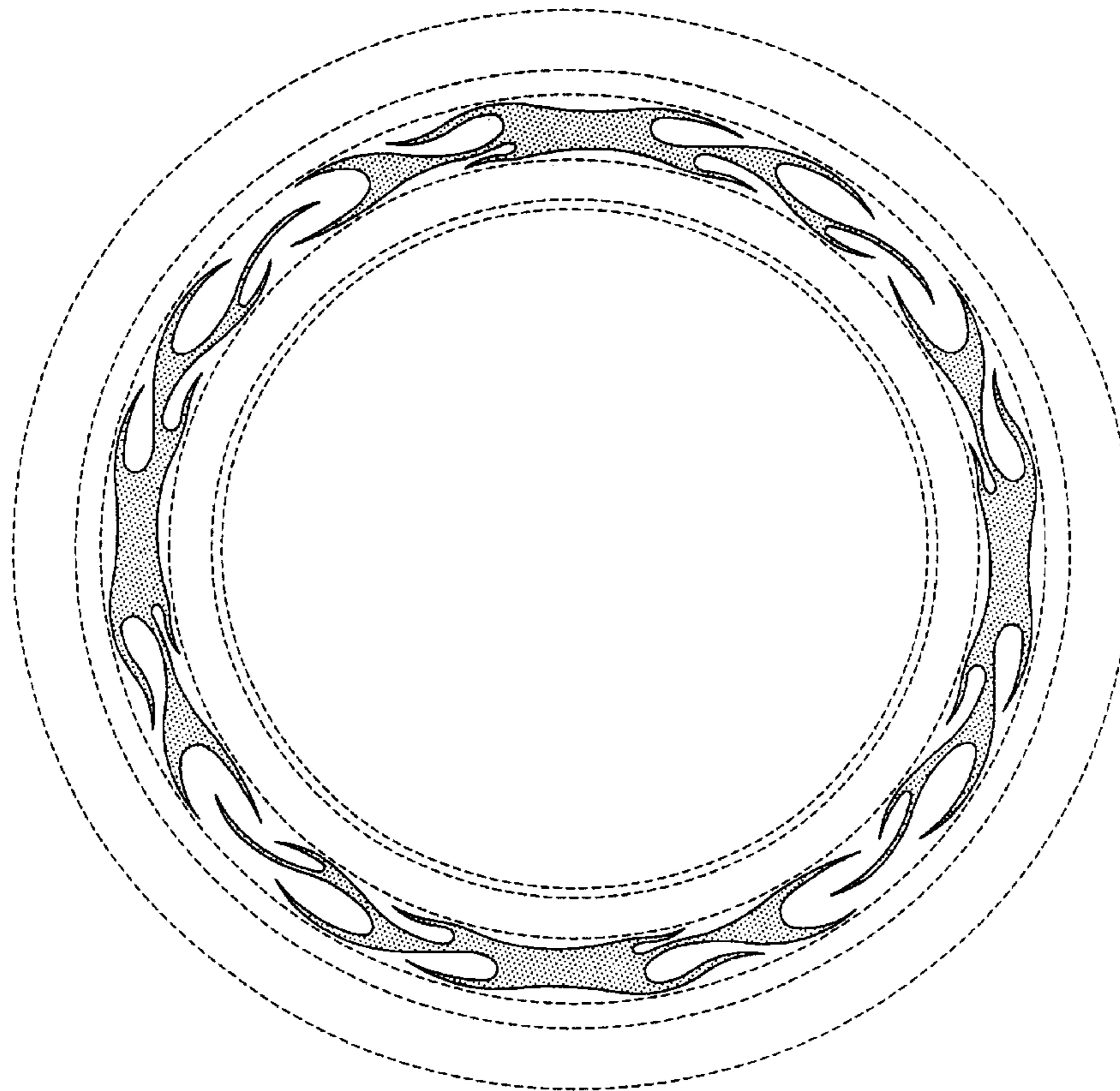
FIG. 1 is a side perspective view of a tire sidewall showing our new design;

FIG. 2 is an enlarged fragmentary side elevational view of the upper right quarter quadrant of FIG. 1; and,

FIG. 3 is an enlarged fragmentary side elevational view of the lower right quarter quadrant of FIG. 1 .

The broken lines in the drawings represent unclaimed environmental subject matter.

1 Claim, 3 Drawing Sheets



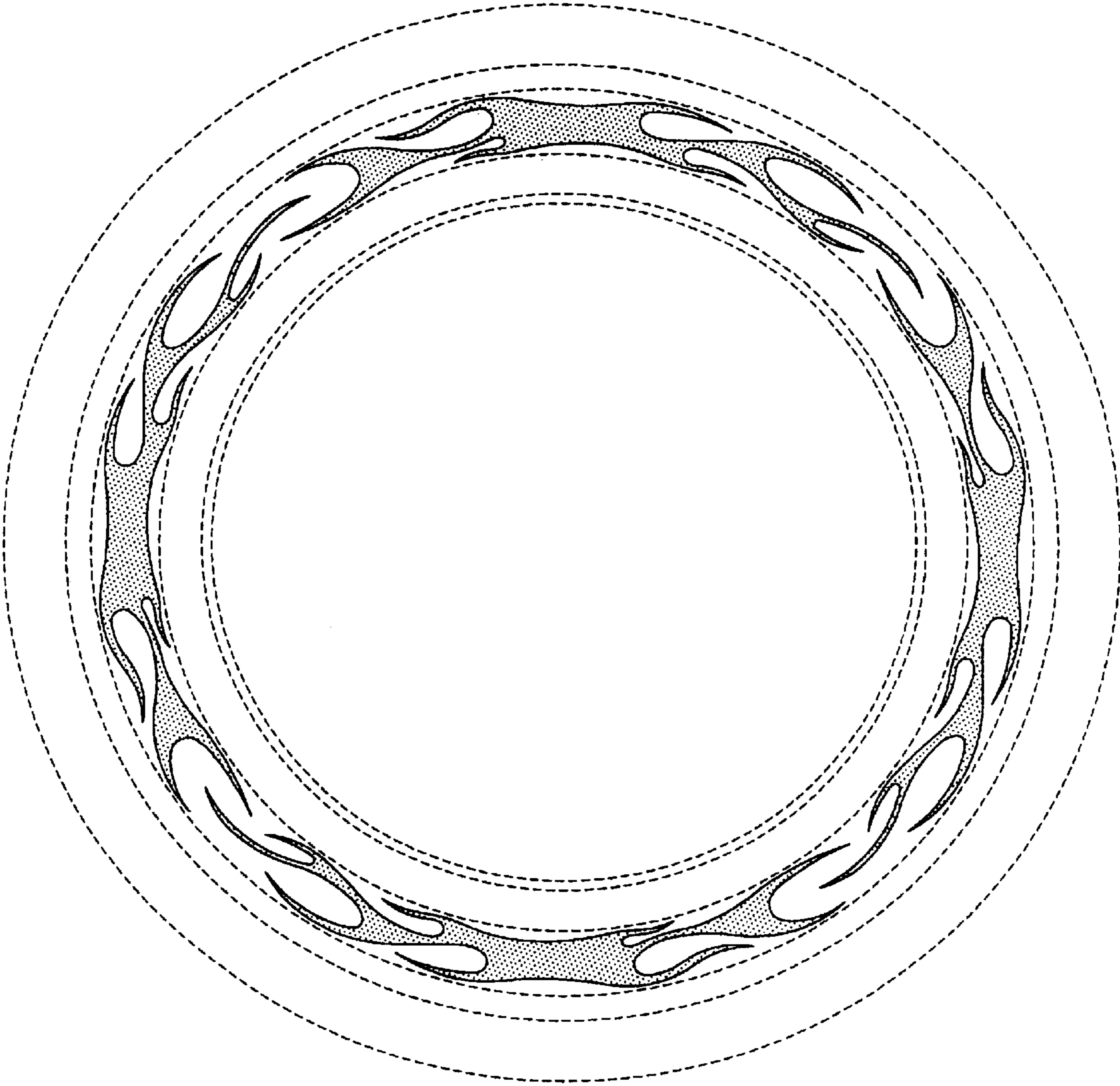


FIG-1

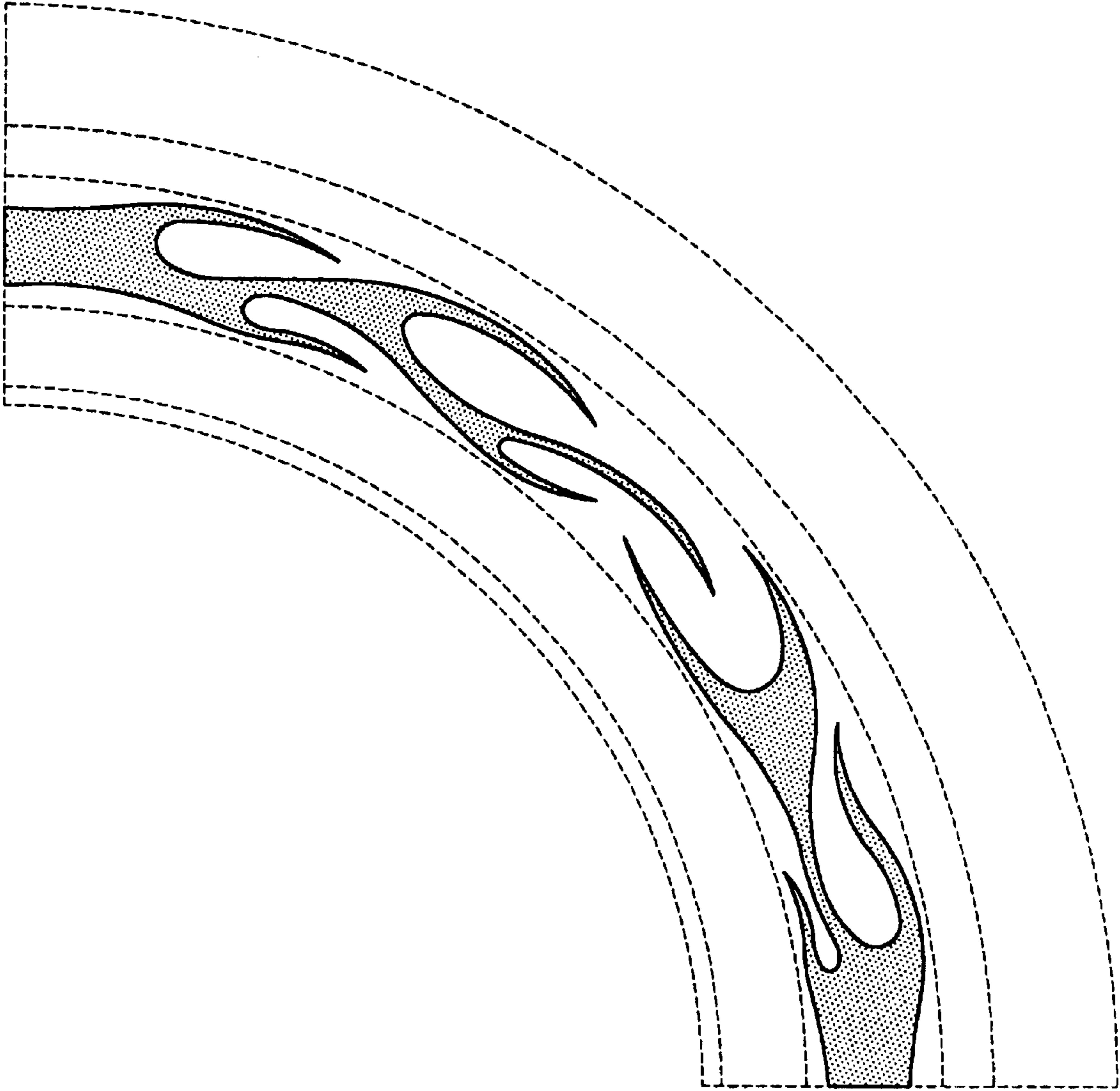


FIG-2

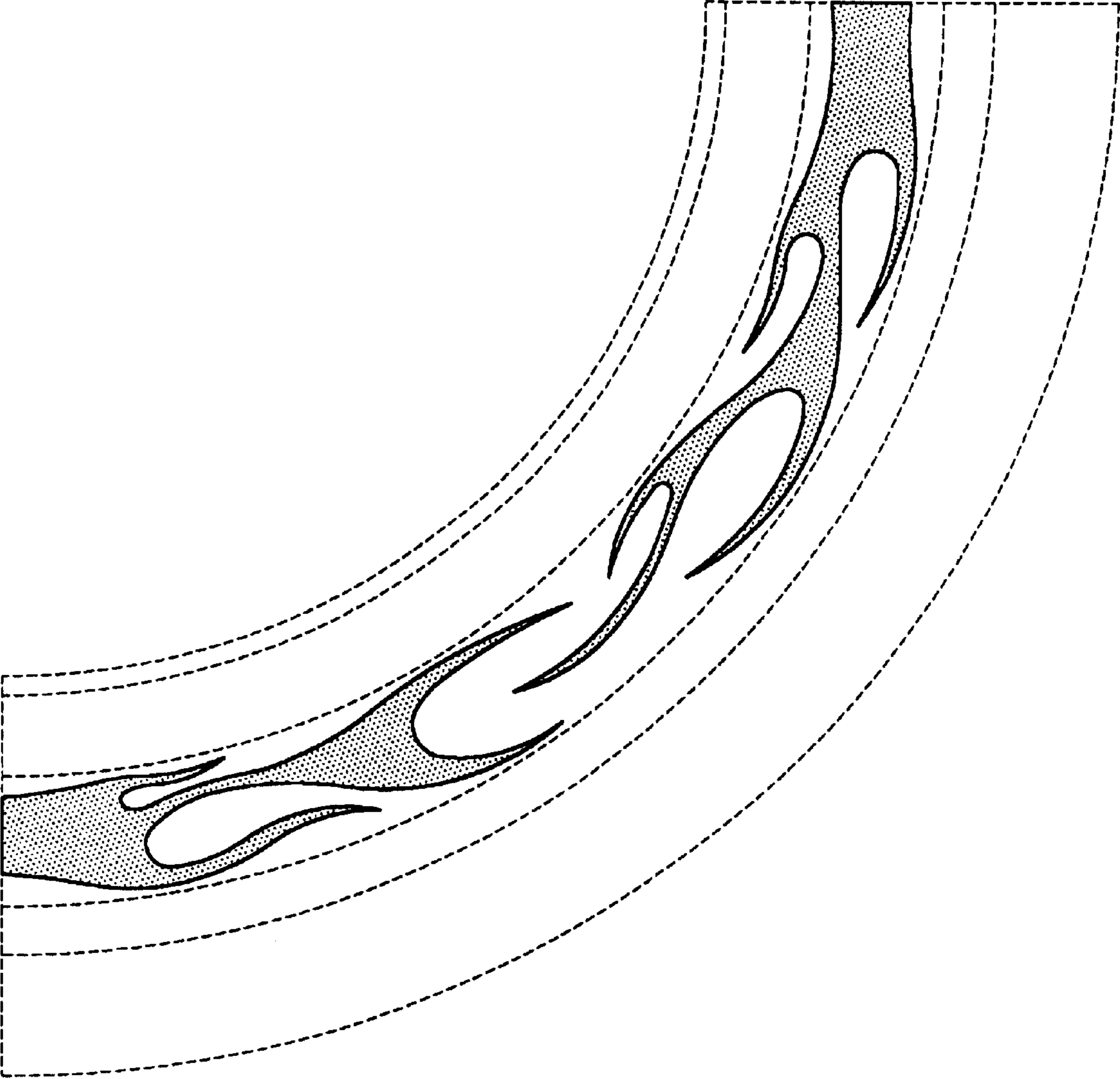


FIG-3