



US00D541209S

(12) **United States Design Patent**
Castator et al.

(10) **Patent No.:** **US D541,209 S**

(45) **Date of Patent:** **** Apr. 24, 2007**

(54) **AUTOMOTIVE CONSOLE WITH A STORAGE COMPARTMENT**

(75) Inventors: **Fred Castator**, Wixom, MI (US); **Jim Smith**, Rochester Hills, MI (US)

(73) Assignee: **Engineered Plastics**, Auburn Hills, MI (US)

(**) Term: **14 Years**

(21) Appl. No.: **29/216,224**

(22) Filed: **Oct. 29, 2004**

(51) **LOC (8) Cl.** **12-16**

(52) **U.S. Cl.** **D12/415**; D12/419; 296/24.34

(58) **Field of Classification Search** D12/133, D12/140.2, 157, 188, 190, 195, 400, 413, D12/415, 418, 419, 421, 422, 423, 426, 496; D6/336, 384, 396, 407, 414, 421, 422, 432, D6/438, 439, 454, 455, 627, 631, 632, 634, D6/635; 220/264, 817, 827, 846; 224/275, 224/282, 553, 567, 926; 248/311.2-314, 248/146, 148, 917; 108/44

See application file for complete search history.

(56) **References Cited**

U.S. PATENT DOCUMENTS

2,542,162 A * 2/1951 Sutton 312/236
4,583,707 A * 4/1986 Anderson 248/292.13
4,928,865 A * 5/1990 Lorence et al. 224/275
D317,744 S * 6/1991 Bott D12/414
5,190,259 A * 3/1993 Okazaki 248/311.2

5,248,183 A * 9/1993 Gignac et al. 297/188.16
D340,218 S * 10/1993 Delage et al. D12/410
5,280,848 A * 1/1994 Moore 224/282
5,318,343 A * 6/1994 Spykerman et al. ... 297/188.16
D358,124 S * 5/1995 Landry D12/423
D413,563 S * 9/1999 Gravenstreter D12/419
5,997,082 A * 12/1999 Vincent et al. 297/188.19
D425,475 S * 5/2000 Herer D12/424
6,106,058 A * 8/2000 Sur et al. 297/188.19
D434,365 S * 11/2000 Herer et al. D12/415
6,588,821 B2 * 7/2003 Worrell et al. 296/37.8
D487,856 S * 3/2004 Kalinowski et al. D6/500
6,932,311 B2 * 8/2005 DeVries et al. 248/311.2
2006/0071497 A1 * 4/2006 Radu et al. 296/24.34

* cited by examiner

Primary Examiner—Cathron C. Brooks

Assistant Examiner—Karen E. Eldridge Powers

(74) *Attorney, Agent, or Firm*—Howard & Howard Attorneys, P.C.

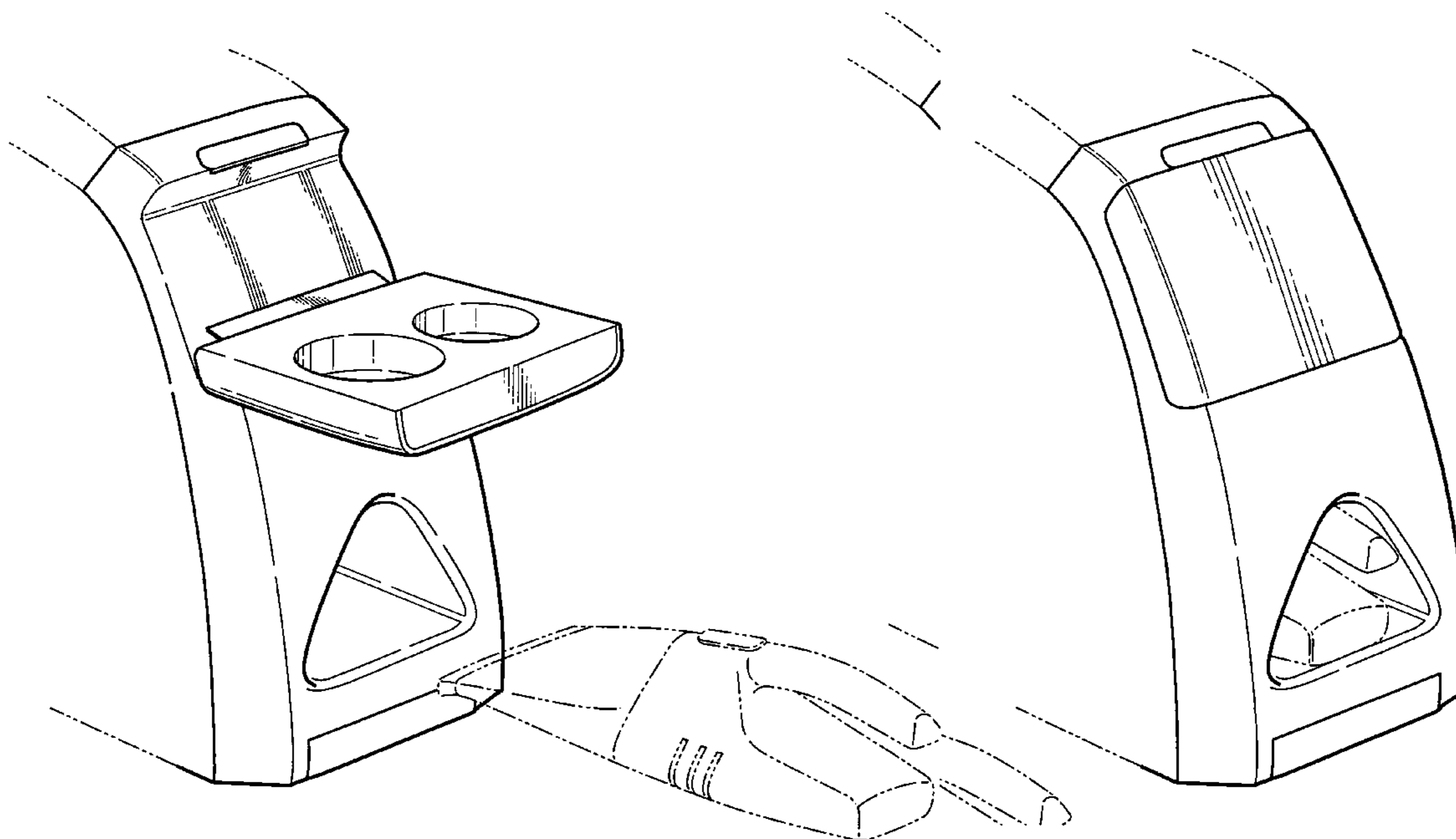
(57) **CLAIM**

We claim the ornamental design for automotive console with a storage compartment, as shown.

DESCRIPTION

FIG. 1 is a perspective view showing the console with the shelf open and the vacuum device in phantom; and, FIG. 2 is a view like FIG. 1 but showing the shelf closed and the vacuum device in phantom in the storage compartment. The broken lines shown are for illustrative purposes only and form no part of the claimed design.

1 Claim, 1 Drawing Sheet



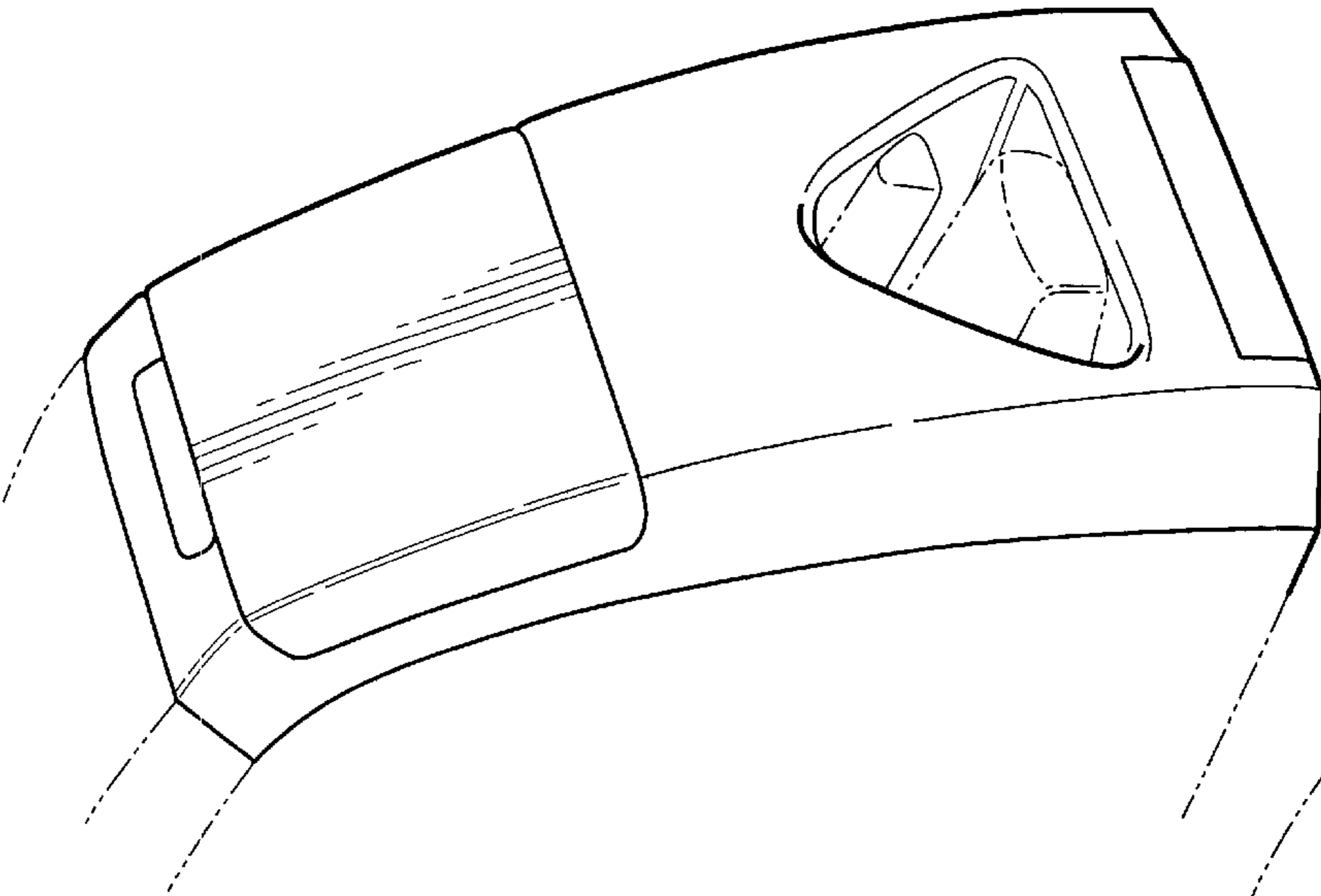


FIG - 2

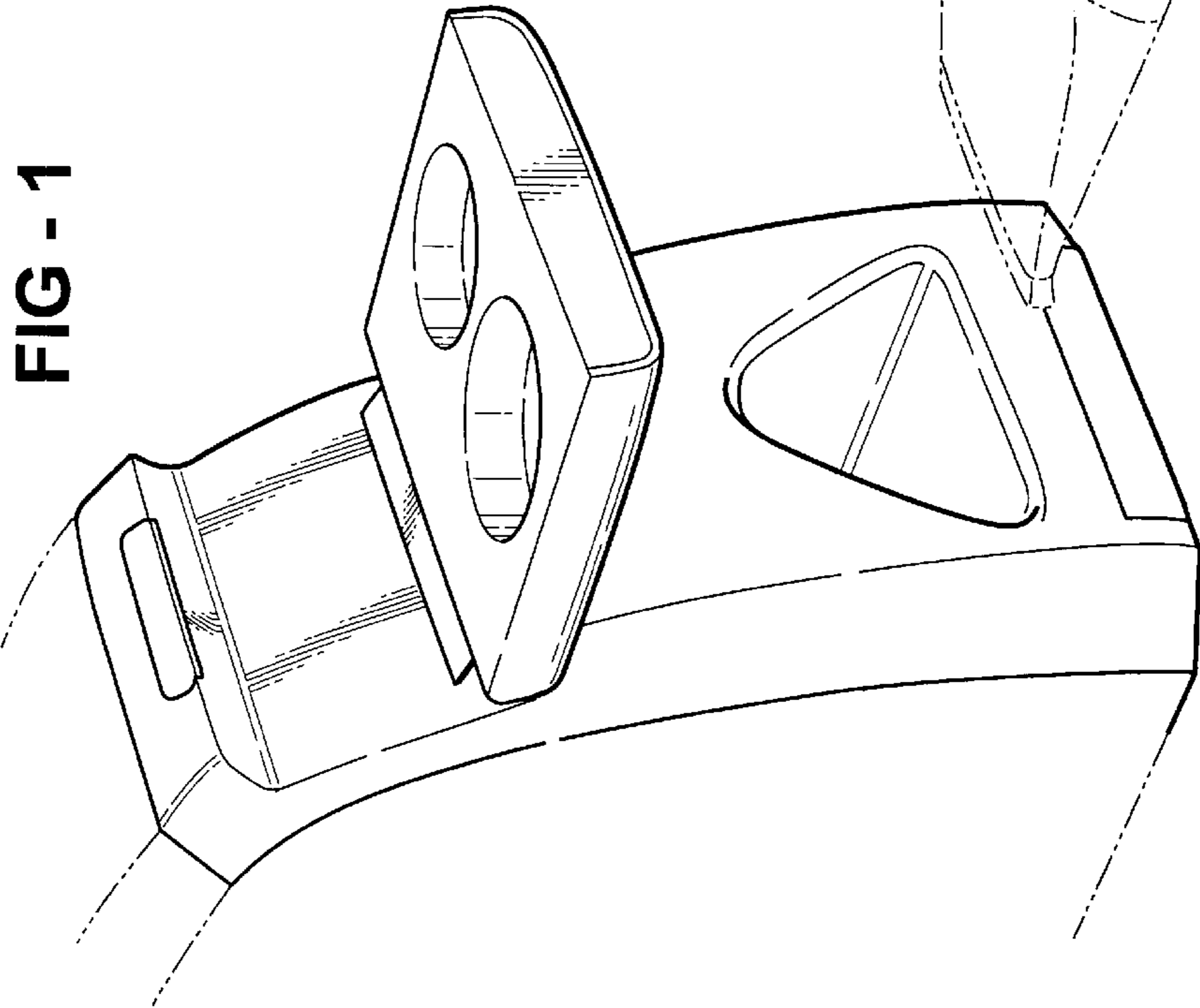


FIG - 1

