



US00D541208S

(12) **United States Design Patent**  
**Krueawong**

(10) **Patent No.:** **US D541,208 S**

(45) **Date of Patent:** **\*\* Apr. 24, 2007**

(54) **TRUCK BED SHELL**

(76) Inventor: **Uthai Krueawong**, 52/4-5 Moo 5  
Salaya Pultamonthon, Nakornprathom  
(TH), 73170

(\*\*) Term: **14 Years**

(21) Appl. No.: **29/234,104**

(22) Filed: **Jul. 14, 2005**

(51) **LOC (8) Cl.** ..... **12-16**

(52) **U.S. Cl.** ..... **D12/401**

(58) **Field of Classification Search** ..... D12/401,  
D12/404, 414.1, 406, 98; 280/770, 847; 150/154,  
150/166; 160/26, 32, 130, 133, 36; 296/103,  
296/156, 76, 136.01–136.07, 107.01, 210,  
296/39.1–39.2, 100.01–100.09; 224/400–405  
See application file for complete search history.

(56) **References Cited**

**U.S. PATENT DOCUMENTS**

D250,012 S	*	10/1978	Windecker et al.	.....	D12/404
D281,487 S	*	11/1985	Chapman	.....	D12/404
D294,242 S	*	2/1988	O'Neill	.....	D12/404
D314,545 S	*	2/1991	Hutchins	.....	D12/401
D323,479 S	*	1/1992	Akashi et al.	.....	D12/404
D324,195 S	*	2/1992	Ueno	.....	D12/404
D325,188 S	*	4/1992	Abele	.....	D12/404
D332,072 S	*	12/1992	Shirlin et al.	.....	D12/401
D335,850 S	*	5/1993	Cyrson	.....	D12/401
D399,817 S	*	10/1998	Lund et al.	.....	D12/404
D434,361 S	*	11/2000	Block et al.	.....	D12/401
D438,507 S	*	3/2001	Herndon	.....	D12/401
D513,226 S	*	12/2005	Sancer	.....	D12/401

\* cited by examiner

*Primary Examiner*—Stacia Cadmus  
(74) *Attorney, Agent, or Firm*—Eric Hanscom

(57) **CLAIM**

The ornamental design for a truck bed shell, as shown.

**DESCRIPTION**

FIG. 1 is a front view of a truck bed shell showing my new design;

FIG. 2 is a back view thereof;

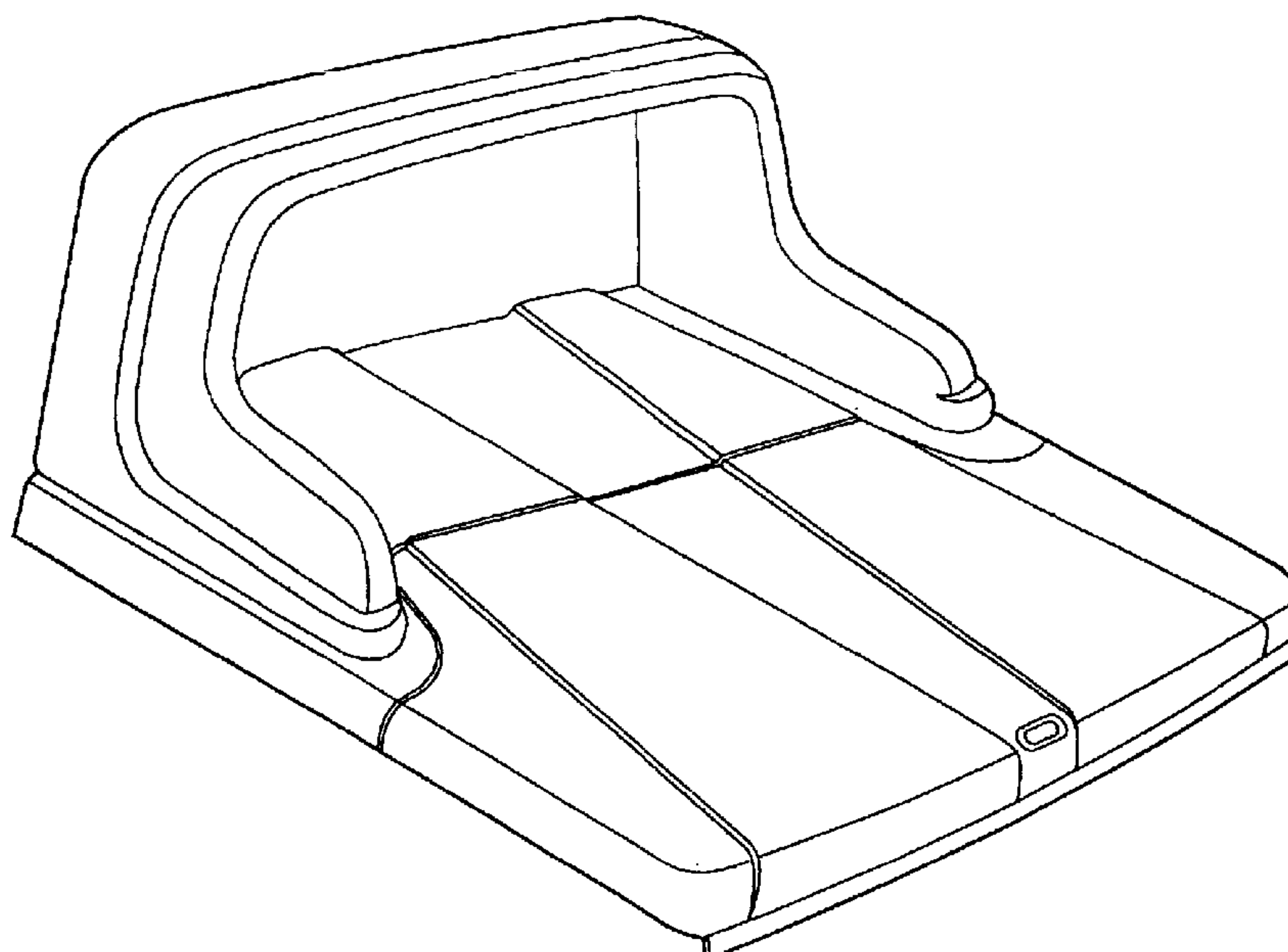
FIG. 3 is a front and top perspective view thereof; and,

FIG. 4 is a left side view thereof.

The application relates to the design of a uniquely shaped shell for the bed of a truck, specifically a pickup truck, made from fiberglass and reinforcing materials laid into a mold in the shape of the eventual product. The fiberglass and reinforcing materials are sprayed into the mold and allowed to dry, then removed from the mold, fitted with bolt holes for attachment to the truck bed, finished and painted. The lower, flat part of the invention covers the bed of the truck, with a handle that allows the user to open a hatch built into the bed cover portion of the invention to access the interior of the truck bed, and allow the user to lock and secure the interior of the truck bed after accessing it. The upper portion of the invention is an aesthetically attractive tunnel-shaped member which, in addition to its aesthetic qualities, aids in the aerodynamic shape of the invention and facilitates its securing to the truck.

The unique design and appearance of this device are illustrated in the drawings.

**1 Claim, 4 Drawing Sheets**






Figure 1

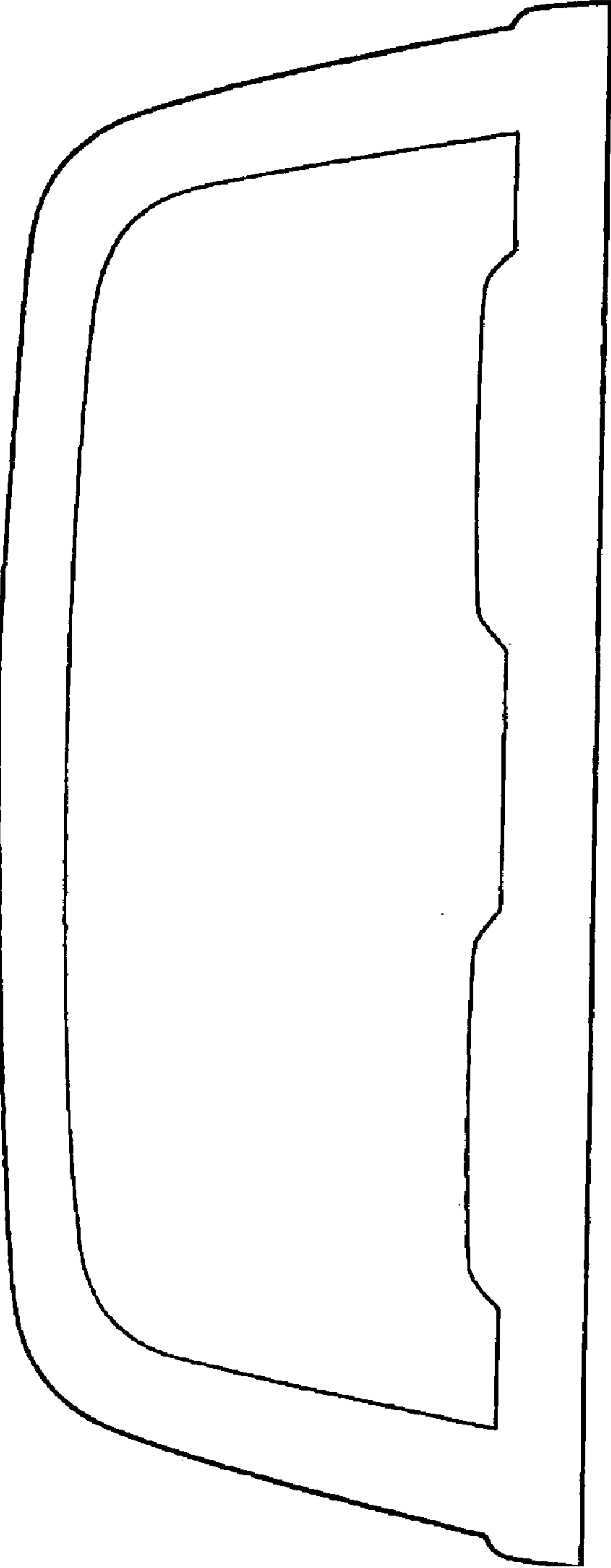


Figure 2

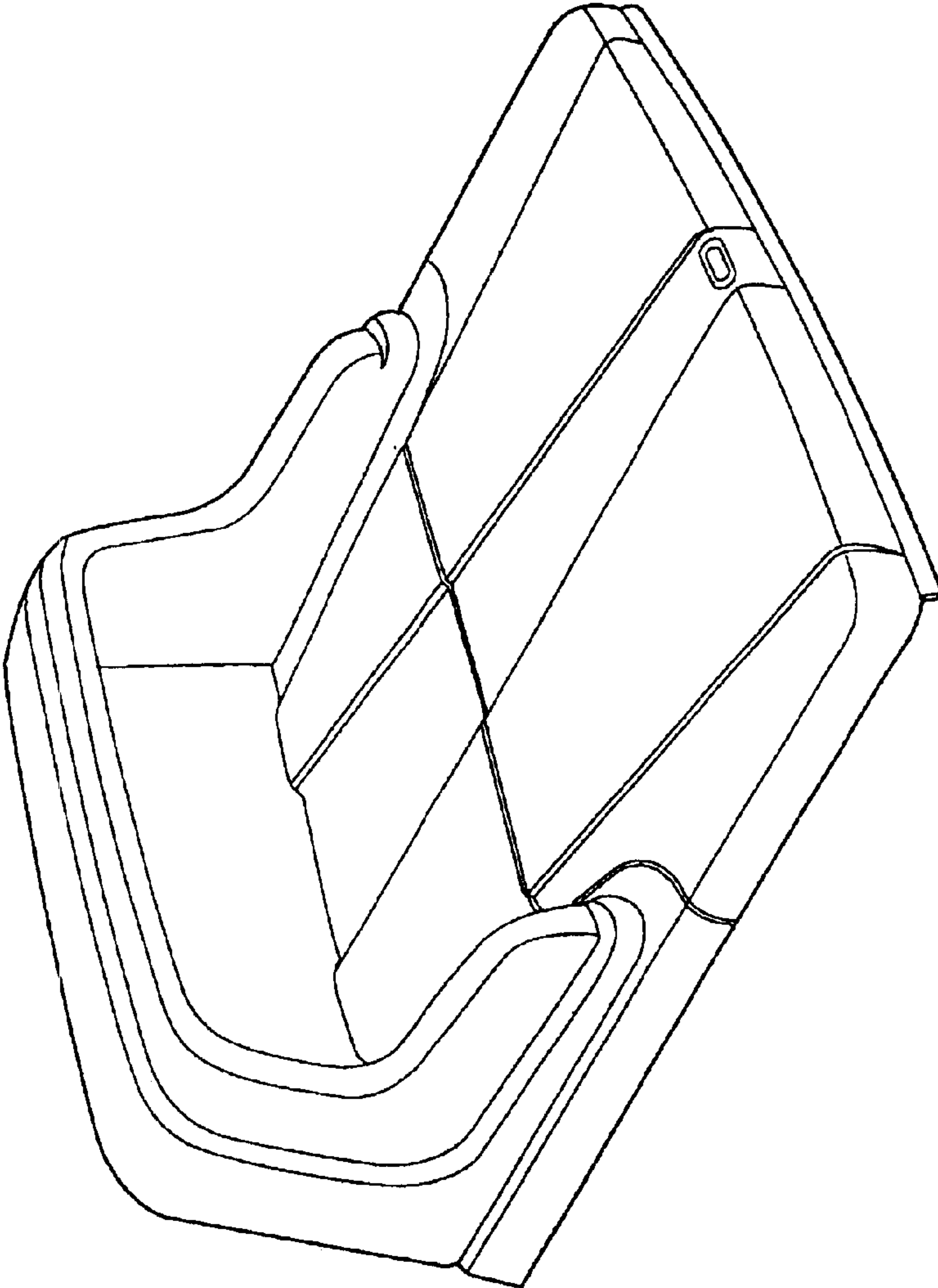


Figure 3

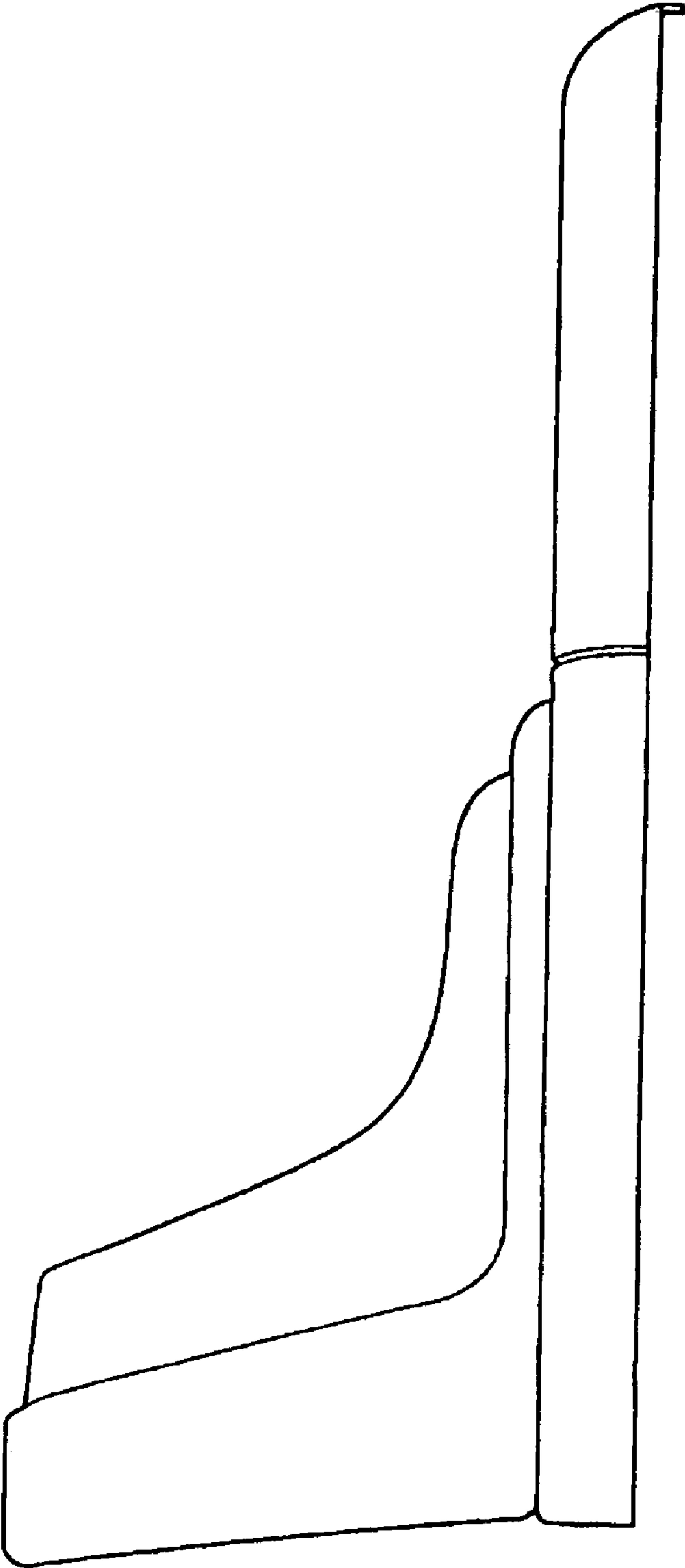


Figure 4