

US00D541200S

(12) **United States Design Patent**
Seidel et al.

(10) **Patent No.:** **US D541,200 S**

(45) **Date of Patent:** **** Apr. 24, 2007**

(54) **INSTRUMENT PANEL FOR A VEHICLE**

(75) Inventors: **Gerhard Seidel**, Ostfildern (DE);
Manfred Dorn, Stuttgart (DE); **Joern Petersen**, Nufingen (DE); **Volker Hellwig**, Stuttgart (DE); **Christian Knop**, Stuttgart (DE)

(73) Assignee: **DaimlerChrysler AG**, Stuttgart (DE)

(**) Term: **14 Years**

(21) Appl. No.: **29/206,687**

(22) Filed: **Jun. 3, 2004**

(30) **Foreign Application Priority Data**

Dec. 4, 2003 (DE) 4 03 07 645

(51) **LOC (8) Cl.** **12-16**

(52) **U.S. Cl.** **D12/192**

(58) **Field of Classification Search** D12/192;
D10/46, 98, 102; D34/35; 296/190.01, 190.02,
296/190.03, 190.04, 190.05, 190.06, 190.07,
296/190.08, 190.09, 70; 180/90; 280/750-752
See application file for complete search history.

(56) **References Cited**

U.S. PATENT DOCUMENTS

D334,572 S * 4/1993 Gauthier et al. D14/258

D350,139 S * 8/1994 Fowler et al. D14/258
D394,017 S * 5/1998 Liao et al. D10/103
D401,545 S * 11/1998 Sacco et al. D12/192
D417,267 S * 11/1999 Sacco et al. D23/327
D440,927 S * 4/2001 Pfeiffer D12/192
D477,477 S * 7/2003 Siegert D6/500
D478,821 S * 8/2003 Siegert et al. D10/50

* cited by examiner

Primary Examiner—Caron D. Veynar

Assistant Examiner—Katrina A. Kile

(74) *Attorney, Agent, or Firm*—Crowell & Moring LLP

(57) **CLAIM**

The ornamental design for an instrument panel for a vehicle, as shown and described.

DESCRIPTION


This application is related to the following co-pending application, of the inventors, filed on even date herewith: application Ser. No. 29/206,692, entitled “Surface Configuration of a Center Console for a Vehicle”.

FIG. 1 is a front view of an instrument panel for a vehicle according to our novel design; and,

FIG. 2 is a perspective view thereof.

The broken lines are for illustrative purposes only and form no part of the claimed design.

1 Claim, 1 Drawing Sheet



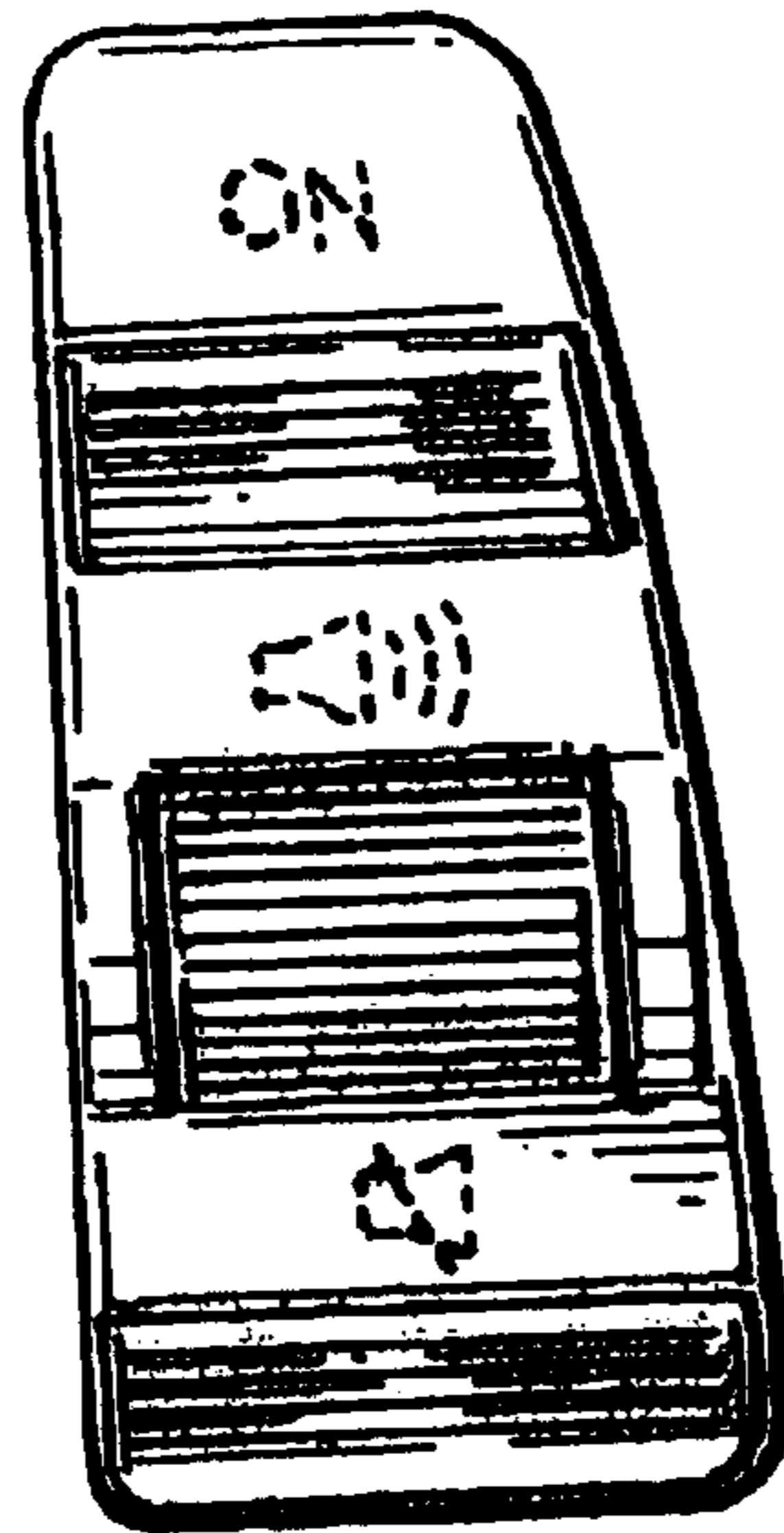


FIG. 1




FIG. 2