

US00D541190S

(12) **United States Design Patent**
Plzak

(10) **Patent No.:** **US D541,190 S**

(45) **Date of Patent:** **** Apr. 24, 2007**

(54) **EYELET HOOK WITH STRAP**

(75) **Inventor:** **Stephen J. Plzak**, Bryn Mawr, PA (US)

(73) **Assignee:** **Design Research & Development Corp.**, Pottstown, PA (US)

(**) **Term:** **14 Years**

(21) **Appl. No.:** **29/221,771**

(22) **Filed:** **Jan. 20, 2005**

(51) **LOC (8) Cl.** **02-07**

(52) **U.S. Cl.** **D11/200**

(58) **Field of Classification Search** D3/207–212,
D3/327; 206/37.1, 38.1; 150/147; 70/456 R,
70/456 B, 458–459; 24/3 K, 3.6, 100, 70 J,
24/301, 302, 327, 197, 265 CD, 265 R; D11/44,
D11/48, 85, 200, 1; D8/367, 44; 224/257
See application file for complete search history.

(56) **References Cited**

U.S. PATENT DOCUMENTS

D41,284 S * 4/1911 Bienenzucht D11/85
1,363,516 A * 12/1920 Kuhl 24/599.6
5,325,568 A * 7/1994 Bruhm 24/301

D386,610 S * 11/1997 Wright D3/207
5,807,214 A * 9/1998 Riazzi 482/129
6,000,591 A * 12/1999 Alexander 224/257
D462,523 S * 9/2002 Kalbach D3/327

OTHER PUBLICATIONS

2004 McMaster–Carr Catalog entries pp. 1277–1280.
2005 Load Lock Fastener Catalog.

* cited by examiner

Primary Examiner—Ralf Seifert

(74) *Attorney, Agent, or Firm*—Law Offices of Arthur E. Jackson

(57) **CLAIM**

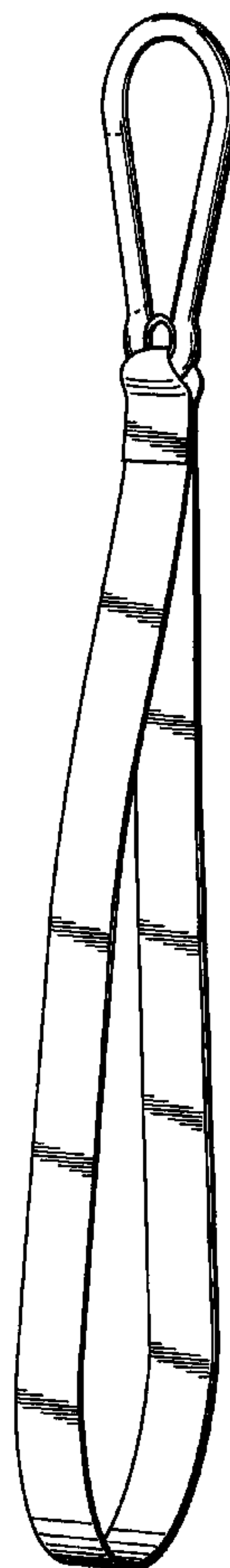
The ornamental design for an eyelet hook with strap, as shown and described.

DESCRIPTION

FIG. 1 is a perspective view of a combined eyelet hook and strap showing my new design; and, FIG. 2 is a front elevational view.

The broken or dotted lines are for purposes of illustration only and form no part of the claimed design.

1 Claim, 2 Drawing Sheets



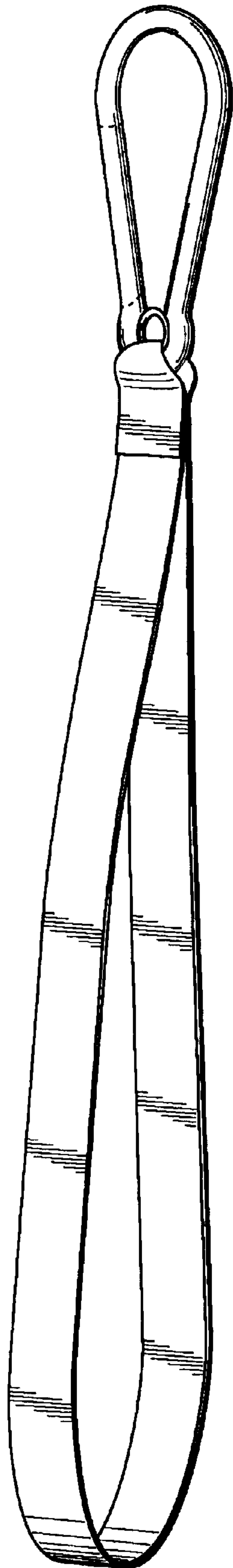


FIG. 1

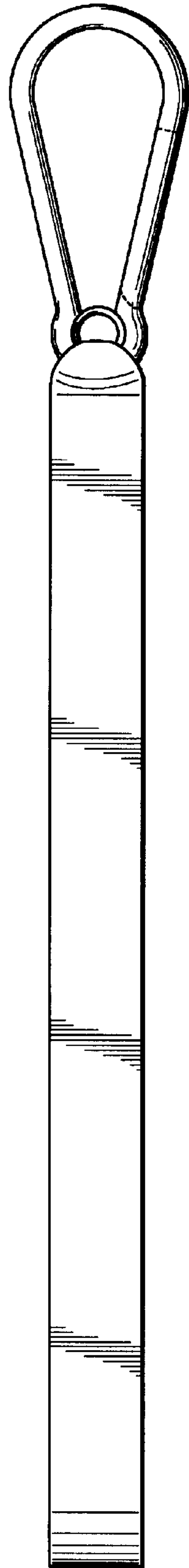


FIG. 2