



US00D541189S

(12) **United States Design Patent**
O'Connell

(10) **Patent No.:** **US D541,189 S**

(45) **Date of Patent:** **** Apr. 24, 2007**

(54) **PUMPKIN DISPLAY DEVICE**

5,938,088 A * 8/1999 Lam 223/85
2002/0033403 A1 * 3/2002 Bennett 223/87

(76) Inventor: **Michael Shane O'Connell**, 2342
Macedon Ctr. Rd., Palmyra, NY (US)
14522

OTHER PUBLICATIONS

"Pumpkin Hanging Silhouette," Willow Tree Home, <http://willowtreehome.com/Merchant2/merchant.mvc?page=WTH/PROD/WISI/HOS-250>, 3 pages, printed from the Internet Jun. 2, 2006 (originally found on internet Mar. 24, 2006).

(**) Term: **14 Years**

* cited by examiner

(21) Appl. No.: **29/261,720**

(22) Filed: **Jun. 20, 2006**

Primary Examiner—Catherine Tuttle

(51) **LOC (8) Cl.** **11-05**

(74) *Attorney, Agent, or Firm*—Richard C. Litman

(52) **U.S. Cl.** **D11/125**

(58) **Field of Classification Search** D6/315–328,
D6/564; D8/366, 367, 371, 373; D9/415,
D9/434, 457; D11/117–164; D20/10, 19,
D20/29–32, 37, 42; 223/85–87, 97, DIG. 1;
428/7–12, 15, 17, 27, 28, 542.2, 542.4, 542.6;
446/97–100, 321, 387, 487; 40/124.01, 322,
40/642.01, 661.04, 661.12, 538, 584, 617,
40/618, 798, 799

(57) **CLAIM**

The ornamental design for a pumpkin display device, as shown and described.

See application file for complete search history.

DESCRIPTION

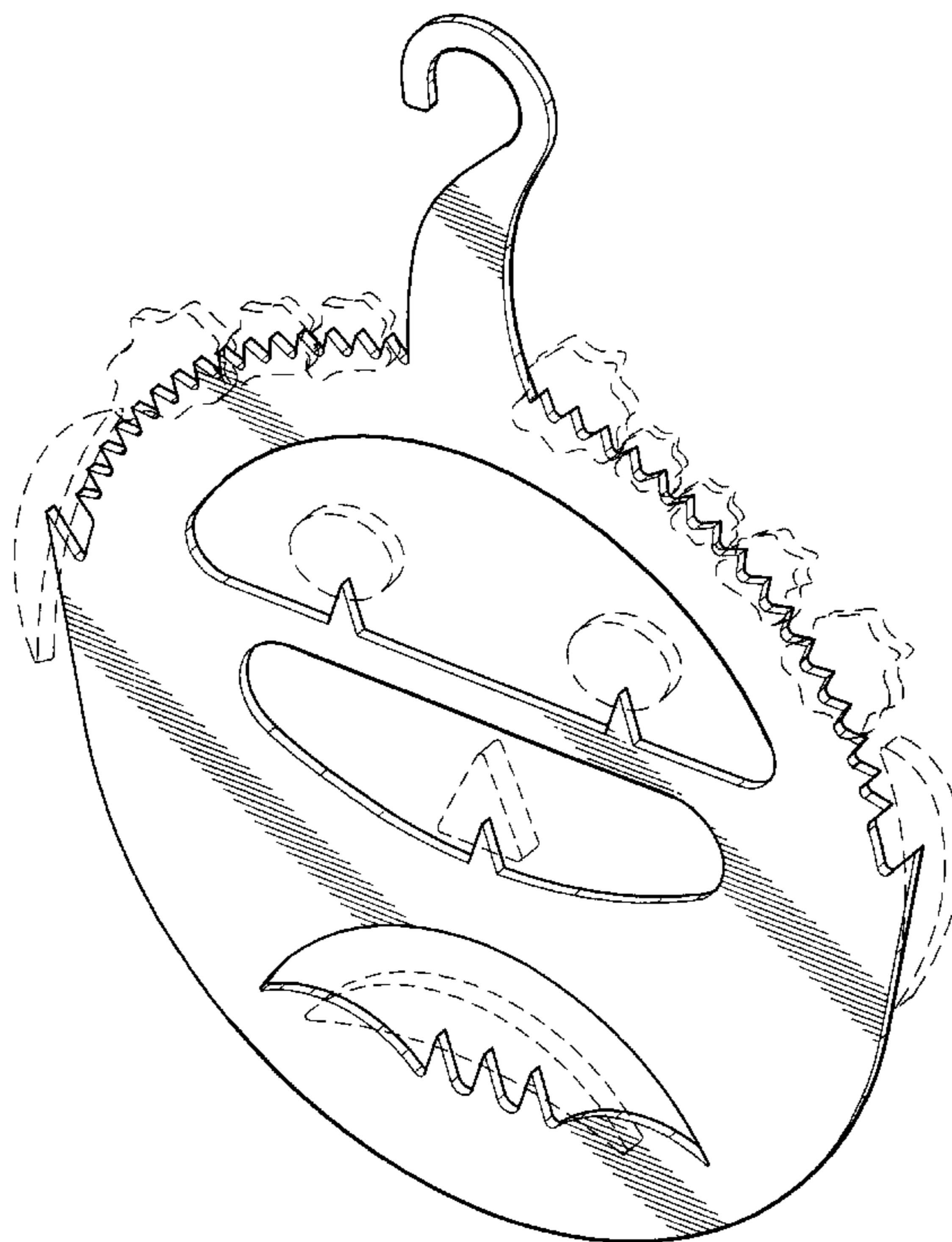
(56) **References Cited**

U.S. PATENT DOCUMENTS

- 1,247,361 A * 11/1917 Beistle 428/9
- 2,150,869 A * 3/1939 Shafarman 223/88
- D140,869 S * 4/1945 Powers D6/319
- D175,456 S * 8/1955 Behlefeldt D6/327
- 3,900,181 A * 8/1975 Pitanis 248/340
- D243,055 S * 1/1977 Blumberg D6/315
- D283,376 S * 4/1986 McConnell D6/316
- D331,425 S * 12/1992 Rhyne D20/42
- D347,194 S * 5/1994 Skinner D11/133

FIG. 1 is a perspective view of a pumpkin display device showing my new design;
FIG. 2 is a front elevational view with the rear view being a mirror image thereof;
FIG. 3 is a right side elevational view thereof, the side opposite being the same except for the upper portion of the hook which follows the profile shown in FIG. 2.
FIG. 4 is a top view thereof;
FIG. 5 is a bottom view thereof; and,
FIG. 6 is an environmental perspective view thereof.
The broken line showing of the pieces carved out of a pumpkin in FIG. 6 are for illustrative purposes only and form no part of the claimed design.

1 Claim, 5 Drawing Sheets



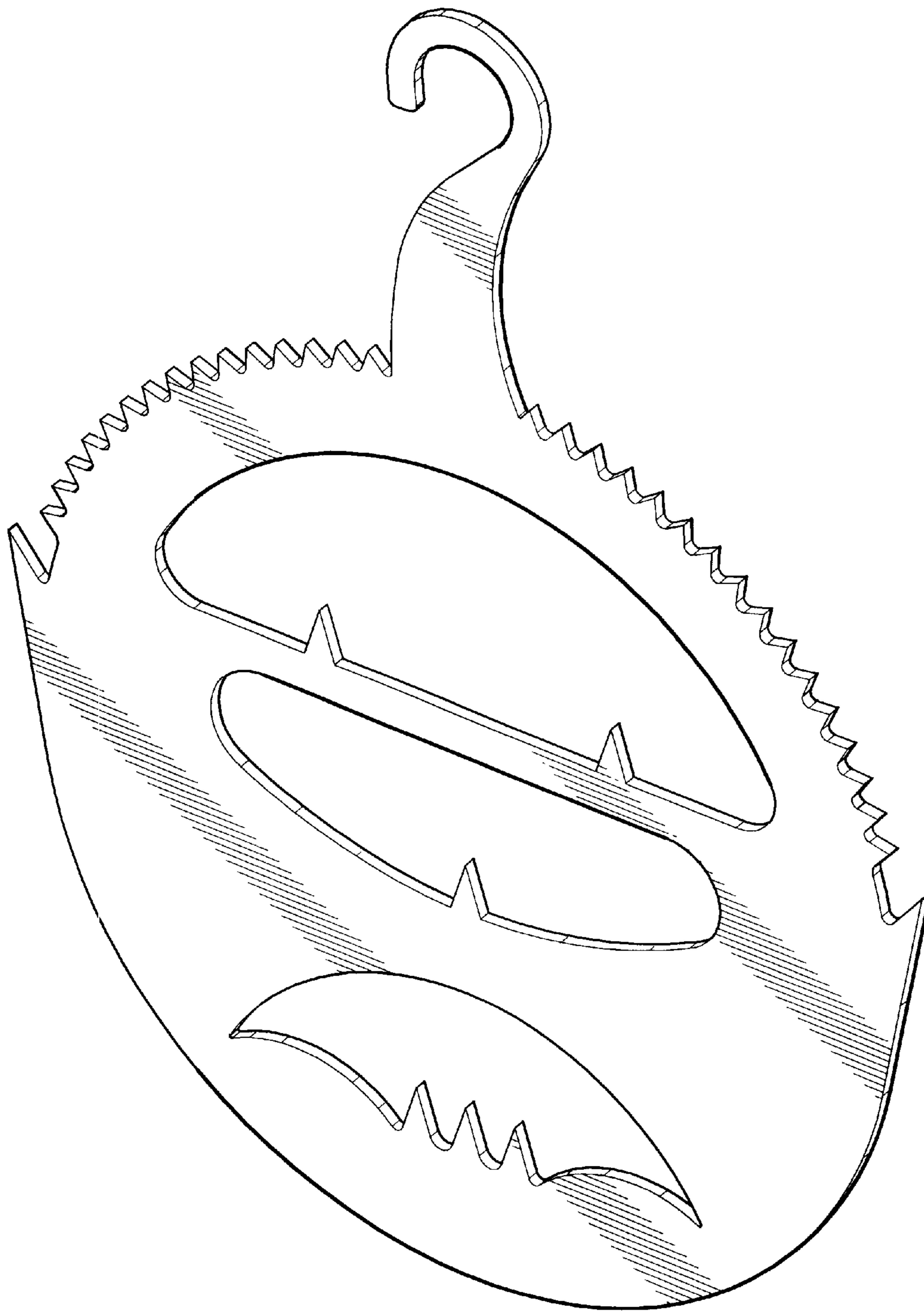


Fig. 1

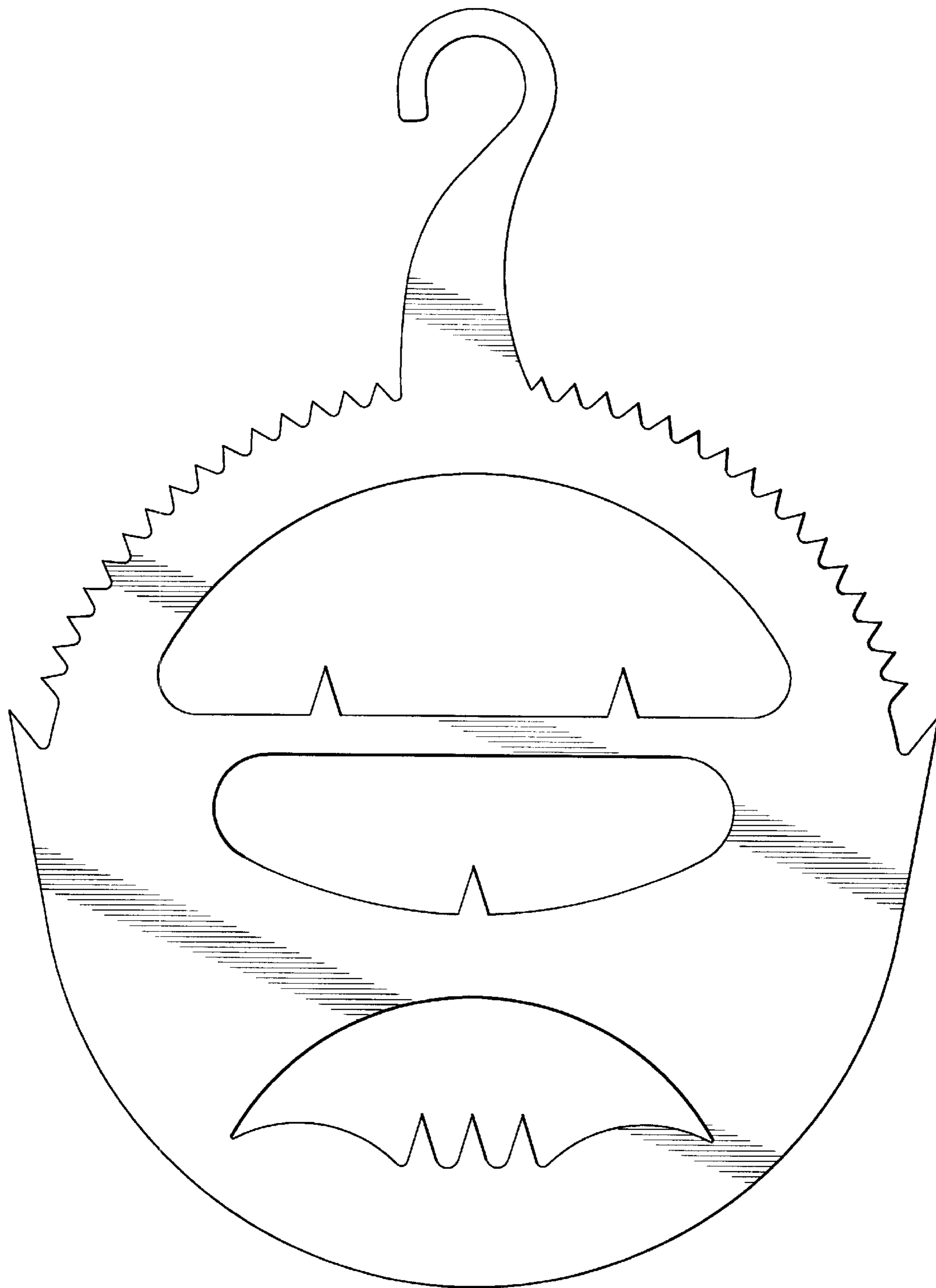


Fig. 2



Fig. 3




Fig. 4

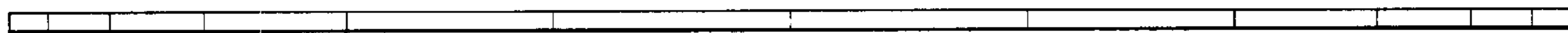


Fig. 5

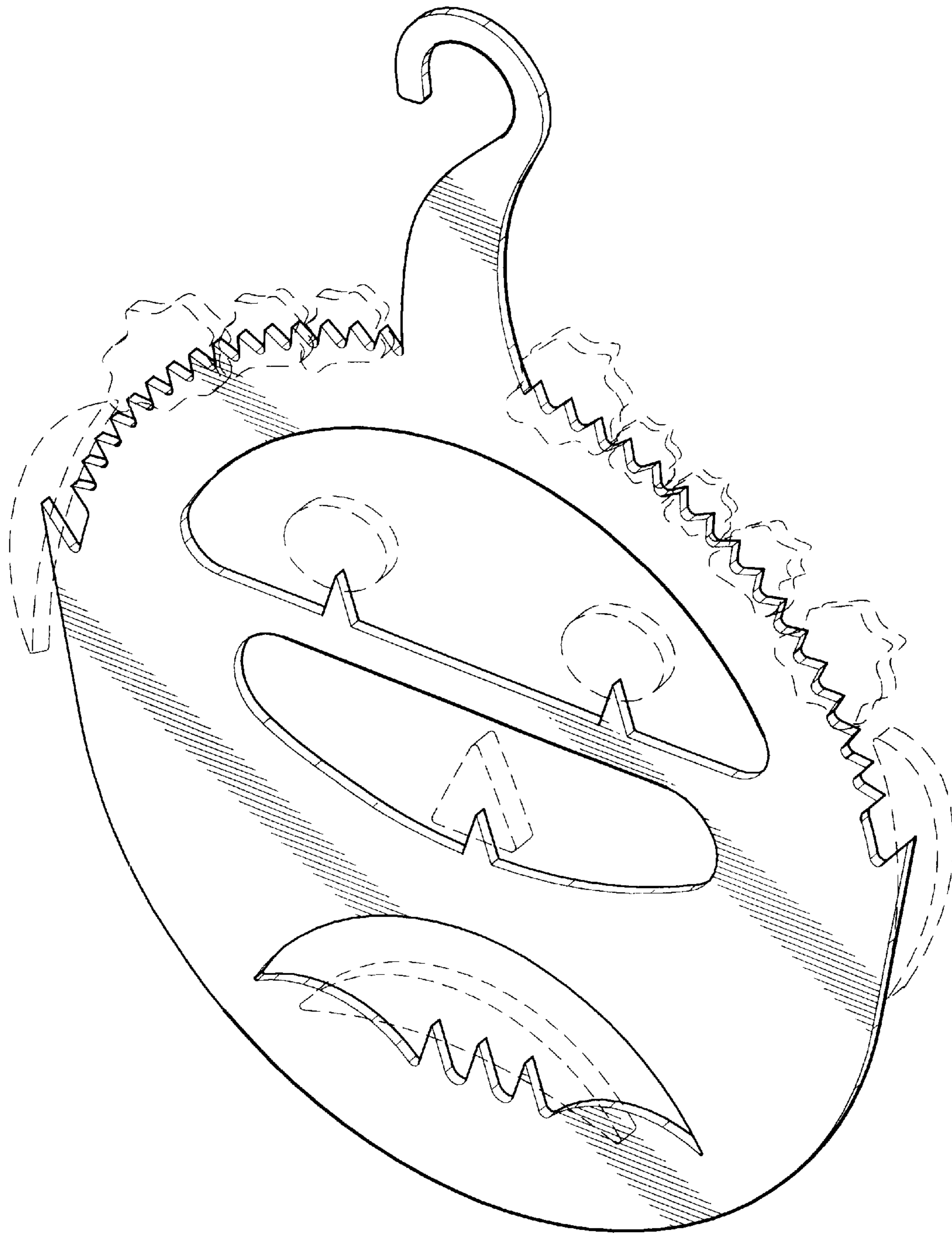


Fig. 6