

US00D541183S

(12) **United States Design Patent**  
**Mouclier**

(10) **Patent No.:** **US D541,183 S**

(45) **Date of Patent:** **\*\* Apr. 24, 2007**

(54) **BRACELET WATCH**

(75) Inventor: **Jean Mouclier**, Montmorency (FR)

(73) Assignee: **Cartier Creation Studio SA**, Geneva (CH)

(\*\*) Term: **14 Years**

(21) Appl. No.: **29/255,439**

(22) Filed: **Mar. 8, 2006**

(30) **Foreign Application Priority Data**

Sep. 9, 2005 (EM) ..... 000398649-0002

(51) **LOC (8) Cl.** ..... **10-02**

(52) **U.S. Cl.** ..... **D10/39**

(58) **Field of Classification Search** ..... D10/30-39,  
D10/122-132; 368/276-278, 281-283, 285,  
368/228, 232; 224/164

See application file for complete search history.

(56) **References Cited**

**U.S. PATENT DOCUMENTS**

D108,736 S \* 3/1938 Merz ..... D10/38

D108,737 S \* 3/1938 Merz ..... D10/38  
2,518,163 A \* 8/1950 Megar ..... 63/4  
D422,222 S \* 4/2000 Wunderman ..... D10/30  
D461,723 S \* 8/2002 Wunderman ..... D10/32  
D488,392 S \* 4/2004 Tschumi ..... D10/32  
D517,928 S \* 3/2006 Monachon ..... D10/32

\* cited by examiner

*Primary Examiner*—Lucy Lieberman

(74) *Attorney, Agent, or Firm*—Kelow & Springut LLP

(57) **CLAIM**

The ornamental design for a bracelet watch, as shown and described.

**DESCRIPTION**

FIG. 1 is a front view of the bracelet watch.  
FIG. 2 is a rear view of the bracelet watch.  
FIG. 3 is a left side view of the bracelet watch.  
FIG. 4 is a right side view of the bracelet watch.  
FIG. 5 is a bottom view of the bracelet watch; and,  
FIG. 6 is a top view of the bracelet watch.  
The broken lines of the figures are for illustrative purposes only and form no part of the claimed design.

**1 Claim, 1 Drawing Sheet**

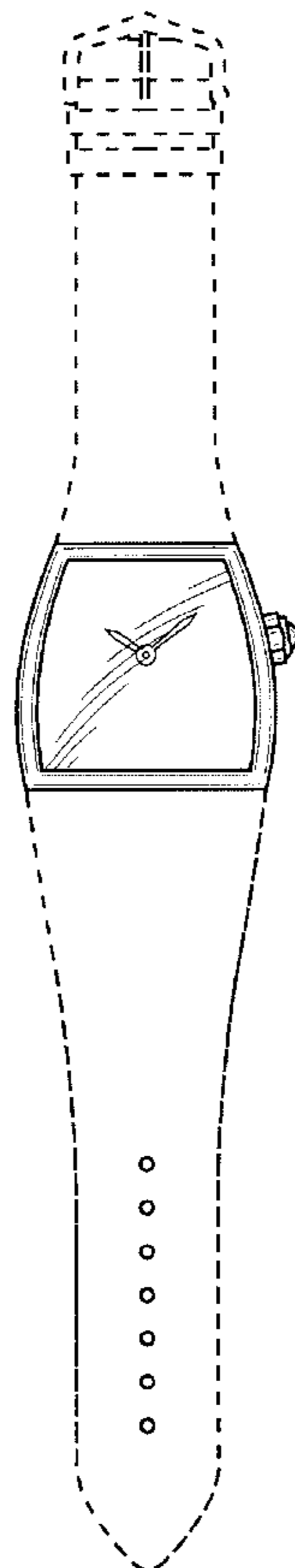


FIG. 1

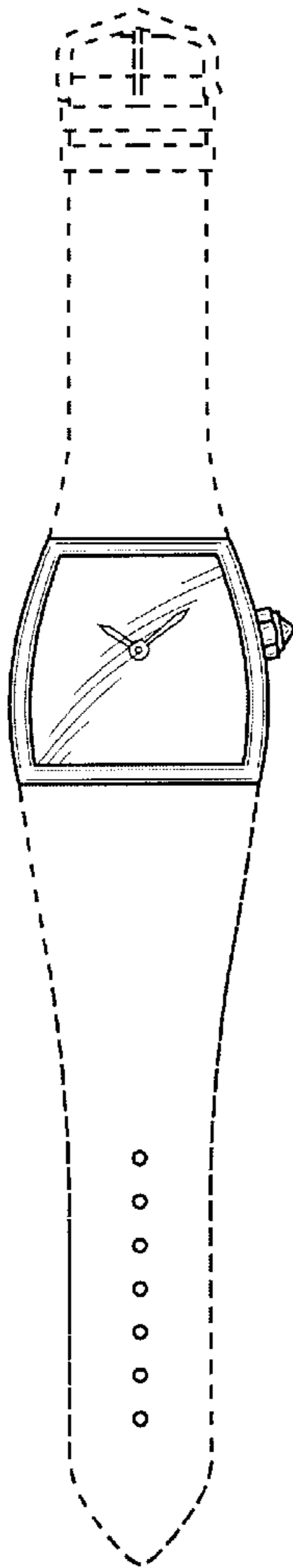


FIG. 2

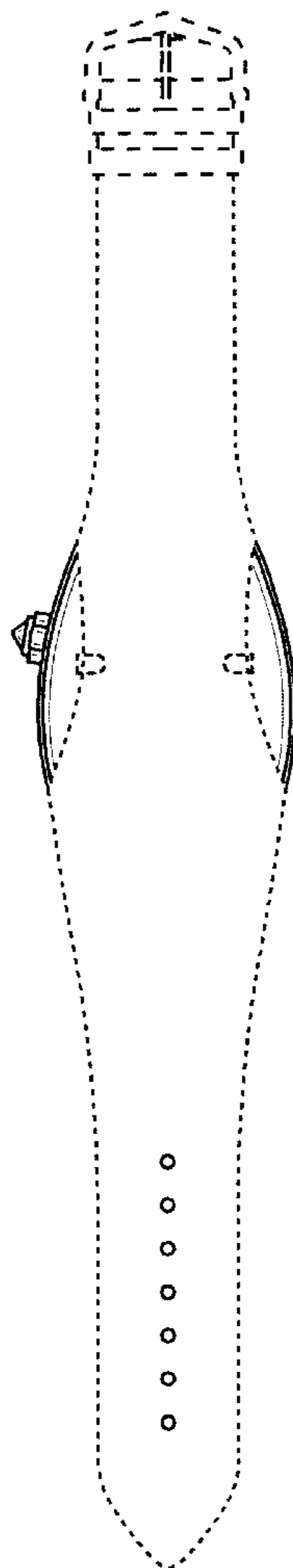


FIG. 3

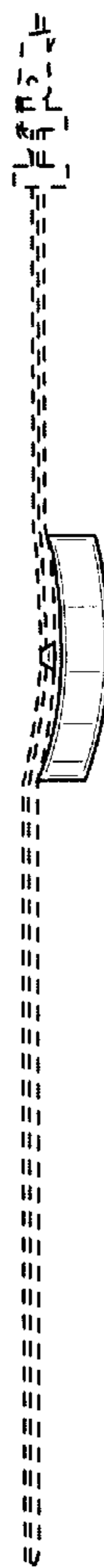


FIG. 4



FIG. 5




FIG. 6

