

US00D541180S

(12) **United States Design Patent**
Umebayashi

(10) **Patent No.:** **US D541,180 S**

(45) **Date of Patent:** **** Apr. 24, 2007**

(54) **WATCH CASE**

(75) **Inventor:** **Seiji Umebayashi, Oume (JP)**

(73) **Assignee:** **Casio Keisanki Kabushiki Kaisha,**
Tokyo (JP)

(**) **Term:** **14 Years**

(21) **Appl. No.:** **29/257,419**

(22) **Filed:** **Apr. 4, 2006**

(51) **LOC (8) Cl. 10-02**

(52) **U.S. Cl. D10/38**

(58) **Field of Classification Search** D10/30-39;
368/276-278, 281-283, 285, 294, 295, 28-30,
368/82-84, 223, 226, 239-242, 21, 228
See application file for complete search history.

(56) **References Cited**

U.S. PATENT DOCUMENTS

D378,198 S	*	2/1997	Tomita et al.	D10/38
D403,246 S	*	12/1998	Hanagata	D10/30
D407,025 S	*	3/1999	Hanagata	D10/30
D413,527 S	*	9/1999	Hanagata	D10/30
D420,295 S	*	2/2000	Oshita	D10/30
D427,917 S	*	7/2000	Hanagata	D10/30

D451,825 S	*	12/2001	Hanagata	D10/30
D488,389 S	*	4/2004	Moriai et al.	D10/30
D496,868 S	*	10/2004	Yamamoto	D10/30
D525,882 S	*	8/2006	Yamamoto et al.	D10/38
D526,213 S	*	8/2006	Moriai et al.	D10/38
D526,214 S	*	8/2006	Morishima et al.	D10/38
D526,578 S	*	8/2006	Ikezu et al.	D10/38

* cited by examiner

Primary Examiner—Lucy Lieberman

(74) *Attorney, Agent, or Firm*—Frishauf, Holtz, Goodman & Chick, P.C.


(57) **CLAIM**

The ornamental design for a watch case, as shown.

DESCRIPTION

FIG. 1 is a front, right side, bottom perspective view of a watch case showing my new design; FIG. 2 is a front elevational view thereof; FIG. 3 is a rear elevational view thereof; FIG. 4 is a left side view thereof; FIG. 5 is a right side view thereof; FIG. 6 is a top plan view thereof; and, FIG. 7 is a bottom plan view thereof.

1 Claim, 6 Drawing Sheets



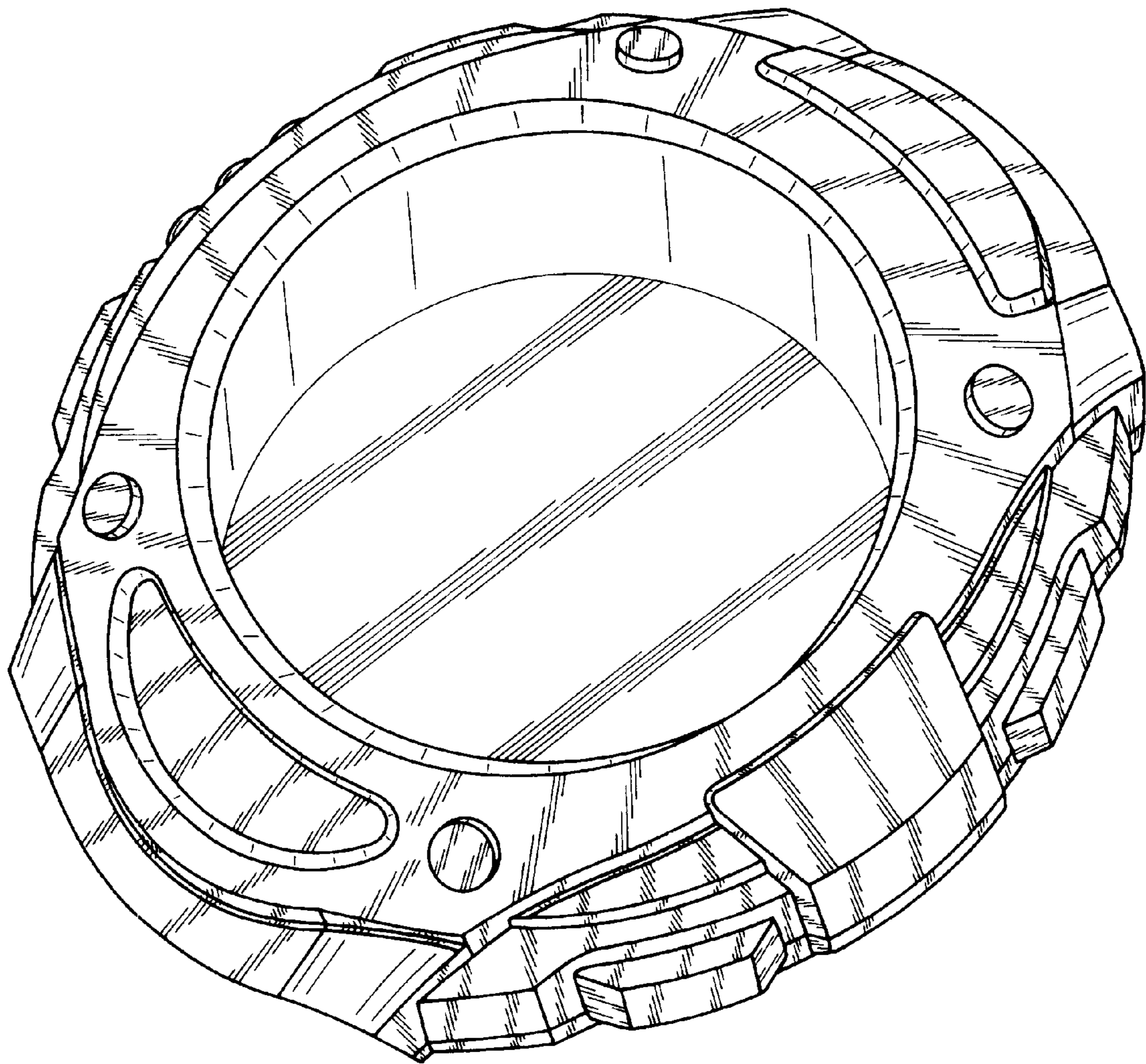


FIG. 1




FIG. 2

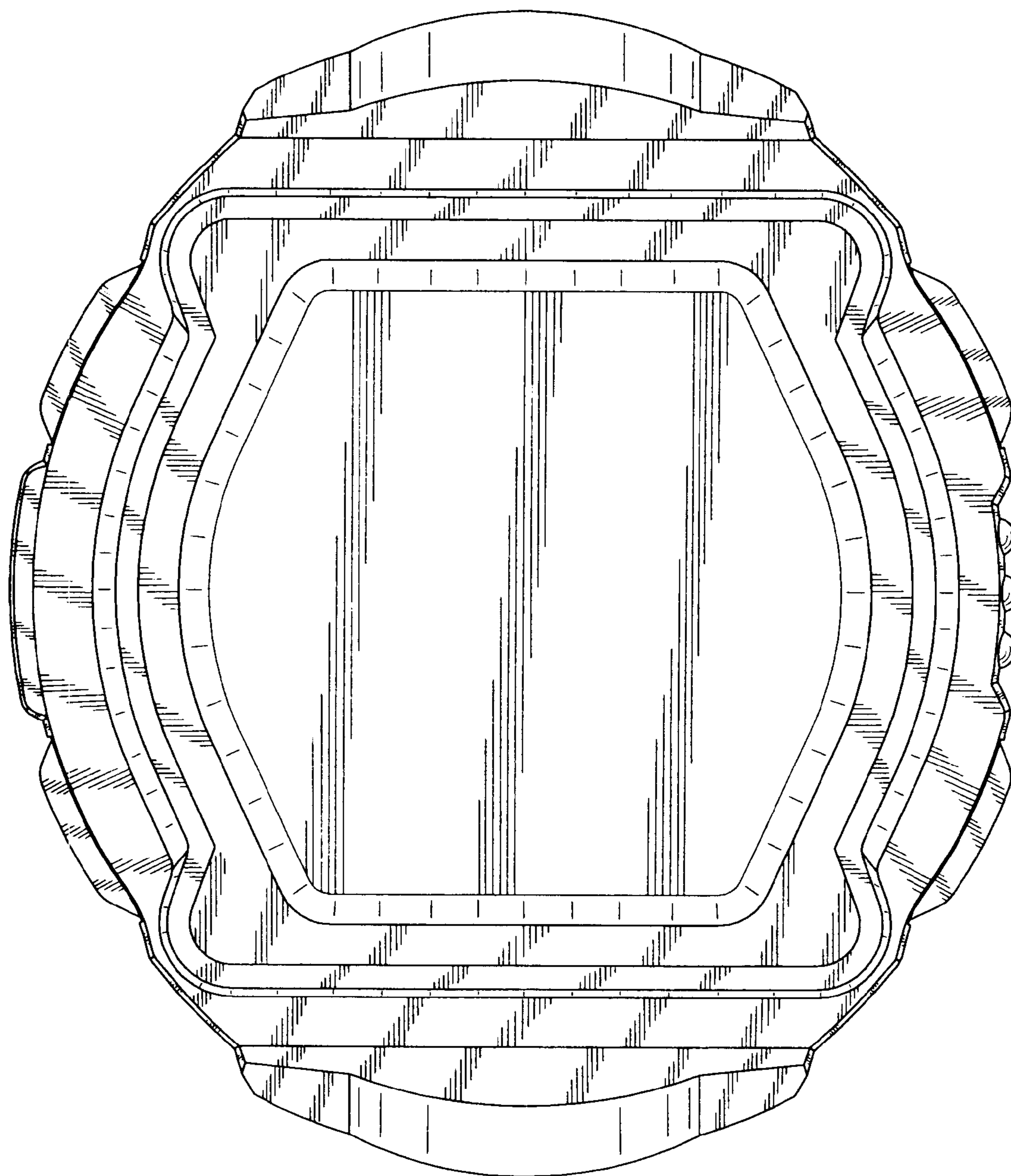


FIG. 3

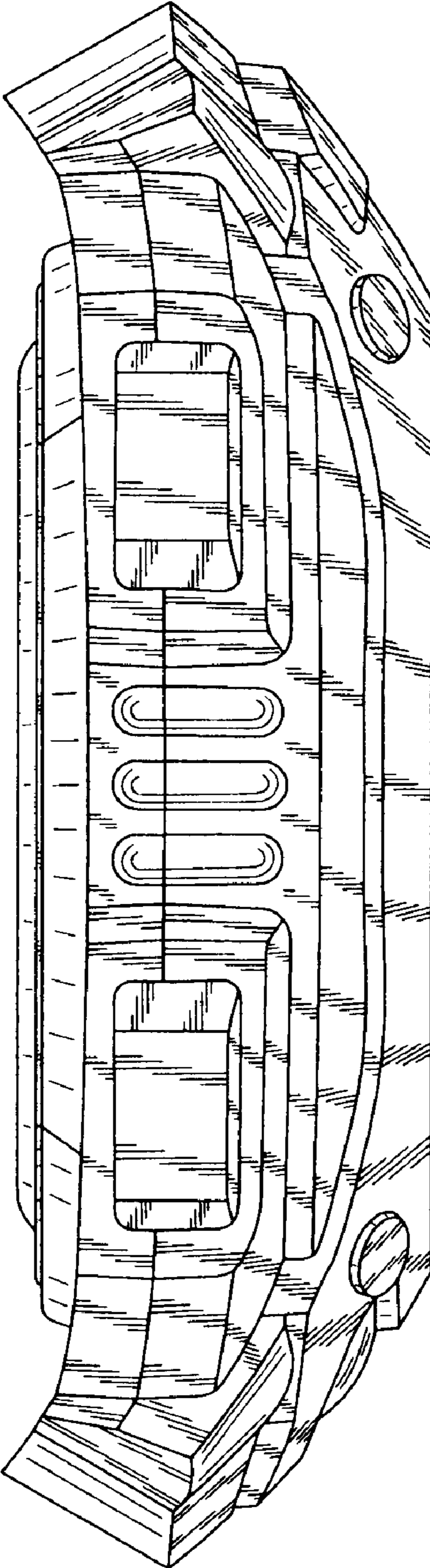


FIG. 4

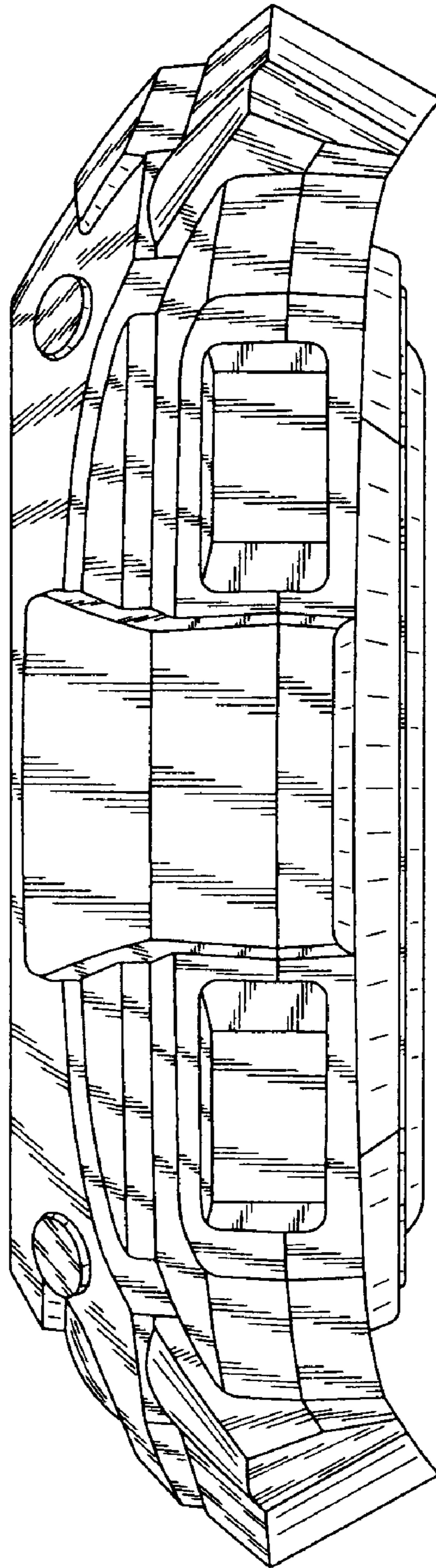


FIG. 5

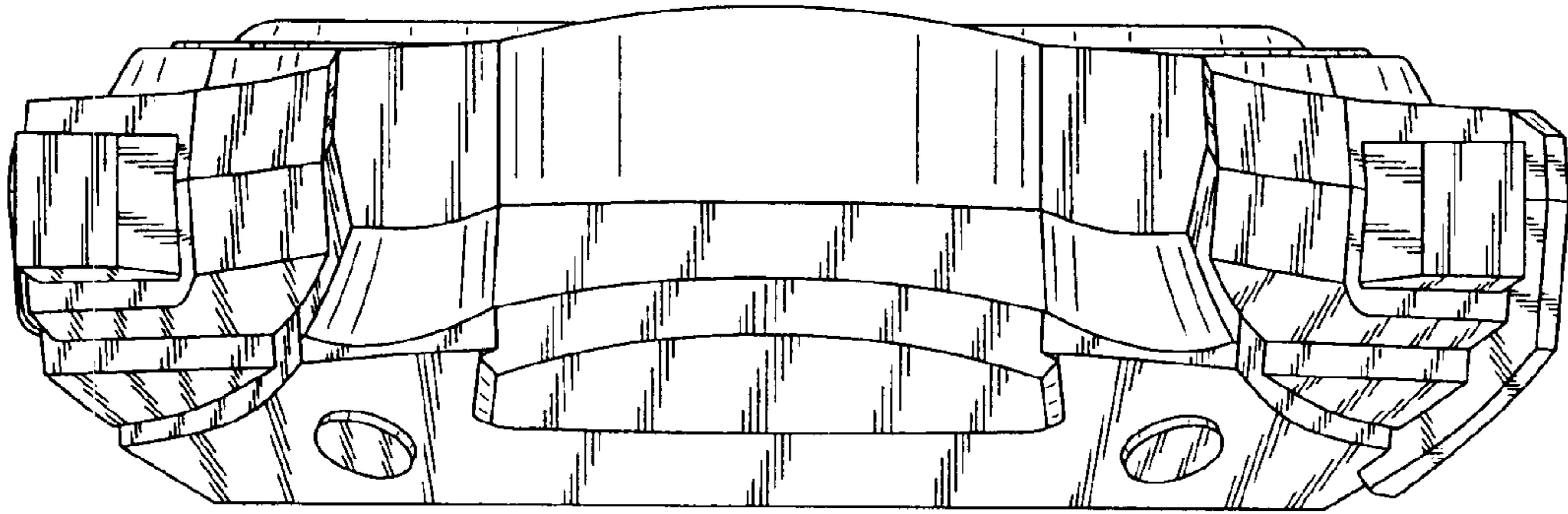


FIG. 6

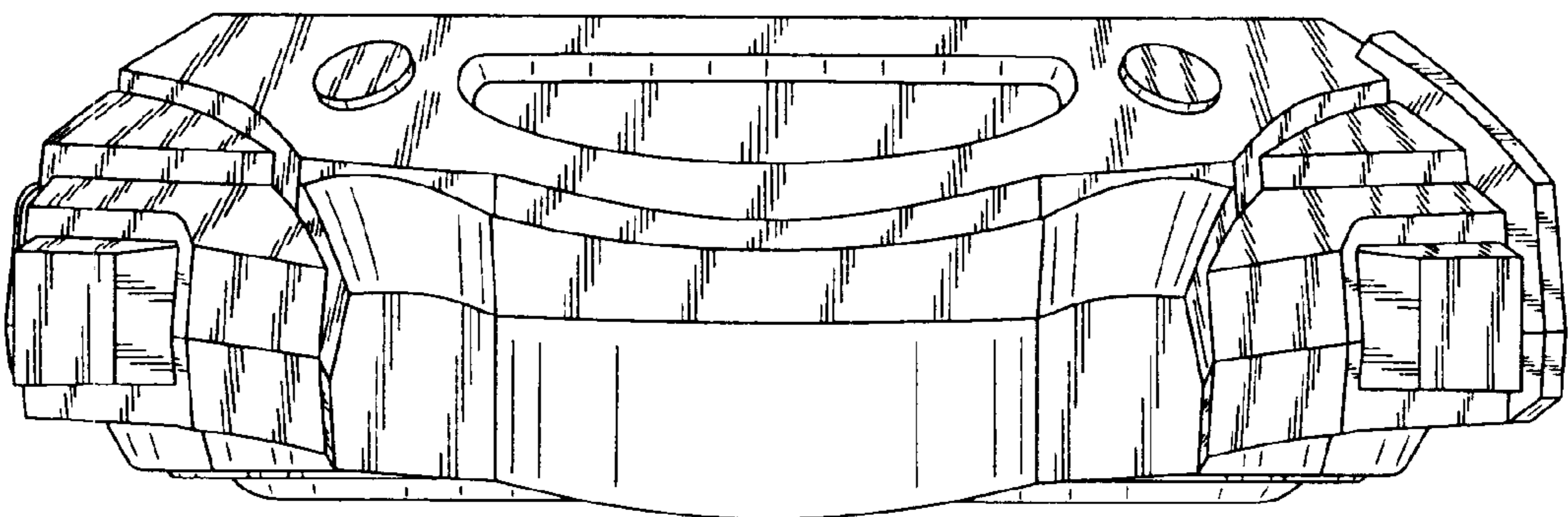


FIG. 7