



US00D541175S

(12) **United States Design Patent**
Burns et al.

(10) **Patent No.:** **US D541,175 S**

(45) **Date of Patent:** **** Apr. 24, 2007**

(54) **BOTTLE**

(75) Inventors: **Gary M. Burns**, Lewiston, NY (US);
Jeff J. Rospierski, Alden, NY (US);
Kevin P. Curtin, Buffalo, NY (US)

(73) Assignee: **Empire-EMCO, Inc.**, Amherst, NY (US)

(**) Term: **14 Years**

(21) Appl. No.: **29/218,409**

(22) Filed: **Dec. 2, 2004**

(51) **LOC (8) Cl.** **09-01**

(52) **U.S. Cl.** **D9/743**

(58) **Field of Classification Search** D9/414,
D9/682, 684, 686-694, 738-747, 516-517,
D9/521-522, 524-526, 529-530, 533, 535,
D9/541, 547-549, 559, 561, 569, 572-573,
D9/575, 454; 215/6, 10, 381-385, 12.1; 220/660,
220/669, 675; D3/202; D7/505, 589, 591-592,
D7/596, 598

See application file for complete search history.

(56) **References Cited**

U.S. PATENT DOCUMENTS

132,020 A	*	10/1872	Odell	215/6
D86,749 S	*	4/1932	Sciuto	D9/741
2,753,990 A	*	7/1956	Chalfin et al.	206/221
D210,324 S	*	2/1968	Rapaz	D9/743
D220,864 S	*	6/1971	Weckman	D9/741
D280,599 S	*	9/1985	Green	D9/741
D301,688 S	*	6/1989	Green	D9/741
D302,656 S	*	8/1989	Green	D9/741

5,316,159 A	*	5/1994	Douglas et al.	215/10
D404,302 S	*	1/1999	Martin	D9/743
D449,224 S	*	10/2001	Kaufman	D4/116
D449,778 S	*	10/2001	Legoupil et al.	D9/743
D465,152 S	*	11/2002	Kaufman	D9/743
D507,174 S	*	7/2005	Katz et al.	D9/738
2005/0011853 A1	*	1/2005	Brugger	215/10

* cited by examiner

Primary Examiner—Carol Rademaker

(74) *Attorney, Agent, or Firm*—Jaeckle Fleischmann & Mugel, LLP

(57) **CLAIM**

The ornamental design for a bottle, as shown and described.

DESCRIPTION

FIG. 1 is a front perspective view of our new ornamental design for a bottle according to the present invention;

FIG. 2 is a top view of the ornamental design for a bottle shown in FIG. 1;

FIG. 3 is a front view of the ornamental design for a bottle shown in FIG. 1;

FIG. 4 is a right side view of the ornamental design for a bottle shown in FIG. 1;

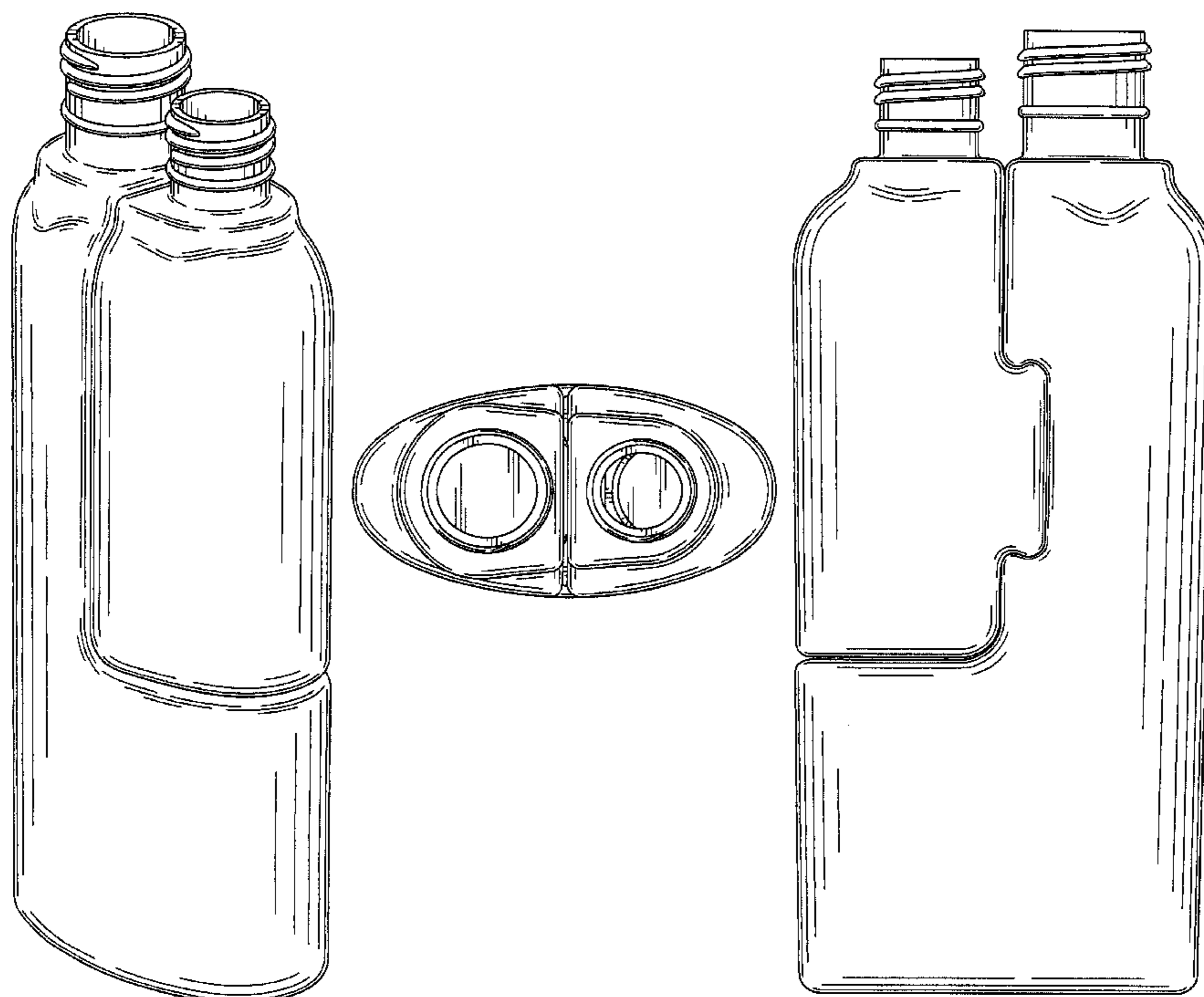
FIG. 5 is a rear view of the ornamental design for a bottle shown in FIG. 1;

FIG. 6 is a left side view of the ornamental design for a bottle shown in FIG. 1; and,

FIG. 7 is a bottom view of the ornamental design for a bottle shown in FIG. 1.

The broken lines shown on the bottom in the FIG. 7 drawing view are for environmental purposes only and form no part of the claimed design.

1 Claim, 7 Drawing Sheets



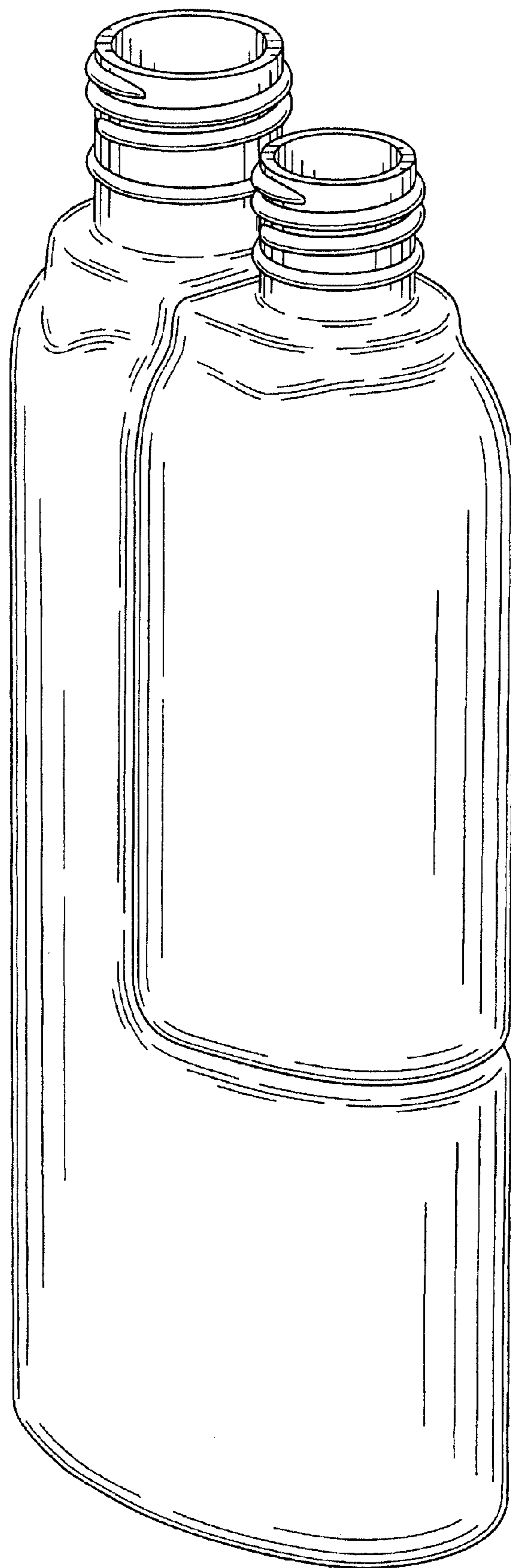


FIG. 1

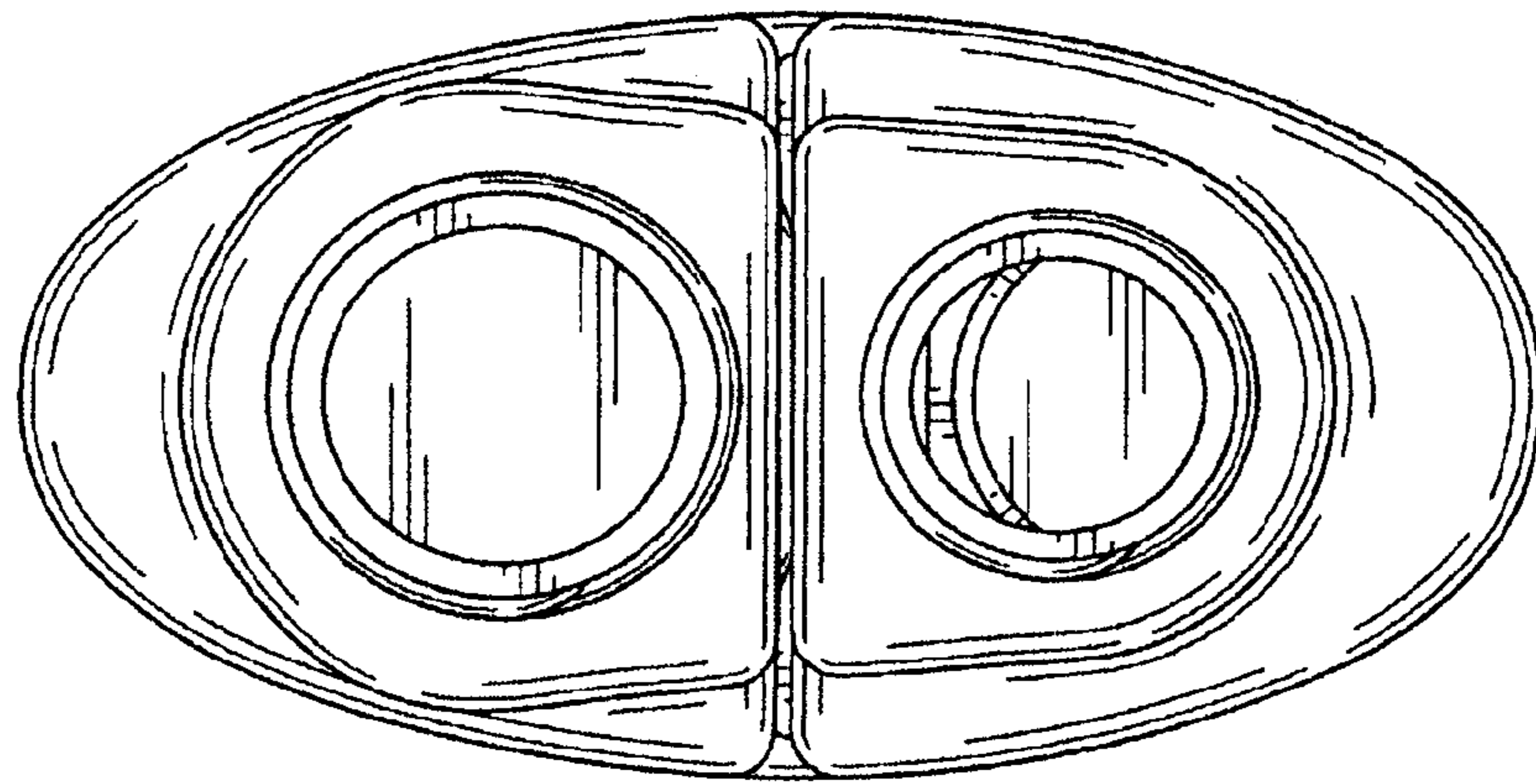


FIG. 2

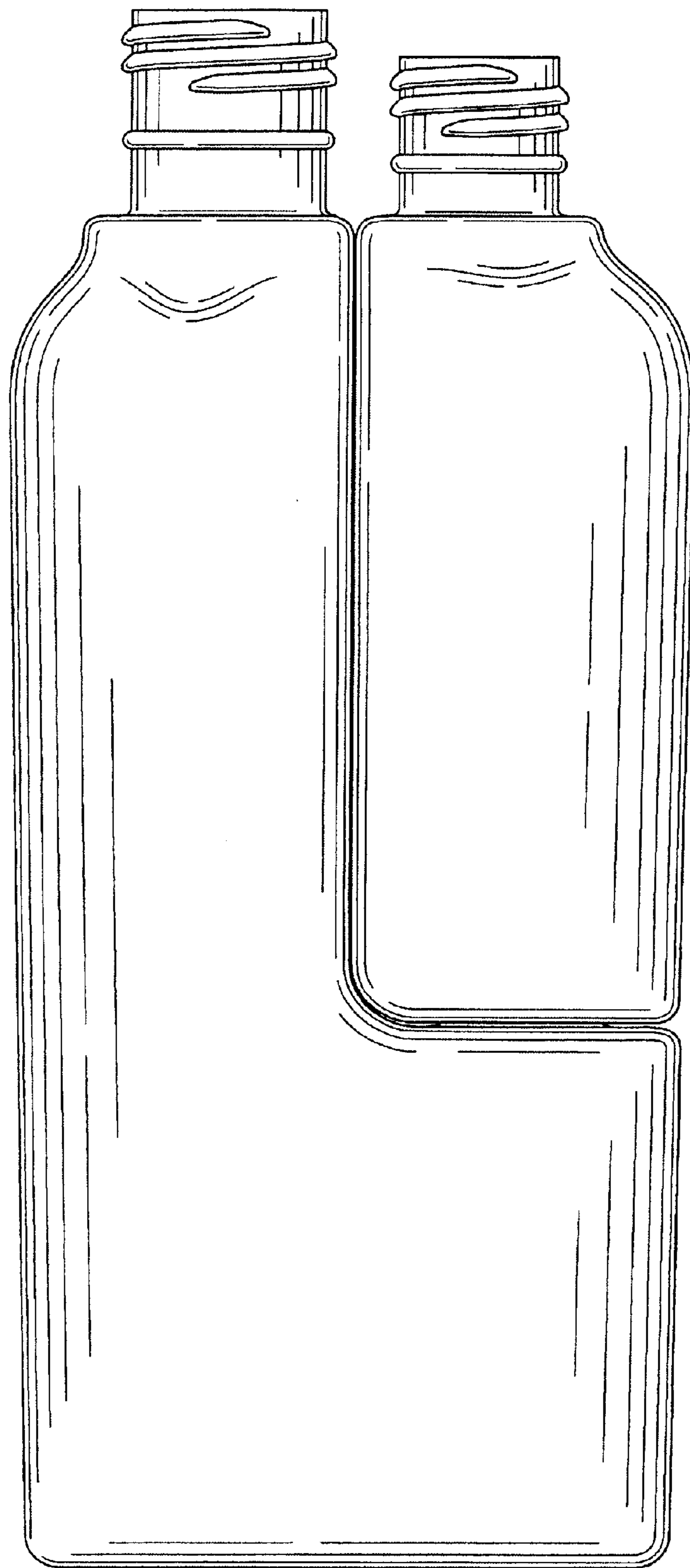


FIG. 3




FIG. 4

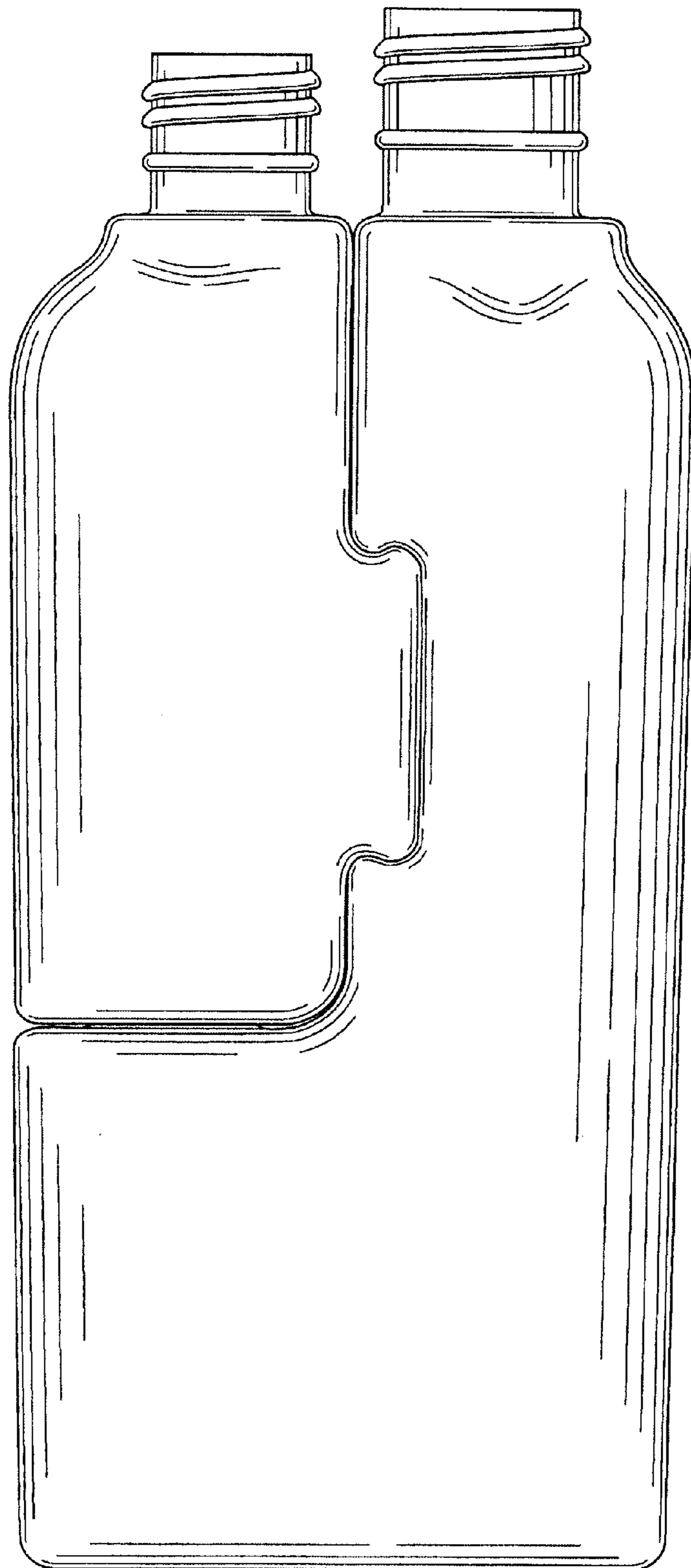


FIG. 5




FIG. 6

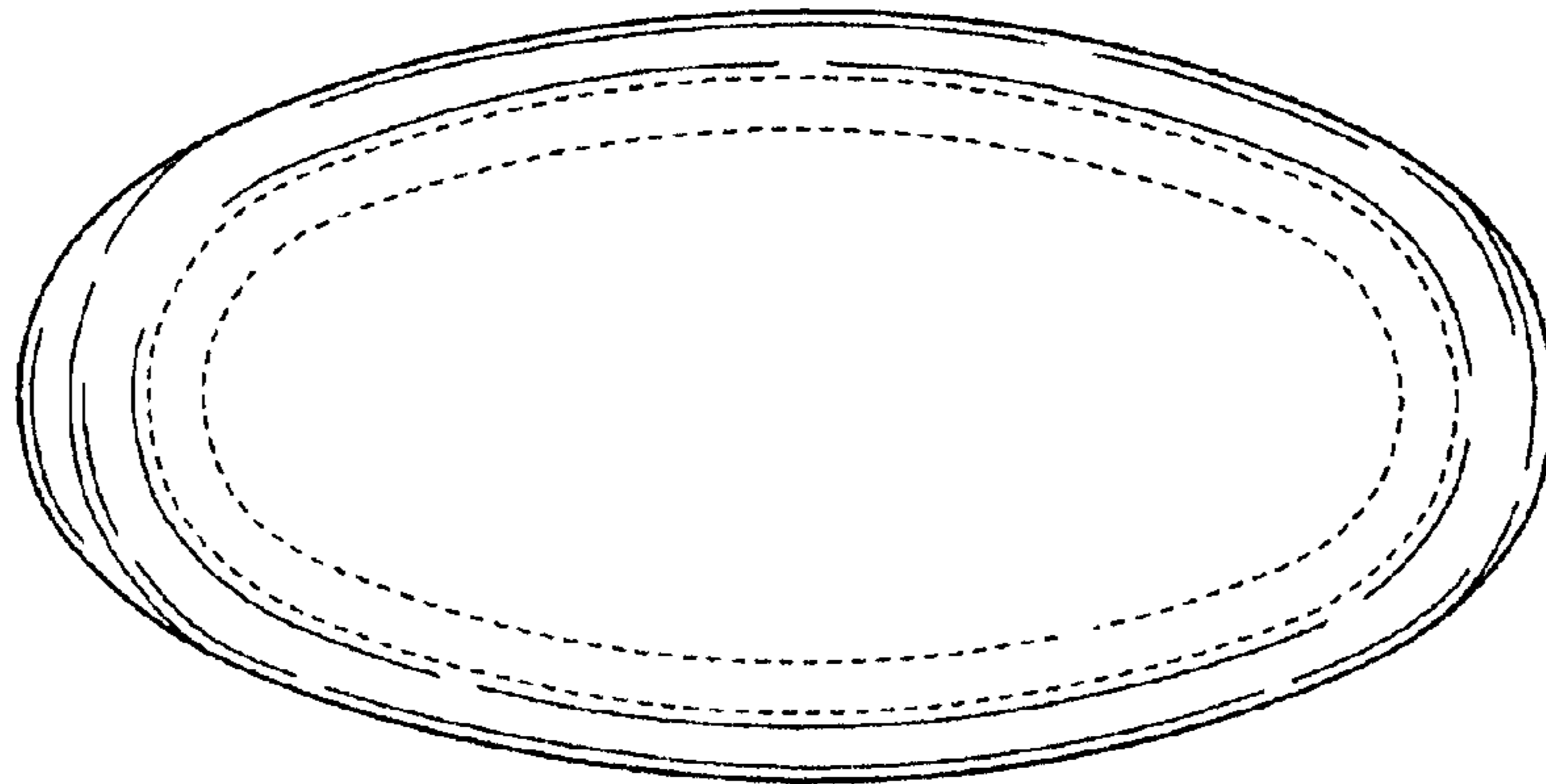


FIG. 7