

US00D541173S

(12) **United States Design Patent**
Karussi et al.

(10) **Patent No.:** **US D541,173 S**
(45) **Date of Patent:** **** Apr. 24, 2007**

(54) **WIPES DISPENSING SYSTEM**
(75) Inventors: **Kurt Alfred Karussi**, Cincinnati, OH (US); **Gregory deSwarte**, Cincinnati, OH (US); **Yarron Bendor**, Scottsdale, AZ (US); **Marcia Jo Cole-Yocom**, Scottsdale, AZ (US); **Donna Marie Barker**, Mesa, AZ (US); **Allen Chandler Young**, Capitola, CA (US); **Stephano Bartolucci**, London (GB); **Johannes Lambertus Maria Mensink**, Tervuren (BE); **Rached Menif**, Longueville (BE)

(73) Assignee: **GPMI Company**, Gilbert, AZ (US)
(**) Term: **14 Years**

(21) Appl. No.: **29/244,614**

(22) Filed: **Dec. 12, 2005**

(51) **LOC (8) Cl.** **09-03**

(52) **U.S. Cl.** **D9/734**

(58) **Field of Classification Search** D9/730,
D9/734, 516, 529; D6/512, 515, 518, 522,
D6/523; D3/205, 294; 206/229, 233; 221/96,
221/100, 135, 208, 282; 222/92, 101, 105,
222/173, 513, 630

See application file for complete search history.

(56) **References Cited**

U.S. PATENT DOCUMENTS

1,993,885 A	3/1935	Horwitt
2,640,587 A	6/1953	Smith
2,852,158 A	9/1958	Jones et al.
3,002,799 A	10/1961	Kantor et al.
3,098,594 A	7/1963	Williamson
3,862,703 A	1/1975	Dutcher
3,982,659 A	9/1976	Ross
4,138,034 A	2/1979	McCarthy
4,191,609 A	3/1980	Trokhan
4,526,291 A	7/1985	Margulies
4,534,491 A	8/1985	Norton

4,623,074 A	11/1986	Dearwester
4,637,859 A	1/1987	Trokhan
4,706,844 A	11/1987	Omdoll et al.
4,854,984 A	8/1989	Ball et al.
5,332,118 A	7/1994	Muchenfuhs et al.
5,379,897 A	1/1995	Muckenfuhs et al.
5,516,001 A	5/1996	Muchenfuhs et al.
5,520,308 A	5/1996	Berg
6,015,045 A	1/2000	Joseph

(Continued)

FOREIGN PATENT DOCUMENTS

JP	06263174	9/1994
JP	08080980	3/1996
JP	08091454	4/1996
JP	11193044	7/1999
JP	2002166981	6/2002

OTHER PUBLICATIONS

US 5,699,911, 12/1997, Joseph (withdrawn)

Primary Examiner—Mitchell Siegel

Assistant Examiner—Shanda C. Hill

(74) *Attorney, Agent, or Firm*—Janine Rickman Novatt; Harry M. Weiss; Weiss & Moy, P.C.

(57) **CLAIM**

The ornamental design for a wipes dispensing system, as shown and described.

DESCRIPTION

FIG. 1 is an isometric view of the wipes dispensing system, embodying the new design;

FIG. 2 is a front view thereof;

FIG. 3 is a back thereof;

FIG. 4 is a right view thereof;

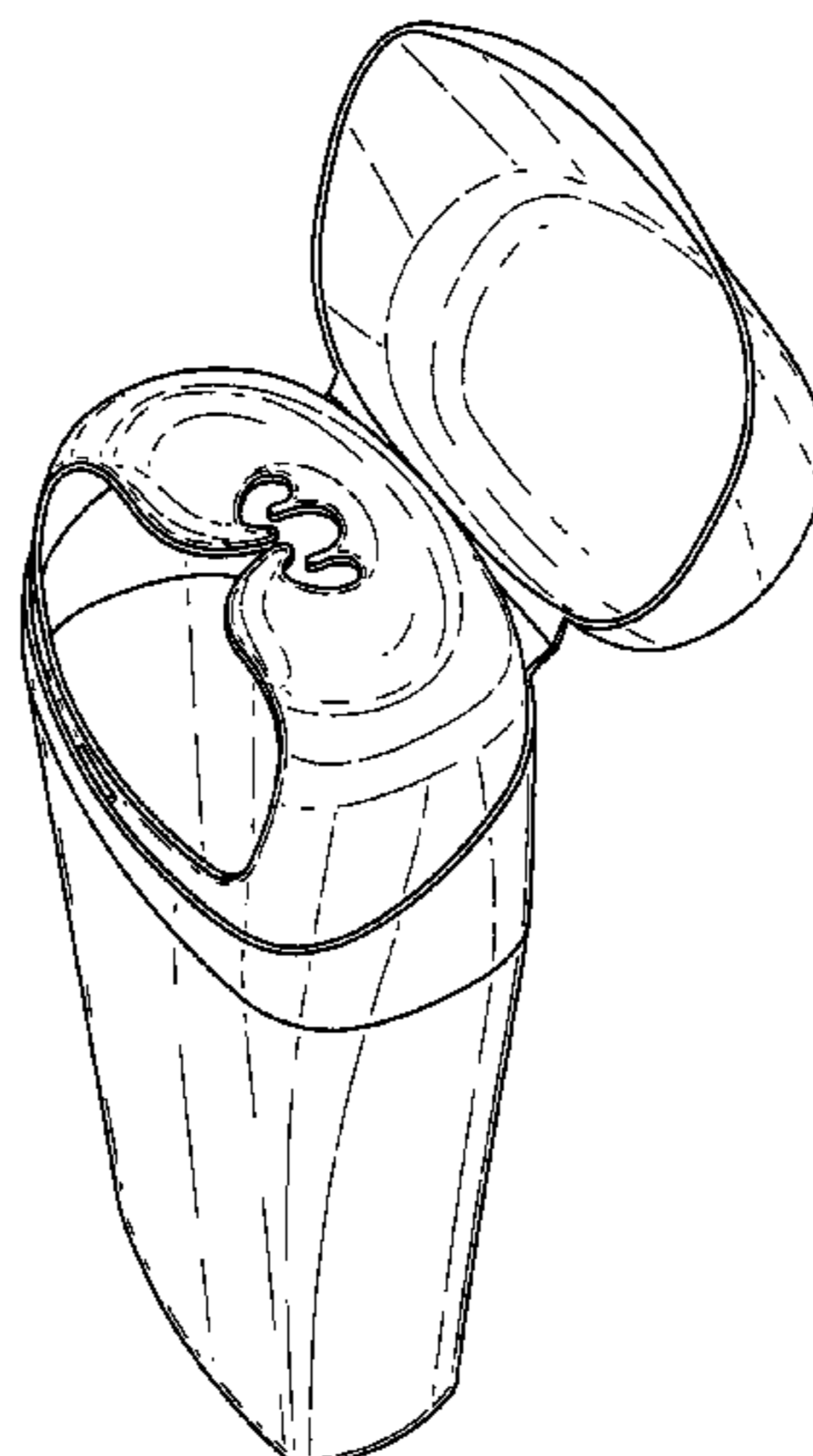
FIG. 5 is a left view thereof;

FIG. 6 is a top view thereof; and,

FIG. 7 is a bottom view thereof.

The broken lines shown in the drawings are for illustrative purposes only and form no part of the claimed design.

1 Claim, 4 Drawing Sheets



US D541,173 S

Page 2

U.S. PATENT DOCUMENTS

6,092,690	A	7/2000	Bitowft			
6,202,845	B1	3/2001	Hill			
6,213,344	B1	4/2001	Hill			
6,299,017	B1	10/2001	Hill			
D450,211	S	* 11/2001	Santoni et al.	D6/518		
6,315,151	B1	11/2001	Hupp			
D463,658	S	* 10/2002	Lemoine	D3/205		
D463,907	S	* 10/2002	Lemoine	D3/205		
D464,791	S	* 10/2002	Lemoine	D3/205		
6,550,634	B1	4/2003	De Miquel			
6,902,077	B1	6/2005	Tack			
D511,917	S	* 11/2005	Borchardt et al.	D6/515		
6,960,349	B2	11/2005	Shantz			
D523,668	S	* 6/2006	Azrak	D6/518		
D525,146	S	* 7/2006	Young et al.	D9/734		
2002/0108962	A1	8/2002	Mangin			
2003/0006253	A1	1/2003	Yelton			
2005/0035134	A1	2/2005	Gamoff			
2005/0279757	A1	12/2005	Bitowft			

* cited by examiner

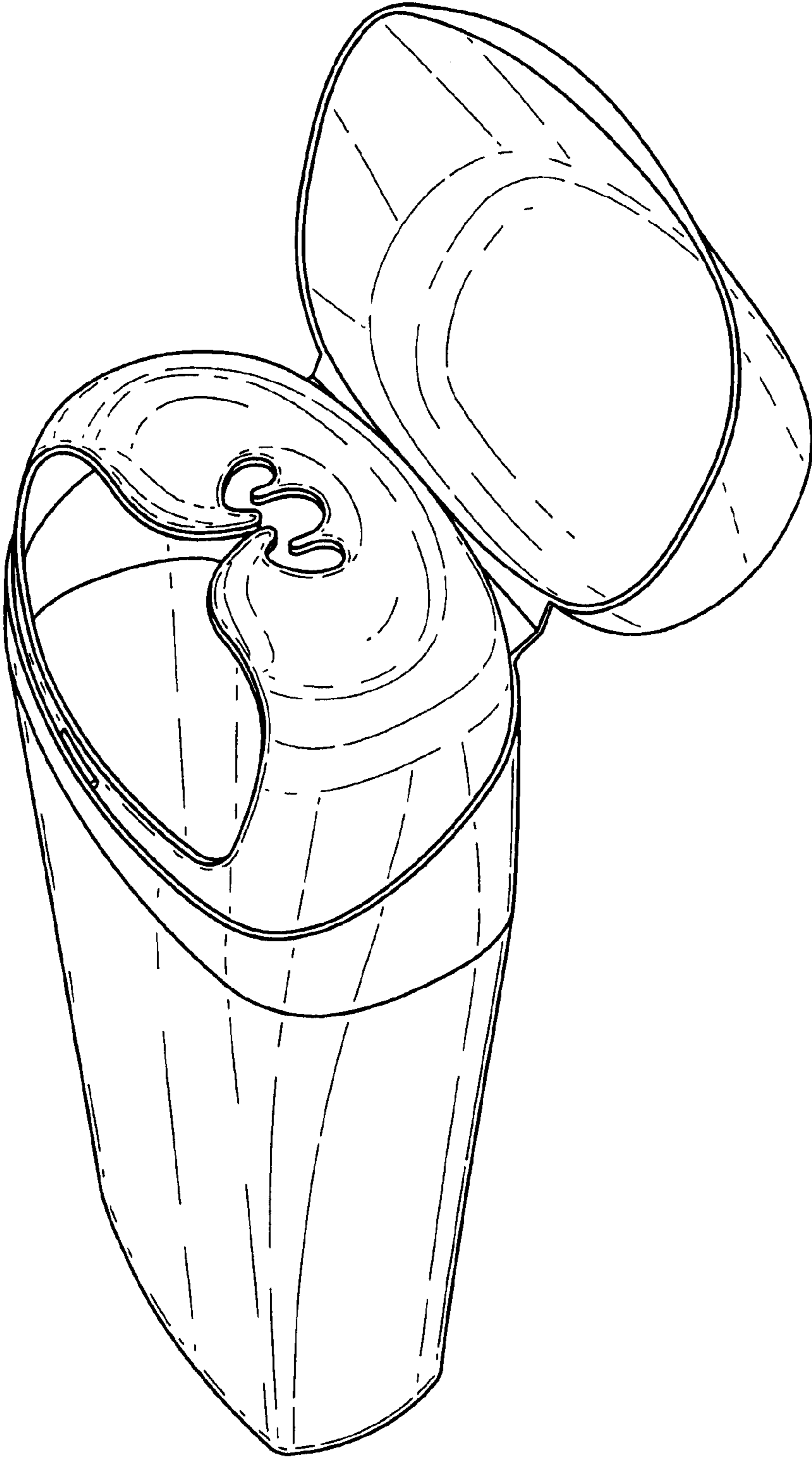


Fig. 1.




Fig.2.

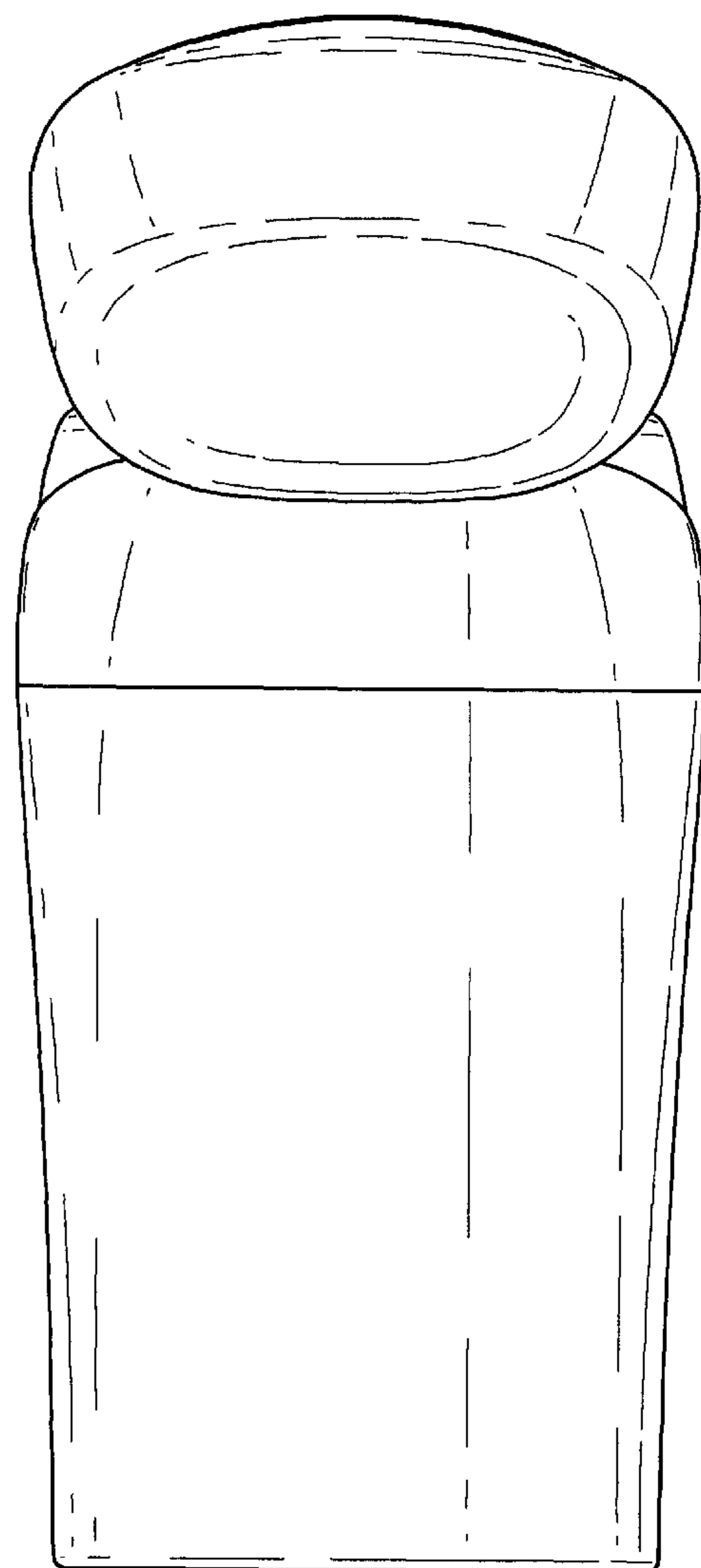


Fig.3.




Fig.4.

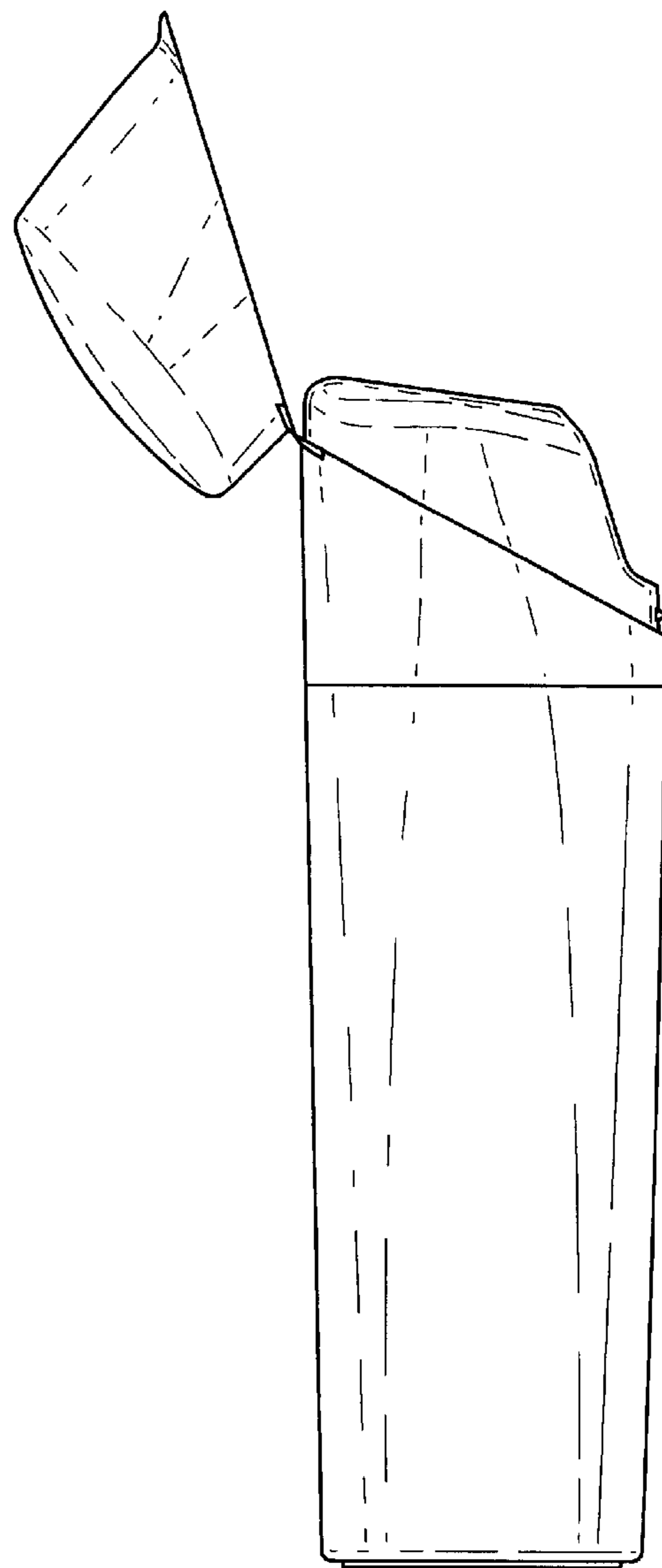


Fig.5.

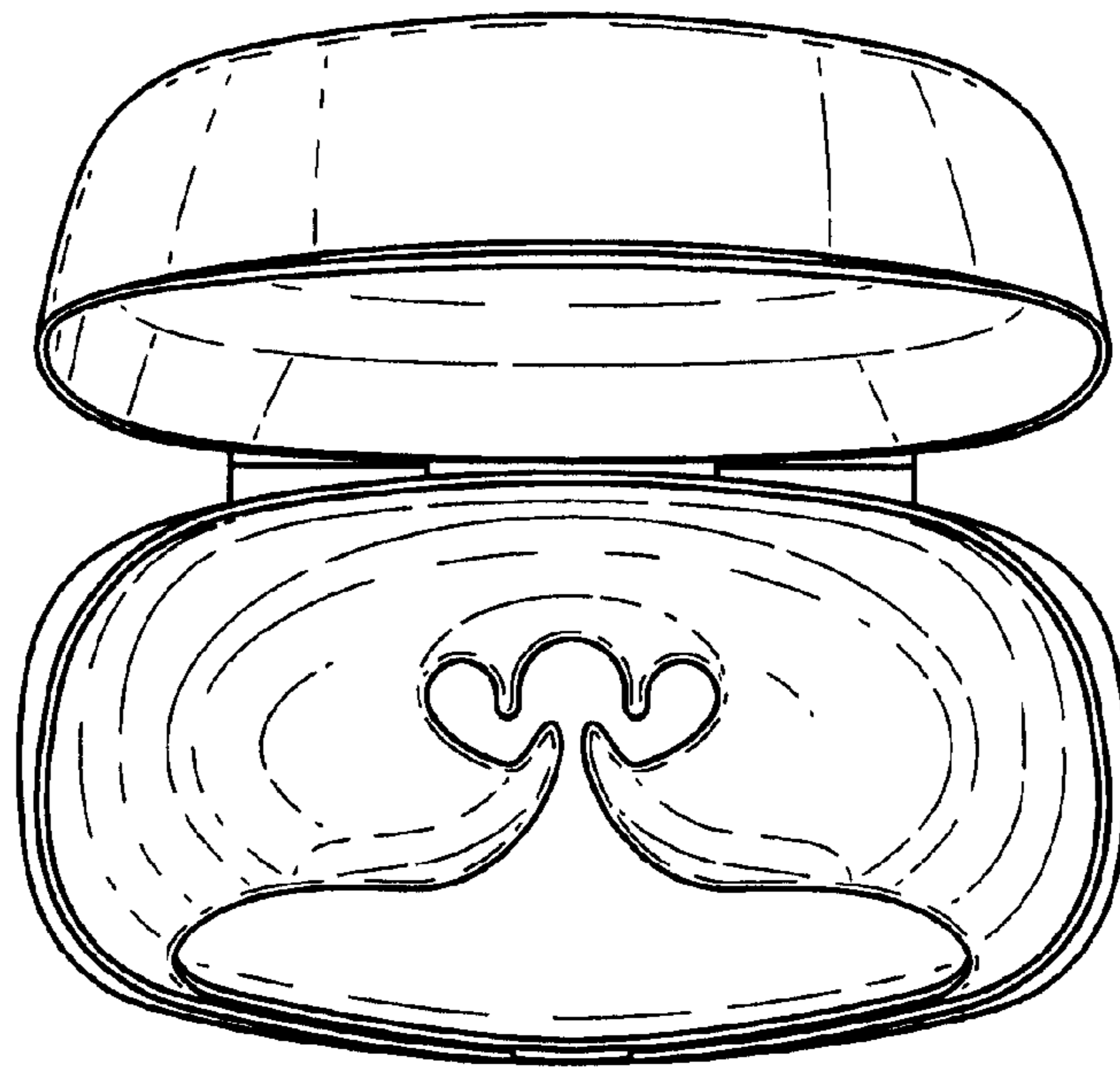


Fig.6.

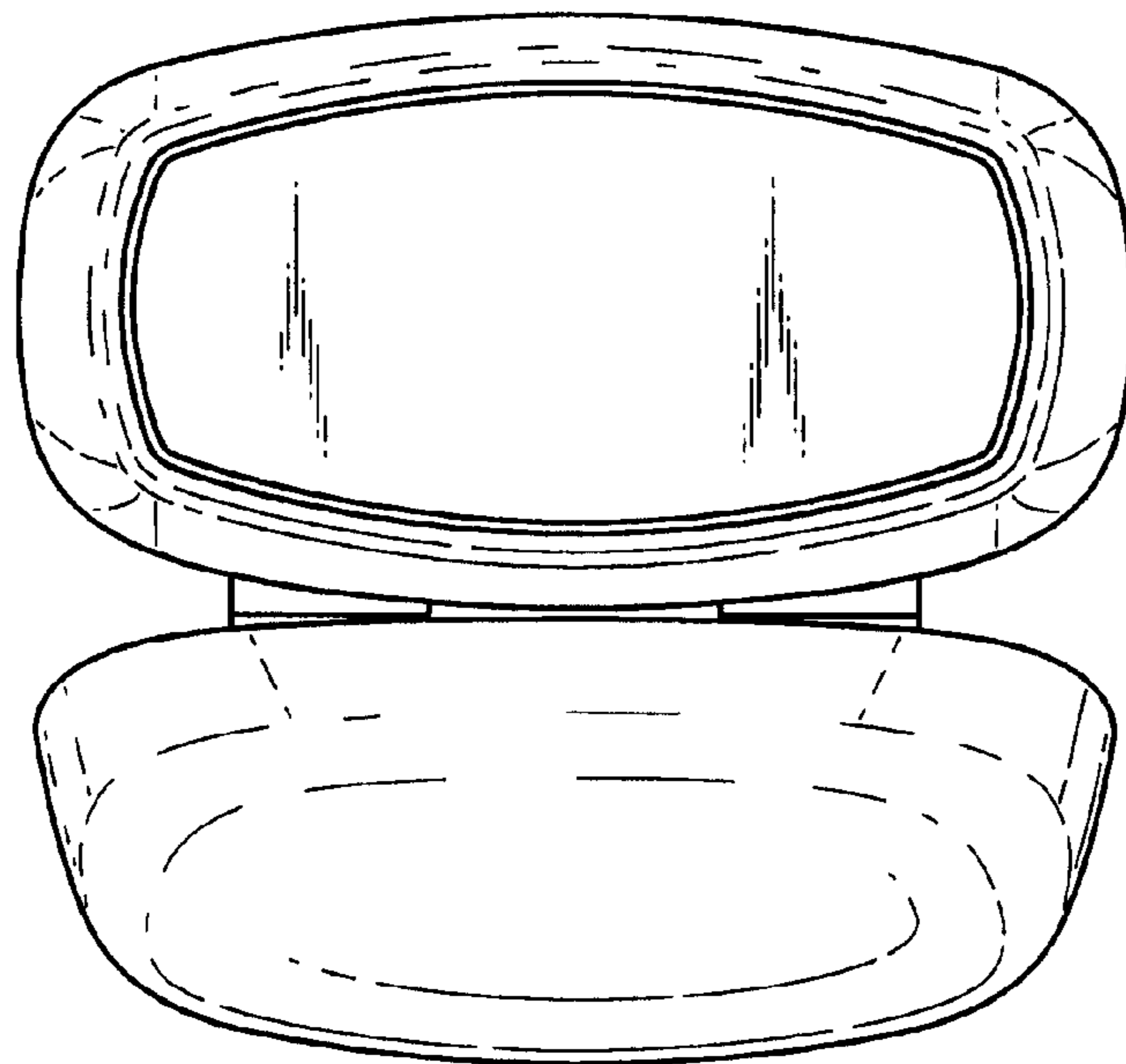


Fig.7.