

US00D541170S

(12) **United States Design Patent** (10) **Patent No.:** **US D541,170 S**
Bloc (45) **Date of Patent:** **** Apr. 24, 2007**

(54) **SPRAY BOTTLE**

D412,661 S * 8/1999 Lavigne D9/690
D436,225 S * 1/2001 Garofano et al. D28/7
D477,216 S * 7/2003 Gronwall D9/727

(75) Inventor: **Richard Bloc**, Derchigny-Graincourt
(FR)

* cited by examiner

(73) Assignee: **Rexam Dispensing Systems, Le**
Treport (FR)

Primary Examiner—Stella Reid
Assistant Examiner—Rashida C. McCoy
(74) *Attorney, Agent, or Firm*—Fross Zelnick Lehrman &
Zissu, PC; Charles T. J. Weigell, Esq.

(**) Term: **14 Years**

(21) Appl. No.: **29/232,034**

(57) **CLAIM**

(22) Filed: **Jun. 14, 2005**

The ornamental design for a spray bottle, as shown and described.

(30) **Foreign Application Priority Data**

Mar. 23, 2005 (EM) 000313978

DESCRIPTION

(51) **LOC (8) Cl.** **09-01**

FIG. 1 is a front perspective view of a spray bottle showing my new design;

(52) **U.S. Cl.** **D9/692**

FIG. 2 is a front view thereof;

(58) **Field of Classification Search** D9/692,
D9/651, 688, 690; D28/7, 91.1

FIG. 3 is a rear view thereof;

See application file for complete search history.

FIG. 4 is a right side view with the left side view being a mirror image thereof;

(56) **References Cited**

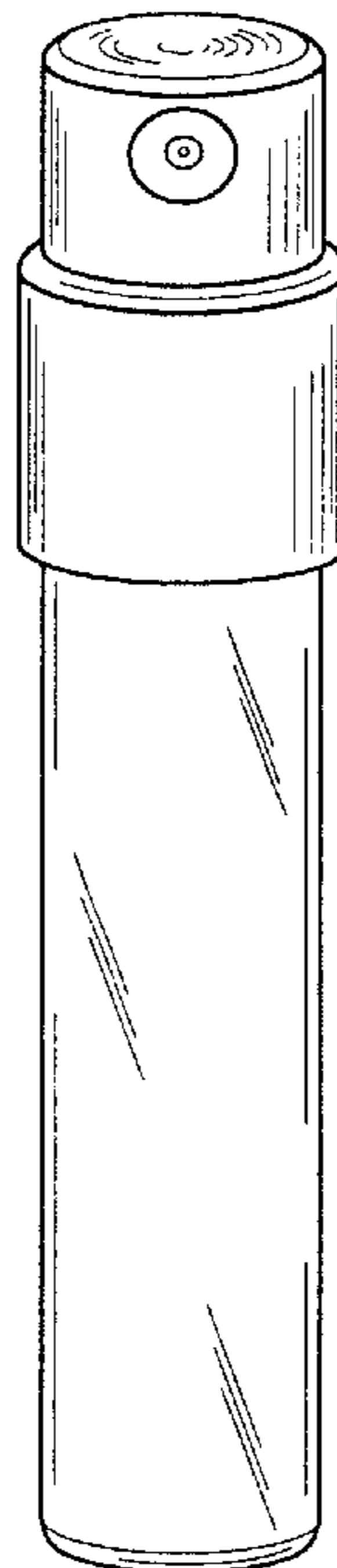
FIG. 5 is a top view thereof; and,

U.S. PATENT DOCUMENTS

FIG. 6 is a bottom view thereof.

D215,698 S * 10/1969 Jordan et al. D9/688

1 Claim, 1 Drawing Sheet



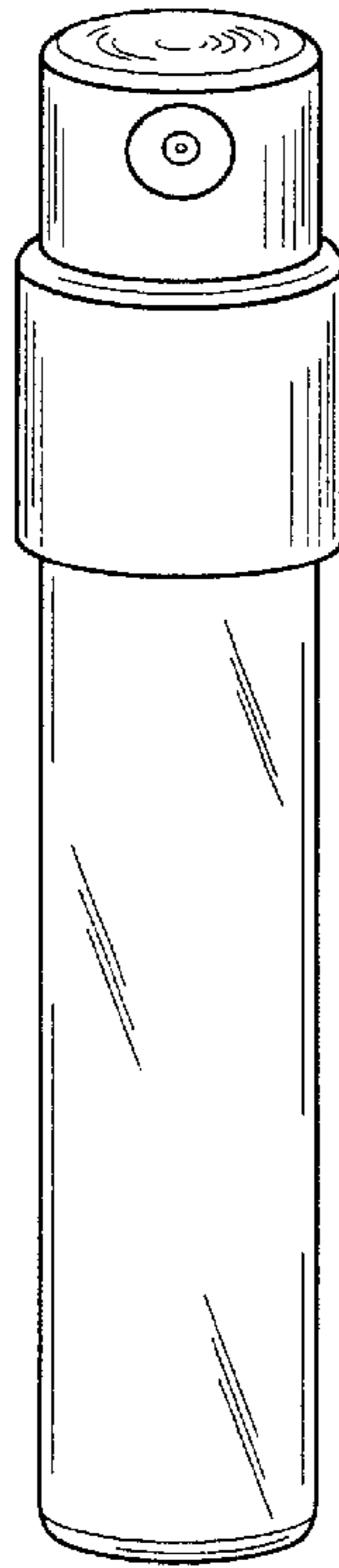


FIG. 1

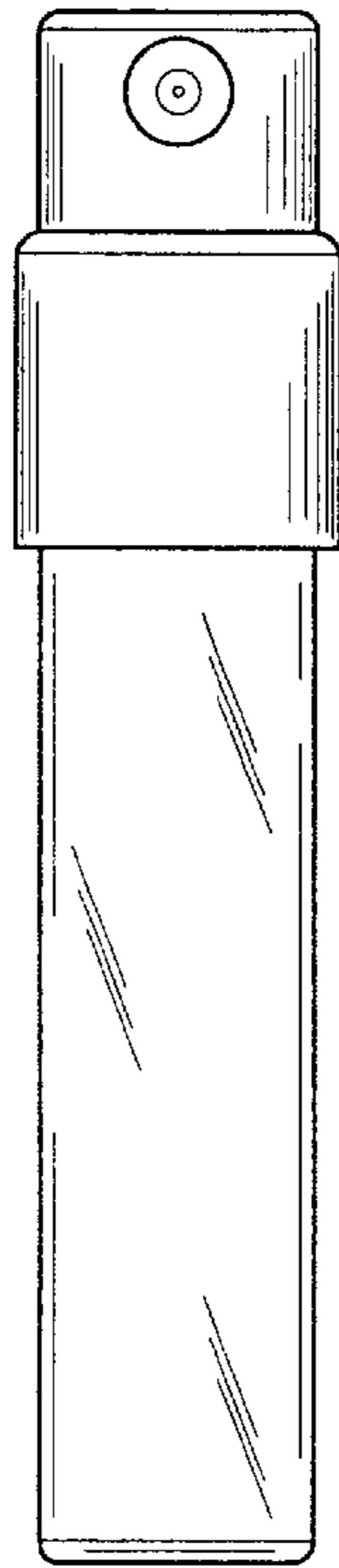


FIG. 2

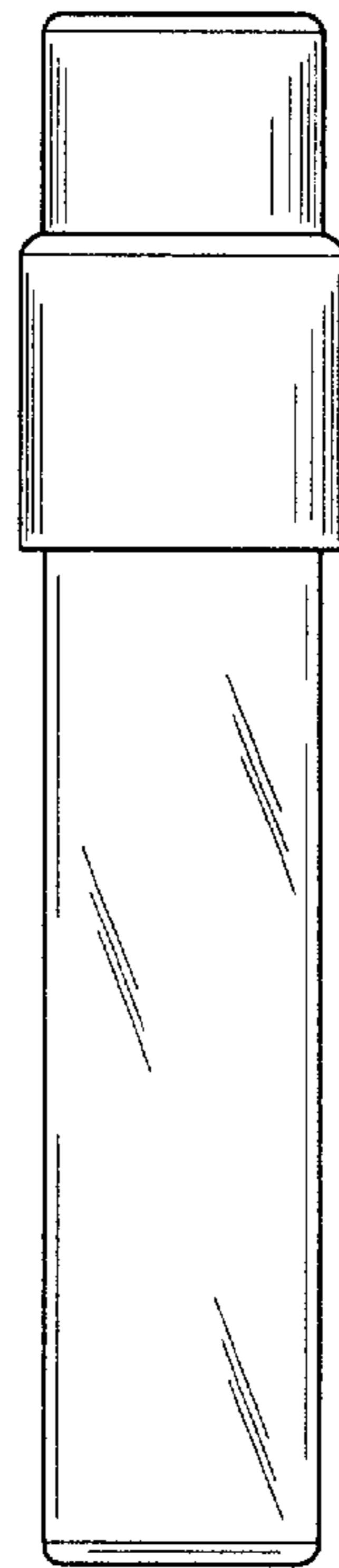


FIG. 3

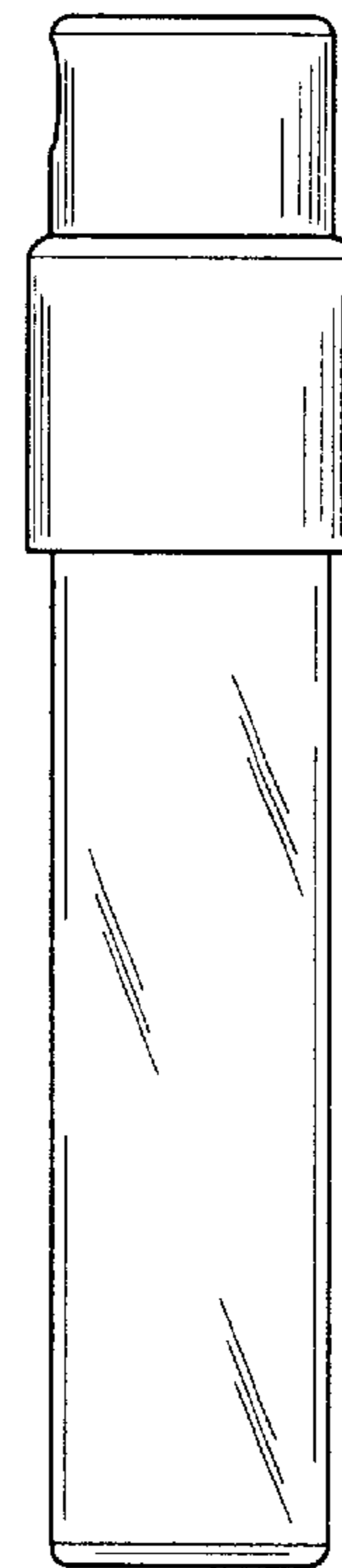


FIG. 4

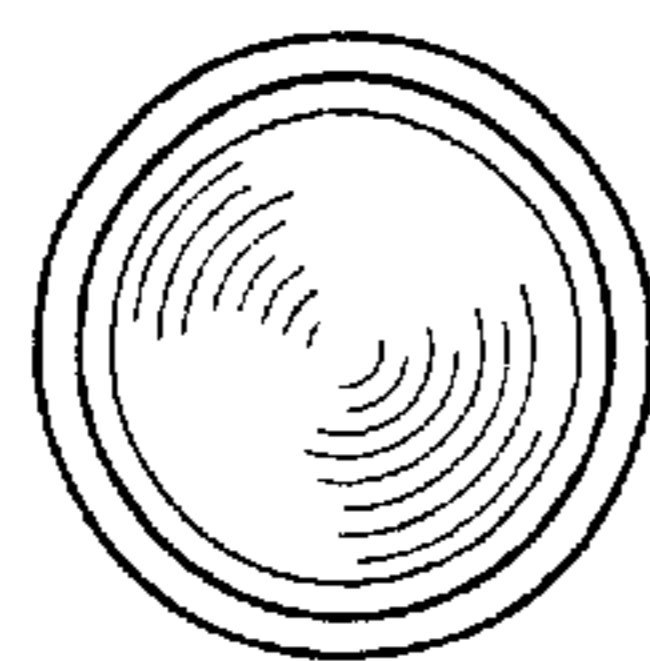


FIG. 5

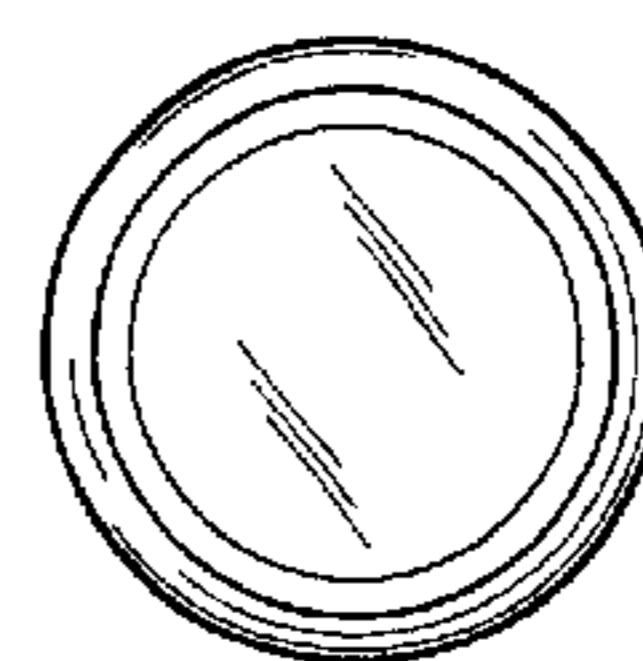


FIG. 6