



US00D541159S

(12) **United States Design Patent**  
**Robinson**

(10) **Patent No.:** **US D541,159 S**

(45) **Date of Patent:** **\*\* Apr. 24, 2007**

(54) **PACKAGE**

(75) Inventor: **Philip J. Robinson**, Sylvania, OH (US)

(73) Assignee: **Owens-Illinois Clousre Inc.**,  
Perrysburg, OH (US)

(\*\*) Term: **14 Years**

(21) Appl. No.: **29/261,524**

(22) Filed: **Jun. 15, 2006**

**Related U.S. Application Data**

(62) Division of application No. 29/195,355, filed on Dec. 9, 2003, now Pat. No. Des. 528,419.

(51) **LOC (8) Cl.** ..... **09-01**

(52) **U.S. Cl.** ..... **D9/516; D9/529; D9/571**

(58) **Field of Classification Search** ..... D9/503,  
D9/504, 516, 529, 558, 571-574, 443-446,  
D9/449, 454; D24/117; 215/228, 382-384,  
215/396, 398; 220/915, 726

See application file for complete search history.

(56) **References Cited**

**U.S. PATENT DOCUMENTS**

D135,803 S	*	6/1943	Loewy	.....	D9/571
D197,926 S		4/1964	Stull		
D210,626 S	*	3/1968	Vanderhyde	.....	D9/571
D236,919 S		9/1975	McPhee		
3,941,268 A		3/1976	Owens et al.		
4,138,028 A		2/1979	Price et al.		
D254,480 S		3/1980	Smalley		
4,345,690 A		8/1982	Hopley		
D279,650 S		7/1985	Aldrich et al.		
4,723,669 A		2/1988	Barriac		
4,948,002 A		8/1990	Thornock et al.		
D330,677 S		11/1992	Thornock et al.		

D335,628 S	*	5/1993	Tighe et al.	.....	D9/574
D338,159 S	*	8/1993	Densky et al.	.....	D9/724
D346,115 S		4/1994	Meisner et al.		
D360,134 S		7/1995	Snyder		
D379,312 S	*	5/1997	Crawford	.....	D9/571 X
5,687,863 A		11/1997	Kusz		
D395,605 S	*	6/1998	Kokenge	.....	D9/571
D399,743 S		10/1998	Coon et al.		
D404,303 S		1/1999	Webster		
D406,770 S	*	3/1999	Rosen et al.	.....	D9/558
5,915,576 A		6/1999	Robinson		
D426,159 S		6/2000	Briere et al.		
D476,563 S		7/2003	Brozell et al.		
D481,948 S		11/2003	Brozell et al.		
D490,709 S		6/2004	Bezek		
D498,146 S	*	11/2004	Densky et al.	.....	D9/571
7,000,789 B2		2/2006	Miceli et al.		

**FOREIGN PATENT DOCUMENTS**

GB 2045919 1/1996

\* cited by examiner

*Primary Examiner*—Carol Rademaker

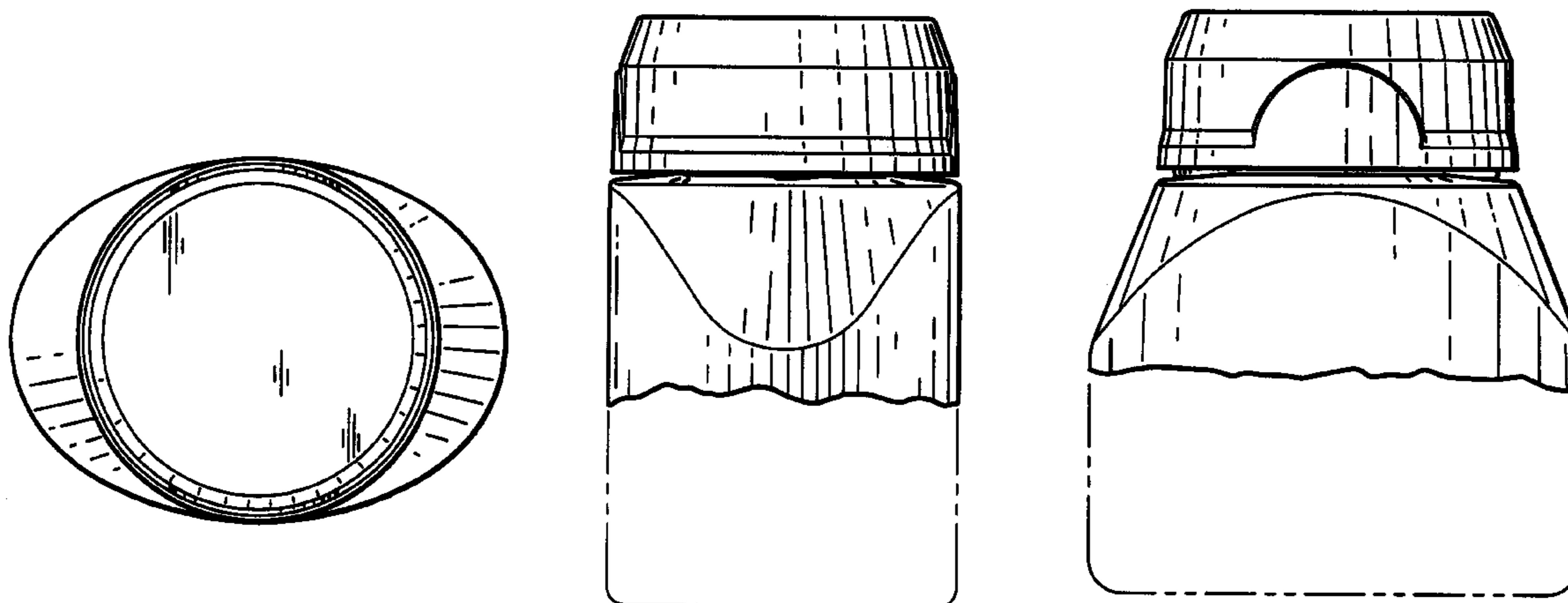
(57) **CLAIM**

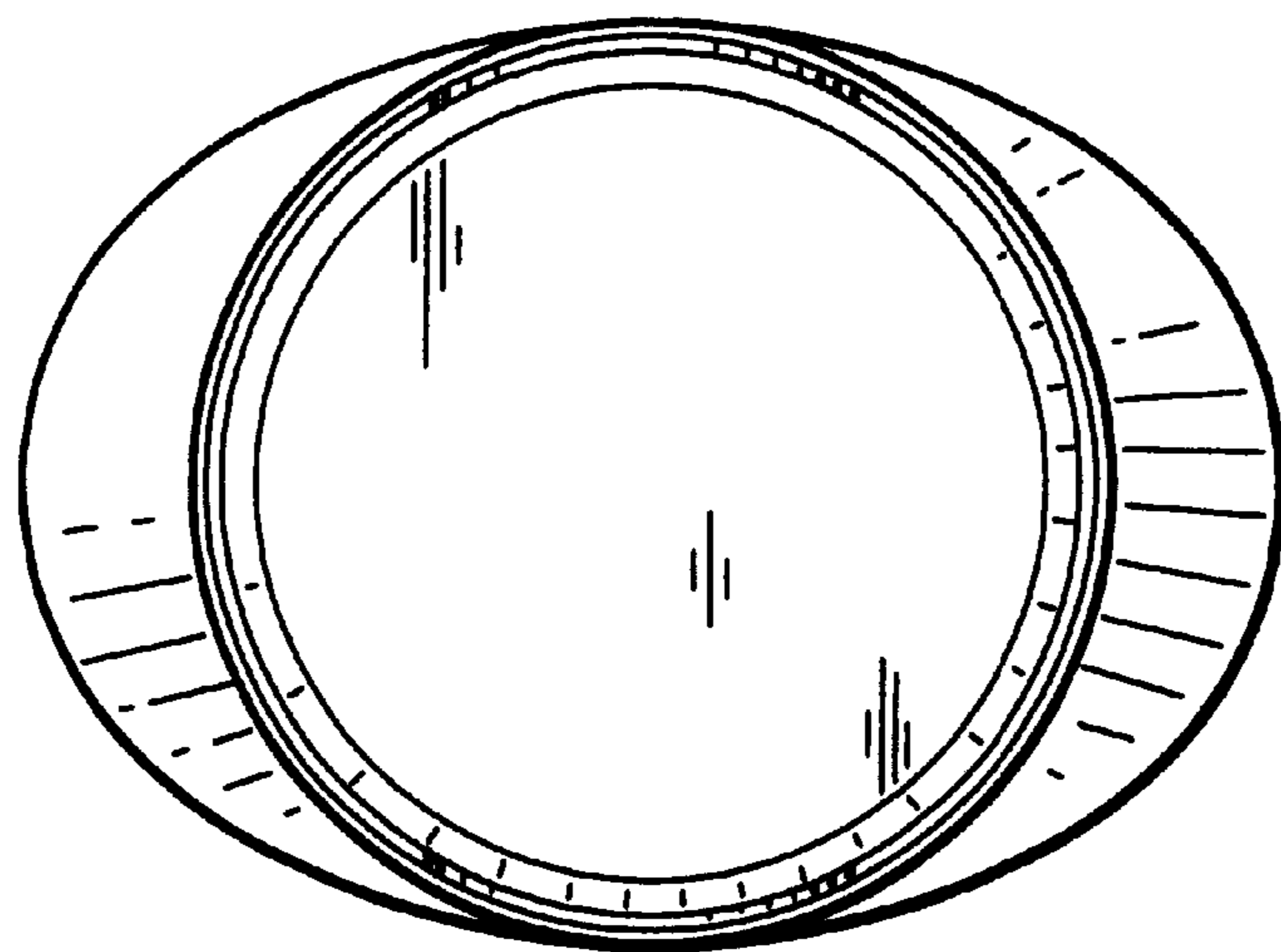
The ornamental design for a package, as shown and described.

**DESCRIPTION**

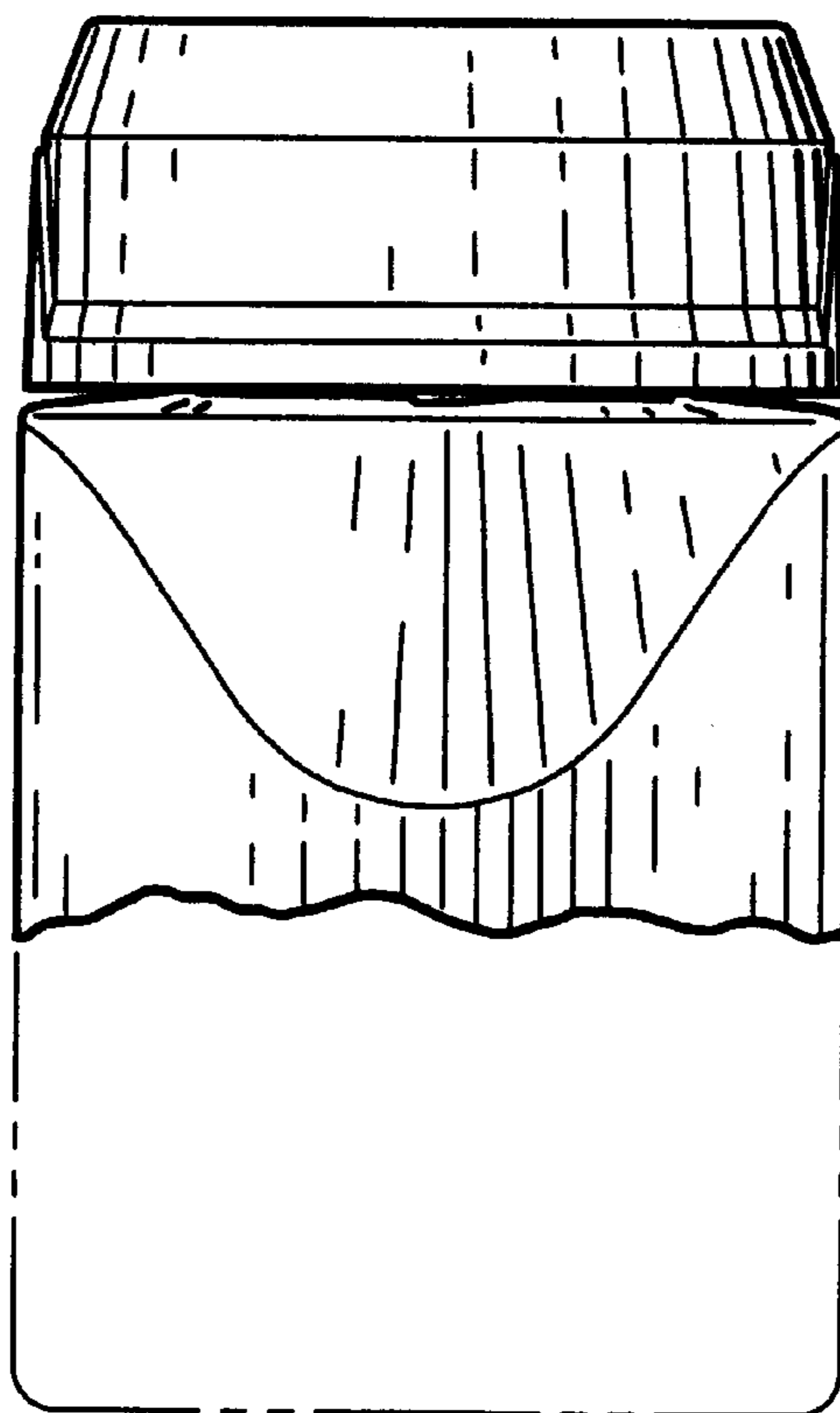
FIG. 1 is a top plan view of a package; FIG. 2 is a left side elevational view thereof, the right side elevational view being a mirror image; FIG. 3 is a front elevational view thereof, the rear elevational view being a mirror image thereof; and, FIG. 4 is a bottom plan view thereof. The broken lines shown in the drawings are for illustrative purposes only and form no part of the claimed design.

**1 Claim, 2 Drawing Sheets**

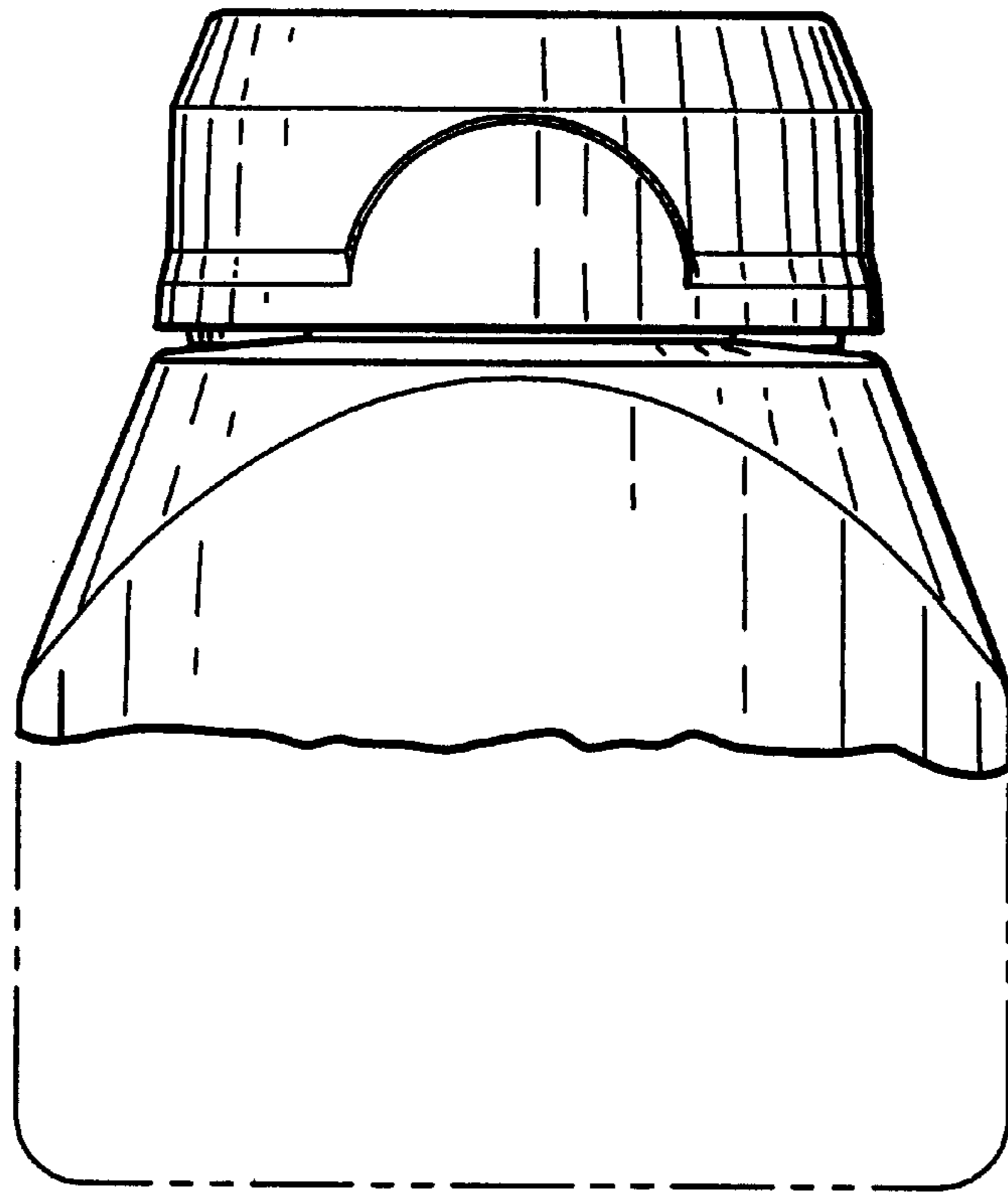




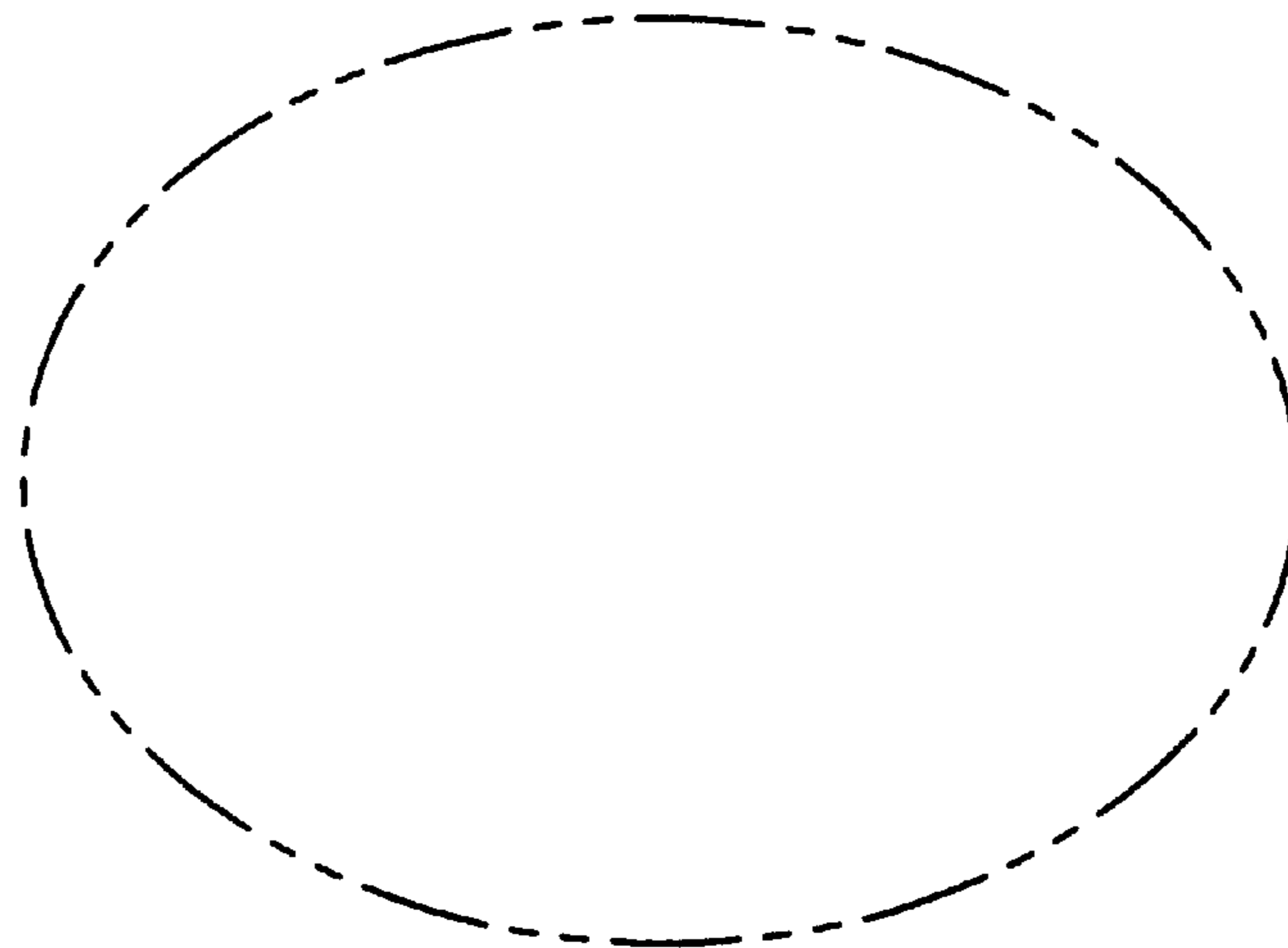
**FIG. 1**



**FIG. 2**



**FIG. 3**



**FIG. 4**