

US00D541142S

(12) **United States Design Patent**
Geiger

(10) **Patent No.:** **US D541,142 S**
(45) **Date of Patent:** **** Apr. 24, 2007**

- (54) **ELEMENT OF A CABLE TIE STRAP**
- (75) Inventor: **Gerard G. Geiger**, Jackson, WI (US)
- (73) Assignee: **HellermannTyton Corporation**, Milwaukee, WI (US)
- (**) Term: **14 Years**
- (21) Appl. No.: **29/263,127**
- (22) Filed: **Jul. 17, 2006**

- 5,966,781 A 10/1999 Geiger
- D417,142 S * 11/1999 Kim D8/396
- D417,387 S 12/1999 Kim
- D417,838 S 12/1999 Kim
- 6,003,208 A 12/1999 Christian et al.
- D444,054 S * 6/2001 Bernard et al. D8/396
- 6,240,602 B1 6/2001 Geiger
- D471,435 S * 3/2003 Krisel et al. D8/396
- 6,550,723 B2 4/2003 Fraley, II et al.
- 6,560,822 B2 5/2003 Caveney et al.
- 6,718,597 B2 4/2004 Geiger
- 6,745,439 B2 6/2004 Brownlee et al.
- 6,807,714 B2 10/2004 O'Young et al.

Related U.S. Application Data

- (63) Continuation of application No. 29/216,331, filed on Nov. 1, 2004, now abandoned.
 - (51) **LOC (8) Cl.** **08-08**
 - (52) **U.S. Cl.** **D8/383**; D8/395
 - (58) **Field of Classification Search** D8/356, D8/383, 394, 396; 24/16 PB, 17 AP, 30.5 P, 24/30.5 S, 300-302, 339, DIG. 16; 248/58, 248/60, 74.3
- See application file for complete search history.

FOREIGN PATENT DOCUMENTS

GB 943204 12/1963

* cited by examiner

Primary Examiner—Louis S. Zarfes
Assistant Examiner—John Windmuller

(74) *Attorney, Agent, or Firm*—Ryan Kromholz & Manion, S.C.

(57) **CLAIM**

The ornamental design for an element of a cable tie strap, as shown and described.

(56) **References Cited**

U.S. PATENT DOCUMENTS

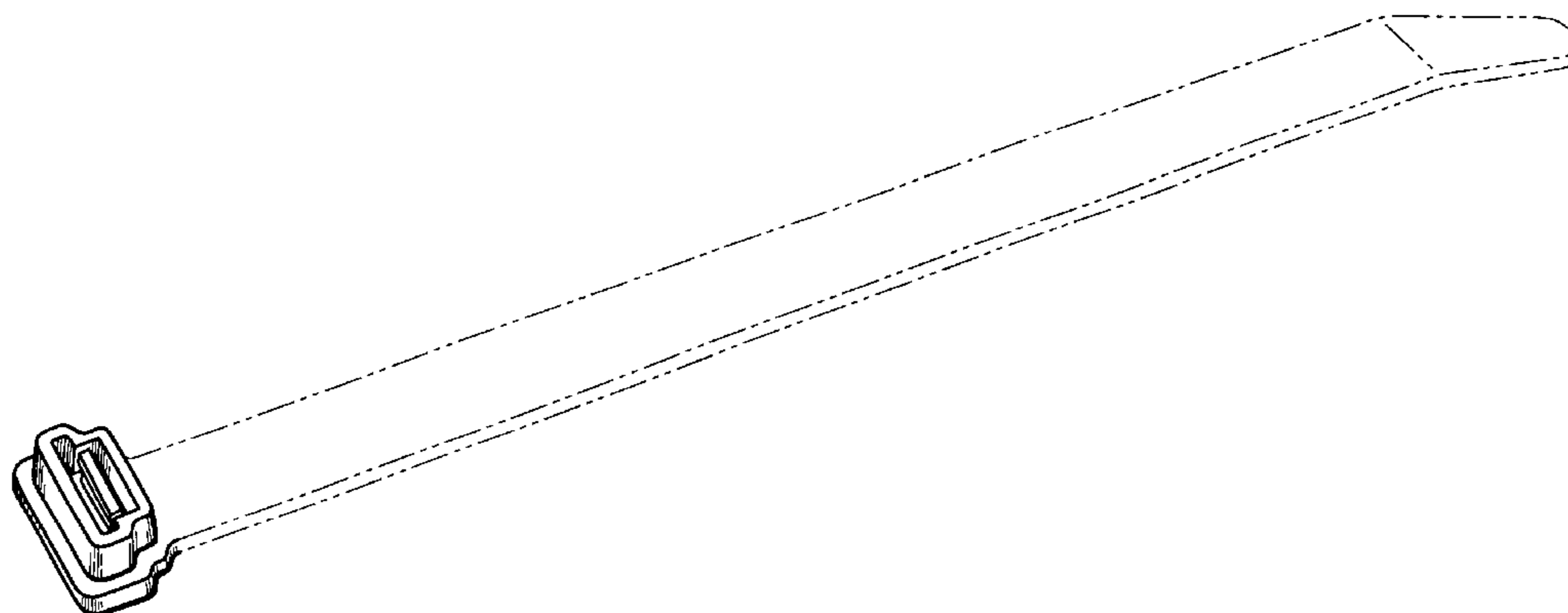
- D224,960 S * 10/1972 Wilson D8/396
- 3,949,449 A 4/1976 Caveney et al.
- 4,875,647 A 10/1989 Takagi et al.
- 4,993,669 A 2/1991 Dyer
- 5,102,075 A 4/1992 Dyer
- 5,131,613 A 7/1992 Kamiya et al.
- D330,324 S * 10/1992 Solbeck D8/394
- 5,337,983 A * 8/1994 Mailey 248/74.3
- D372,665 S 8/1996 Kim
- 5,732,446 A 3/1998 Blanks
- 5,774,944 A * 7/1998 Choi 24/16 PB
- 5,820,083 A 10/1998 Geiger
- 5,836,053 A * 11/1998 Davignon et al. 24/16 PB
- 5,890,265 A * 4/1999 Christian et al. 24/16 PB
- 5,921,510 A 7/1999 Benoit et al.
- 5,926,921 A 7/1999 Benoit

DESCRIPTION

FIG. 1 is a top perspective view of an element of a cable tie strap showing my new design;
 FIG. 2 is a top plan view thereof;
 FIG. 3 is a bottom plan view thereof;
 FIG. 4 is a left side elevational view thereof;
 FIG. 5 is a right side elevational view thereof;
 FIG. 6 is a front elevational view thereof, the rear elevational view being a mirror image thereto; and,
 FIG. 7 is a perspective view thereof in use.

The broken line showing of portions of a strap, a pipe, and a mounting bracket is for illustrative purposes only and forms no part of the claimed design.

1 Claim, 2 Drawing Sheets



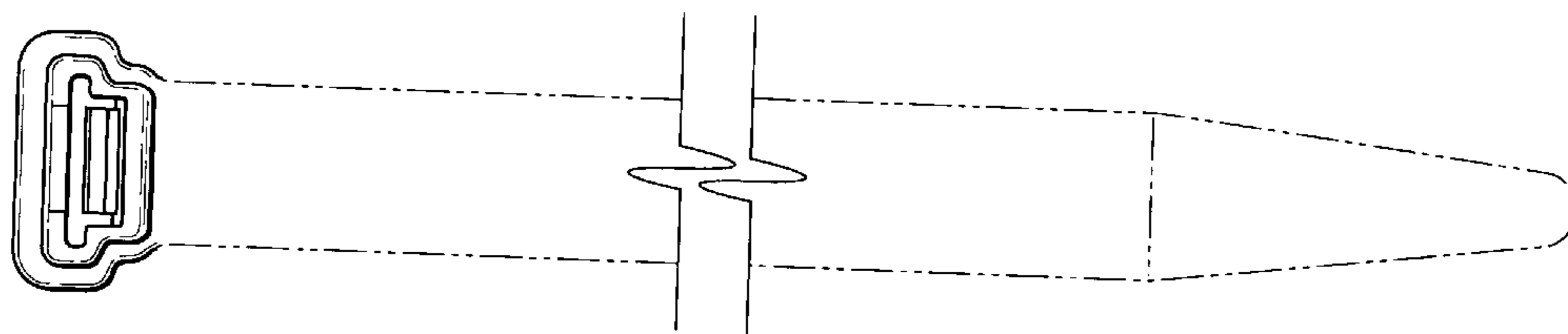
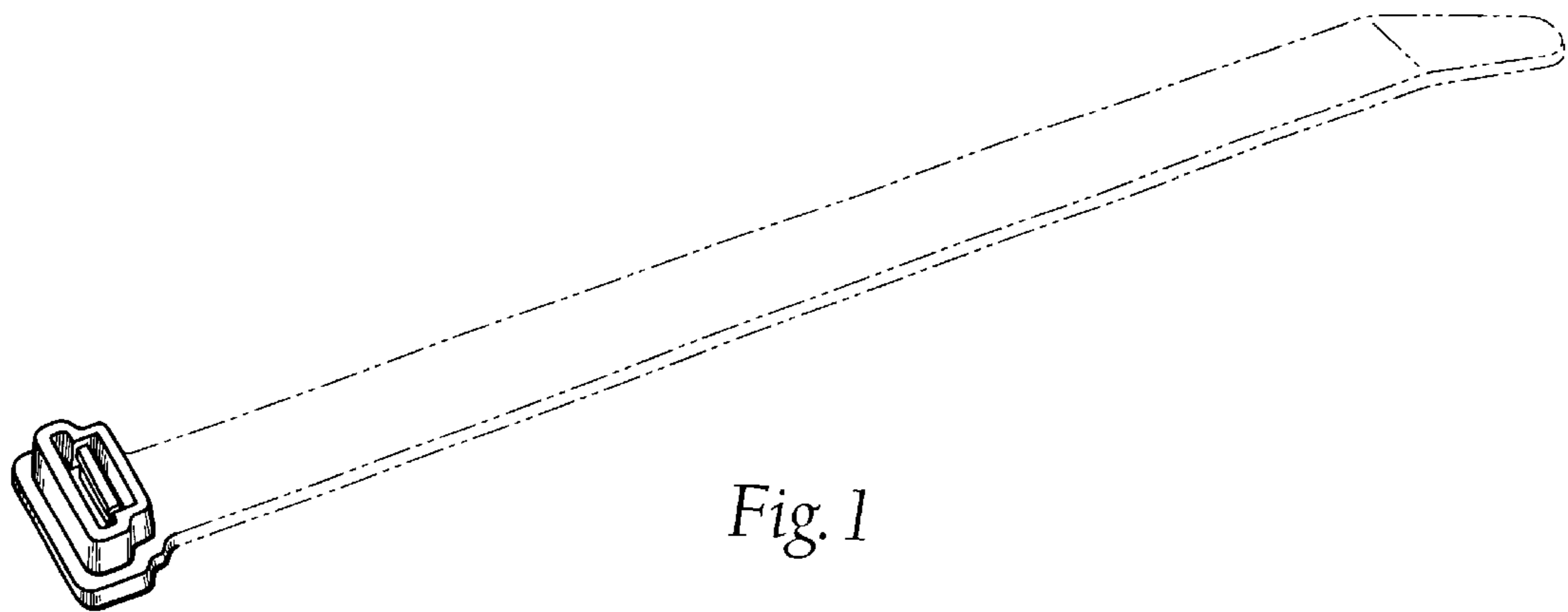


Fig. 2

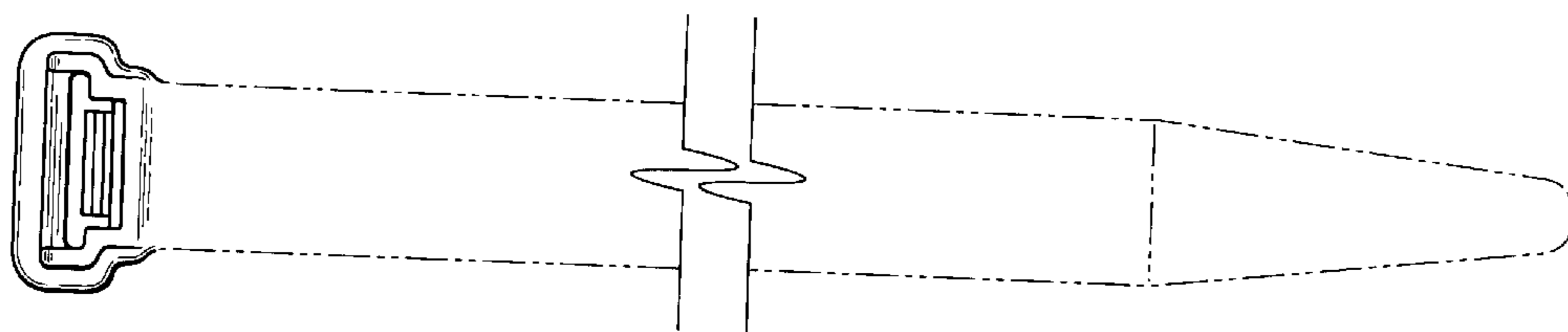


Fig. 3

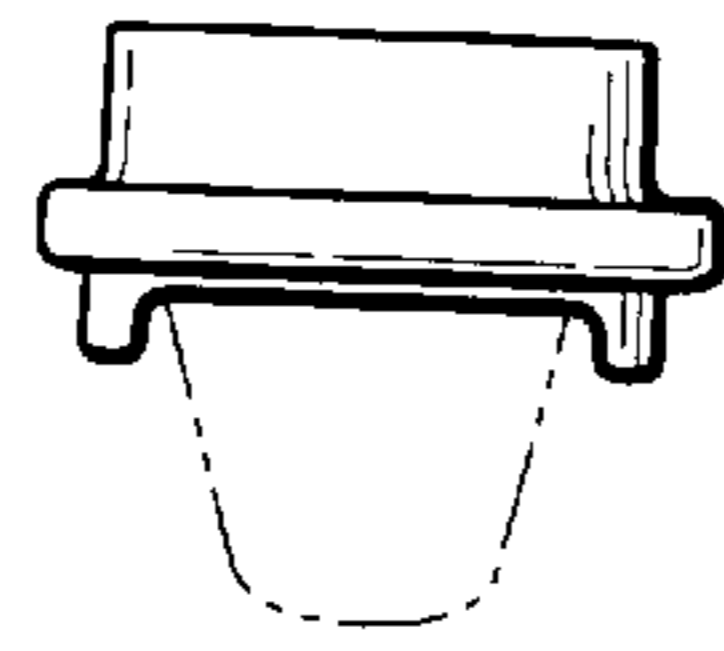


Fig. 4

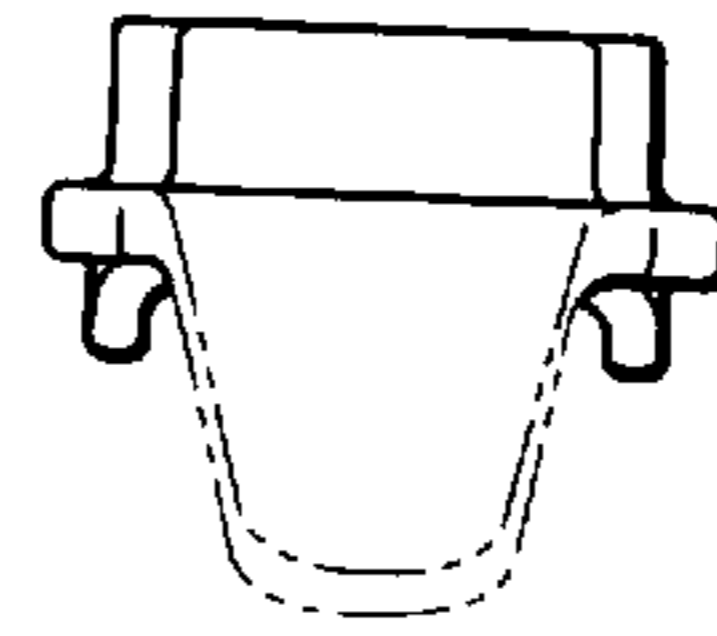


Fig. 5

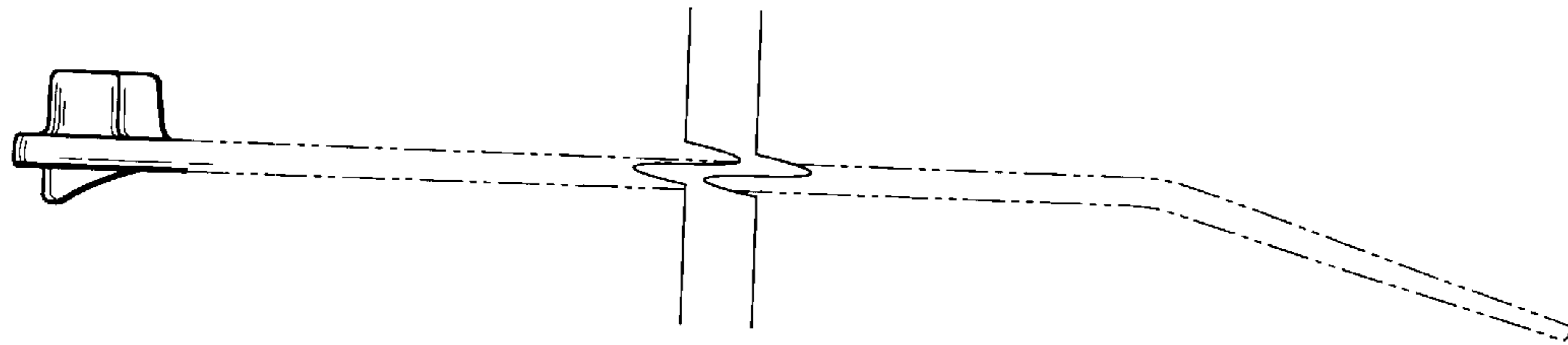


Fig. 6

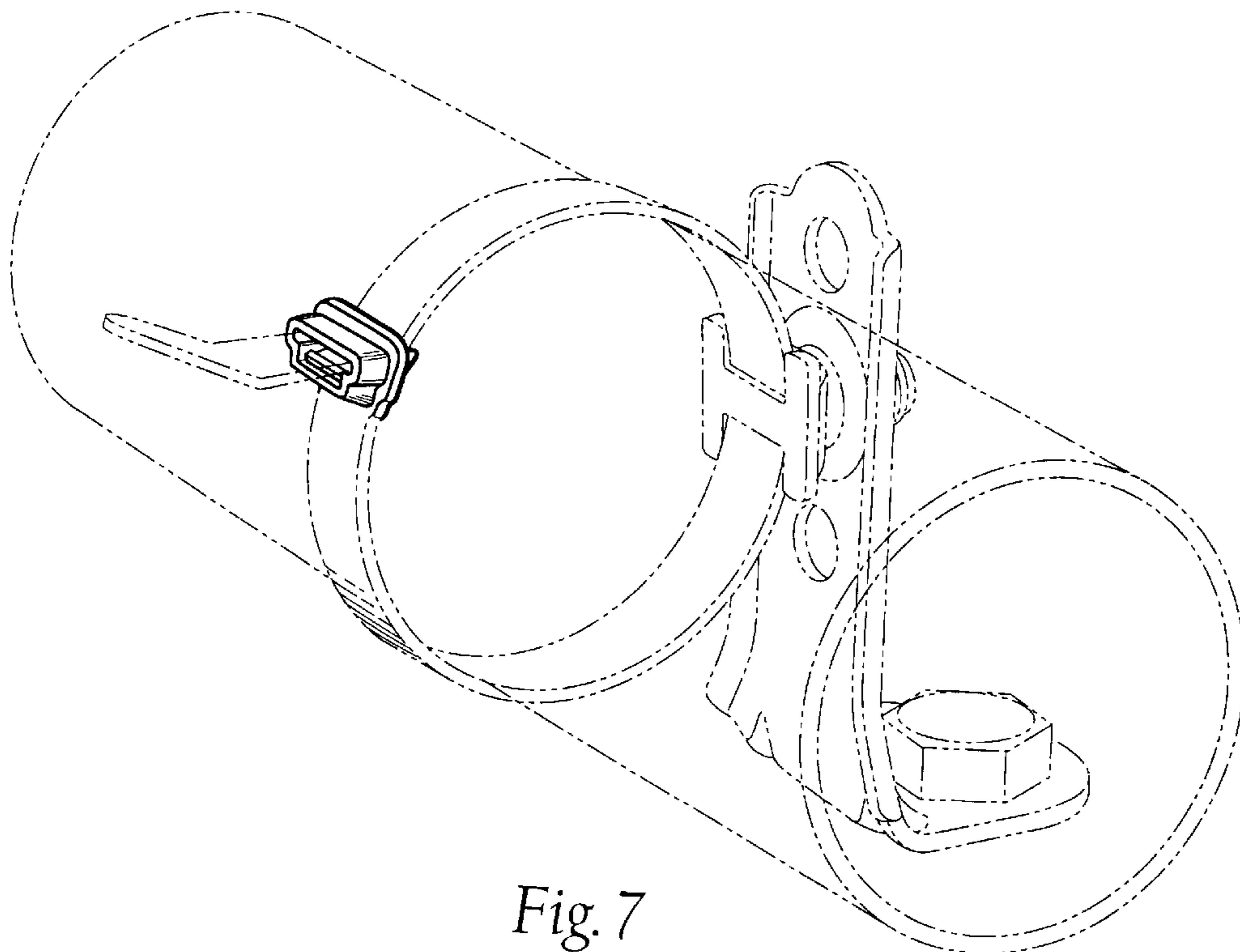


Fig. 7