



US00D541130S

(12) **United States Design Patent**
Fields

(10) **Patent No.:** **US D541,130 S**

(45) **Date of Patent:** **** Apr. 24, 2007**

(54) **KNOB**
(75) Inventor: **Betsy E. Fields**, Silverton, CO (US)
(73) Assignee: **Liberty Hardware Mfg. Corp.**,
Winston-Salem, NC (US)

D301,681 S * 6/1989 Jans D8/312
D383,371 S * 9/1997 Doughty et al. D8/310
D470,740 S * 2/2003 Fields D8/310
D471,073 S * 3/2003 Fields D8/310

(**) Term: **14 Years**

* cited by examiner

Primary Examiner—Paula A. Greene
(74) *Attorney, Agent, or Firm*—Edgar A. Zarins; Lloyd D. Doigan

(21) Appl. No.: **29/245,270**

(22) Filed: **Dec. 21, 2005**

(57) **CLAIM**

The ornamental design for a knob, as shown and described.

(51) **LOC (8) Cl.** **08-06**

(52) **U.S. Cl.** **D8/310**

(58) **Field of Classification Search** D8/300–302,
D8/305, 307, 310, 315, 316–320, 352, 353;
D23/250–254; 16/110.1, 412, 414–420, 441,
16/443, 444–446; 292/347

DESCRIPTION

See application file for complete search history.


FIG. 1 is a perspective view of a knob showing my new design;
FIG. 2 is a front elevational view thereof;
FIG. 3 is a side view thereof;
FIG. 4 is a perspective view of an alternate embodiment thereof;
FIG. 5 is a first end view thereof, the opposite end being a mirror image of the end shown;
FIG. 6 is a front elevational view thereof; and,
FIG. 7 is a first side view thereof, the opposite side being a mirror image of the side shown.

(56) **References Cited**

U.S. PATENT DOCUMENTS

D7,093 S * 1/1874 Gorman D8/310
3,229,322 A * 1/1966 Herr et al. 16/441
D204,870 S * 5/1966 Adams D8/305
D227,855 S * 7/1973 Tagner D8/310
D246,091 S * 10/1977 James D8/310

1 Claim, 2 Drawing Sheets



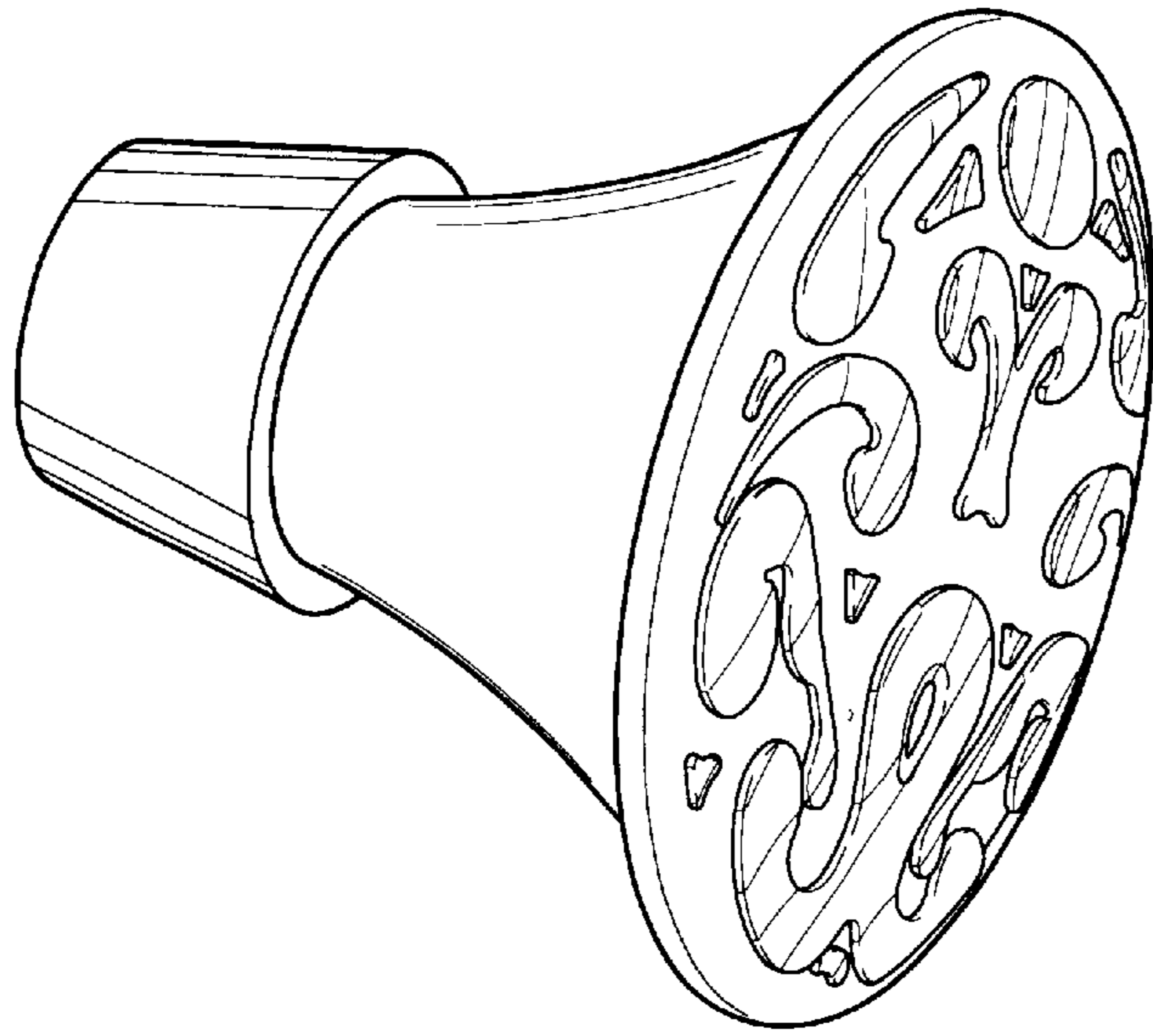


Fig-1



Fig-2

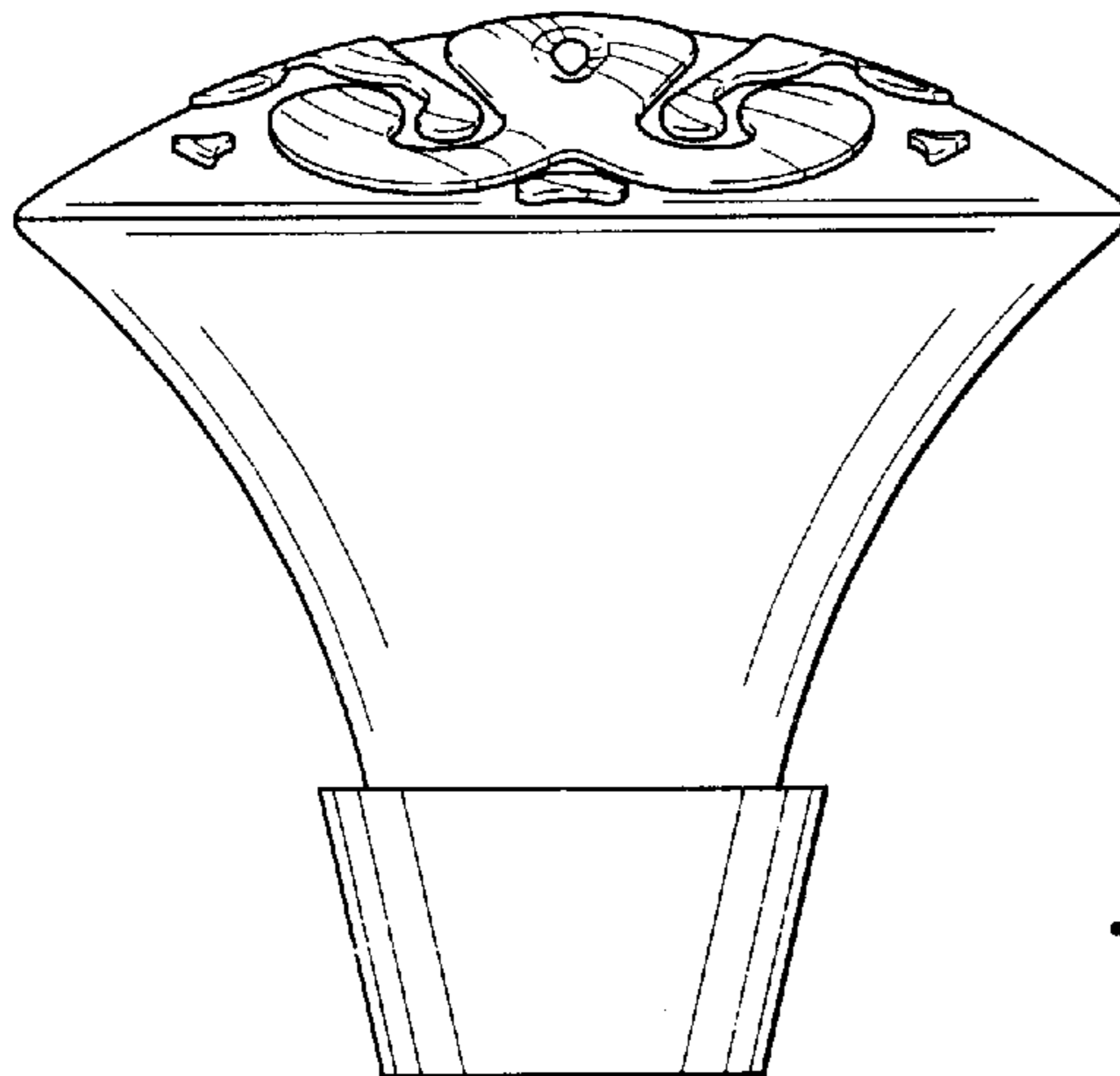


Fig-3




Fig-4

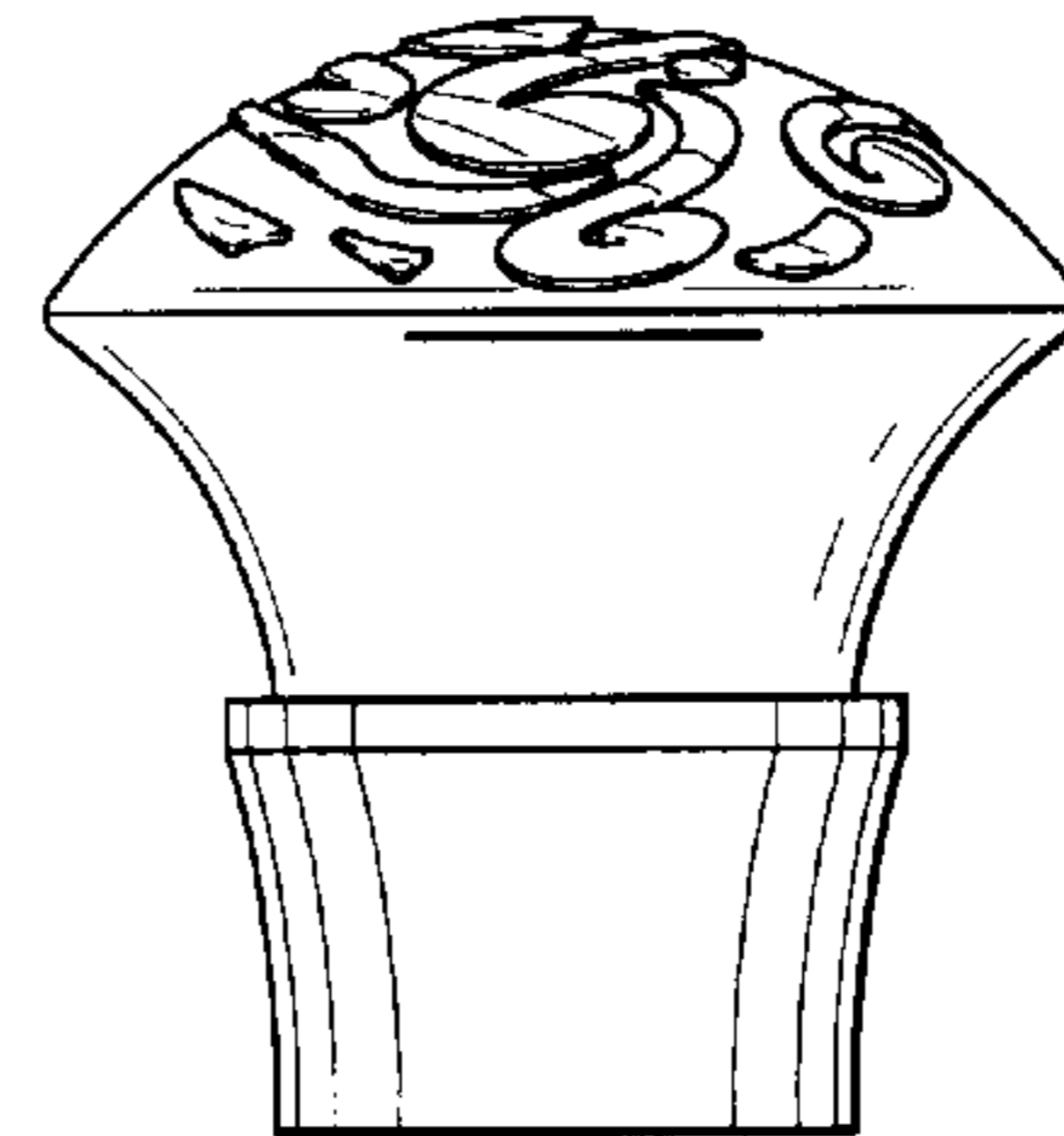


Fig-5




Fig-6




Fig-7