

US00D541128S

(12) **United States Design Patent**  
**Farland**

(10) **Patent No.:** **US D541,128 S**

(45) **Date of Patent:** **\*\* Apr. 24, 2007**

(54) **UTILITY KNIFE HANDLE**

(75) Inventor: **Richard M. Farland**, Fiskdale, MA  
(US)

(73) Assignee: **Hyde Tools, Inc.**, MA (US)

(\*\*) Term: **14 Years**

(21) Appl. No.: **29/262,319**

(22) Filed: **Jun. 29, 2006**

(51) **LOC (8) Cl.** ..... **08-03**

(52) **U.S. Cl.** ..... **D8/99**

(58) **Field of Classification Search** ..... D8/54-56,  
D8/99, 105, 107, 20, 98-100; 7/118, 119,  
7/125-135, 158, 163-166, 168; 30/151-162,  
30/135, 254, 262, 298.4, 335, 131; 81/427.5,  
81/440, 450

See application file for complete search history.

(56) **References Cited**

**U.S. PATENT DOCUMENTS**

D371,289 S	*	7/1996	Huang	.....	D8/107
5,878,500 A	*	3/1999	Emerson	.....	30/158
5,983,506 A	*	11/1999	Glesser	.....	30/340
D419,852 S	*	2/2000	Cheng	.....	D8/107
D461,387 S	*	8/2002	Glesser	.....	D8/99
D488,697 S	*	4/2004	Rae	.....	D8/99
D495,939 S	*	9/2004	Ping	.....	D8/99
D497,531 S	*	10/2004	Carter, III	.....	D8/99
D508,194 S	*	8/2005	Carter, III	.....	D8/99

2002/0124412 A1	*	9/2002	Votolato	.....	30/200
2005/0097755 A1	*	5/2005	Galyean et al.	.....	30/161
2005/0262701 A1	*	12/2005	Lai	.....	30/161

\* cited by examiner

*Primary Examiner*—Alan P. Douglas

*Assistant Examiner*—Barbara Fox

(74) *Attorney, Agent, or Firm*—Lackebach Siegel LLP

(57) **CLAIM**

The ornamental design for the utility knife handle, as shown and described.

**DESCRIPTION**

FIG. 1 is a left side elevational view of the utility knife handle;

FIG. 2 is a top plan view of the utility knife handle of FIG. 1;

FIG. 3 is a distal end view of the utility knife handle of FIG. 1;

FIG. 4 is a proximate end view of the utility knife handle of FIG. 1;

FIG. 5 is a right side view of the utility knife handle of FIG. 1; and,

FIG. 6 is a bottom plan view of the utility knife handle of FIG. 1.

The broken line showing of the utility knife handle is included for the purpose of illustrating portions of the utility knife handle and forms no part of the claimed design.

**1 Claim, 3 Drawing Sheets**

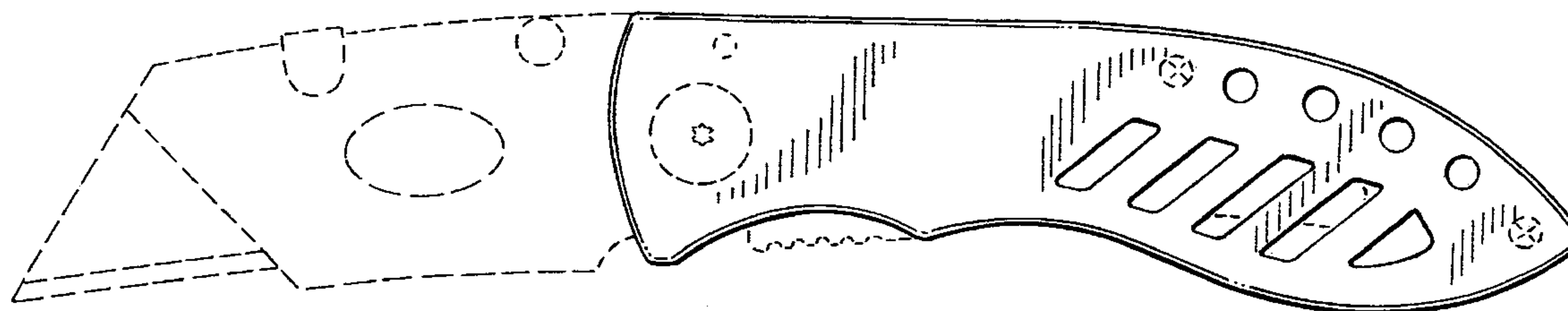


FIG.1

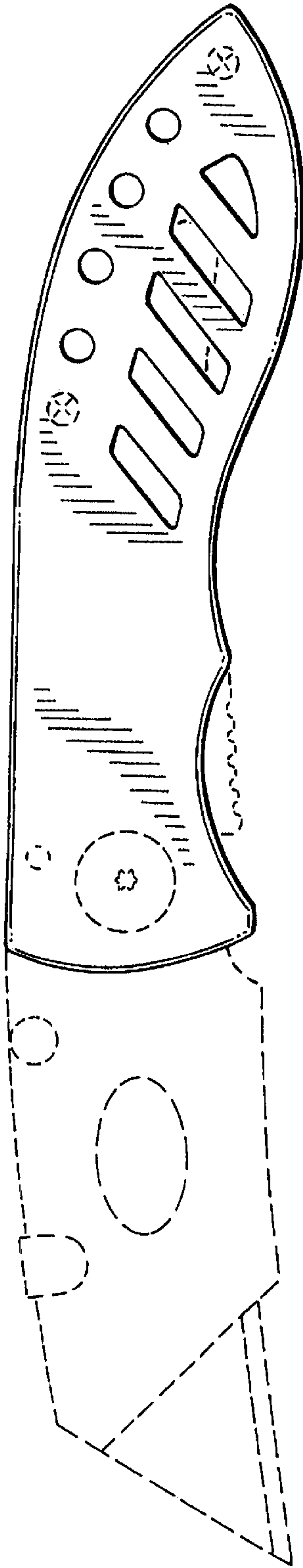
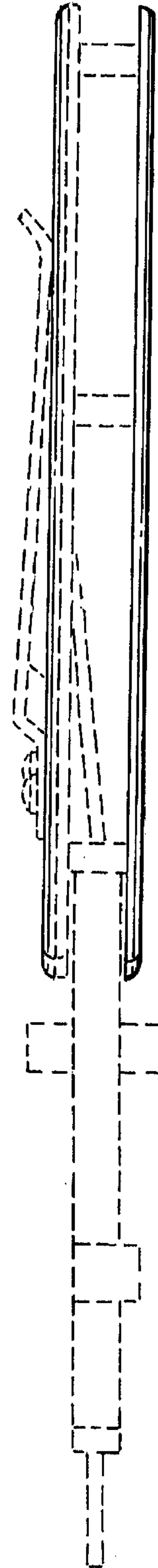


FIG.2



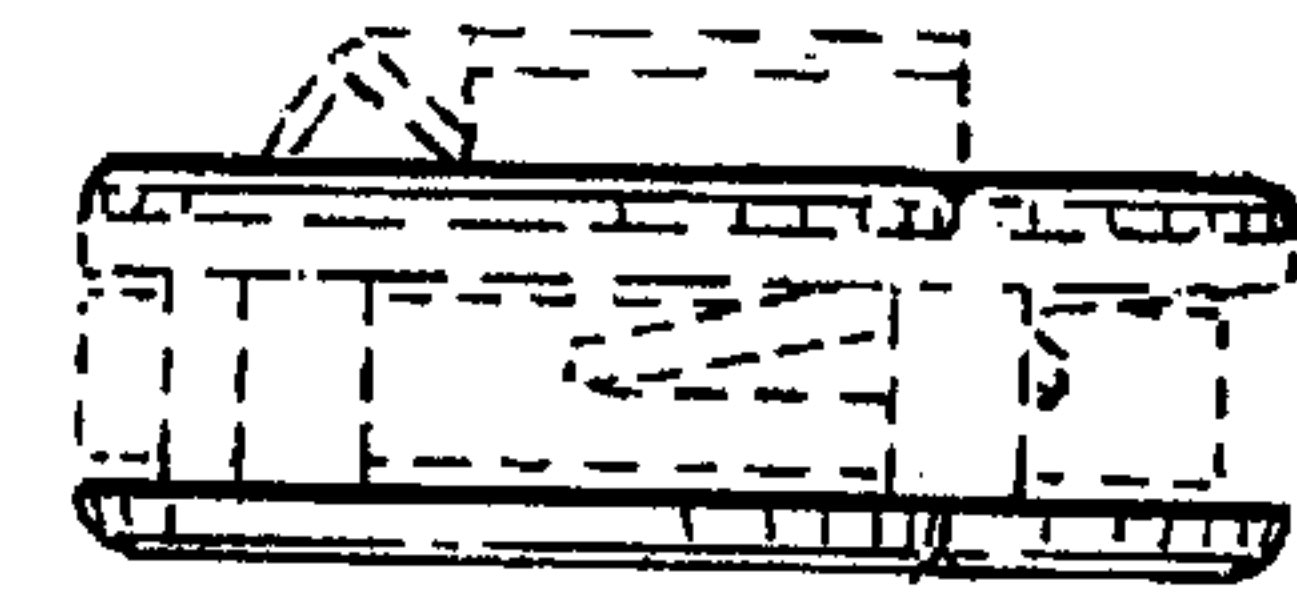


FIG. 3




FIG. 4

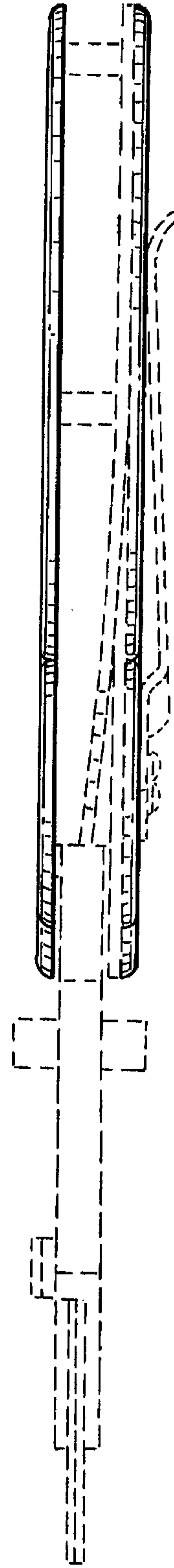


FIG. 6

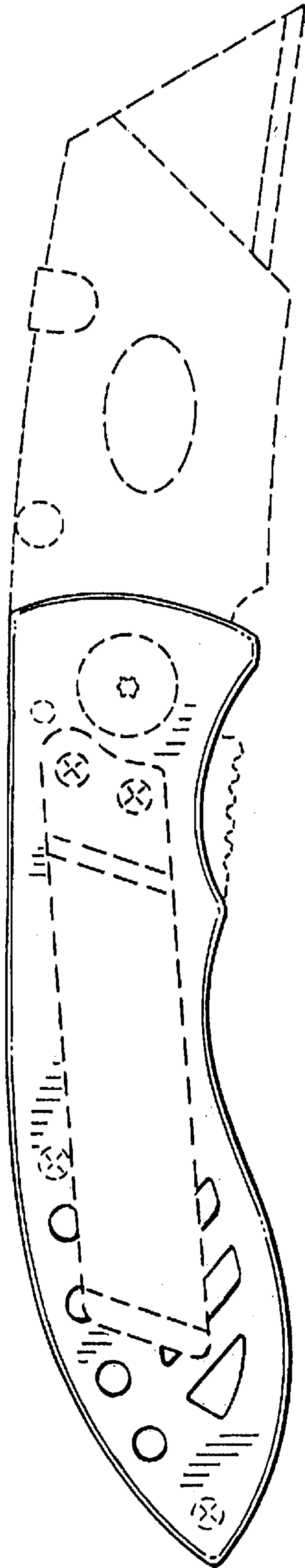


FIG.5