



US00D541119S

(12) **United States Design Patent**
Jost et al.

(10) **Patent No.:** **US D541,119 S**

(45) **Date of Patent:** **** Apr. 24, 2007**

(54) **COMBINED FORK AND RAKE**

(75) Inventors: **Helmut Jost**, Büllingen (BE); **Ernst Jost**, Büllingen (BE)

(73) Assignee: **Franz Jost AG**, Bullingen (BE)

(**) Term: **14 Years**

(21) Appl. No.: **29/202,910**

(22) Filed: **Apr. 7, 2004**

(51) **LOC (8) Cl.** **08-01**

(52) **U.S. Cl.** **D8/13**

(58) **Field of Classification Search** D8/13;
56/400.01, 400.04, 400.17, 400.21

See application file for complete search history.

(56) **References Cited**

U.S. PATENT DOCUMENTS

2,315,021 A * 3/1943 Schmidt et al. 56/400.17
D263,367 S * 3/1982 Fodor et al. D8/13
D298,725 S * 11/1988 Sunila et al. D8/13

D298,907 S * 12/1988 Bonnes D8/13
D350,052 S * 8/1994 Sun D8/13
D369,073 S * 4/1996 Sun D8/13
D409,460 S * 5/1999 Robinson D8/13
D442,039 S * 5/2001 Yeh D8/13
D456,676 S * 5/2002 Sunila et al. D8/13
D465,705 S * 11/2002 Hinden D8/13

* cited by examiner

Primary Examiner—Holly H. Baynham

(74) *Attorney, Agent, or Firm*—Boyle, Fredrickson, Newholm, Stein & Gratz, S.C.

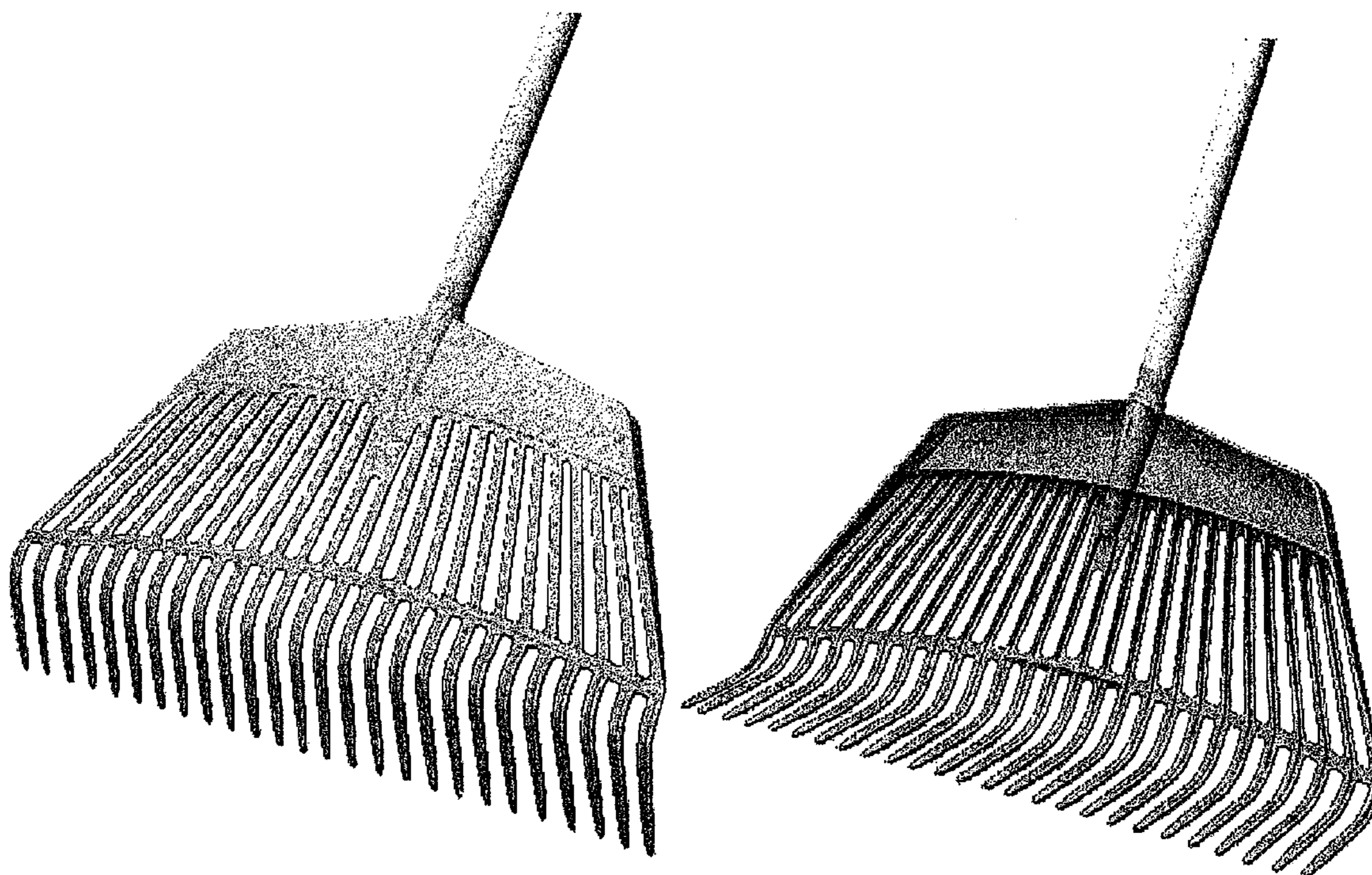
(57) **CLAIM**

The ornamental design for a combined fork and rake, as shown and described.

DESCRIPTION

FIG. 1 is a front perspective view of a combined fork and rake according to the design; and, FIG. 2 is a rear perspective view of the combined fork and rake shown in FIG. 1.

1 Claim, 2 Drawing Sheets






FIG. 1




FIG. 2