



US00D541118S

(12) **United States Design Patent**
Clark

(10) **Patent No.:** **US D541,118 S**

(45) **Date of Patent:** **** Apr. 24, 2007**

(54) **TREE LIMB SEPARATOR**

(76) Inventor: **Patrick N. Clark**, 1921 Wilshire Dr.
NE., Rochester, MN (US) 55906

(**) Term: **14 Years**

(21) Appl. No.: **29/237,296**

(22) Filed: **Aug. 29, 2005**

(51) **LOC (8) Cl.** **08-01**

(52) **U.S. Cl.** **D8/1**

(58) **Field of Classification Search** D8/1,
D8/14; 47/43, 22, 42, 47
See application file for complete search history.

(56) **References Cited**

U.S. PATENT DOCUMENTS

1,389,932	A	*	9/1921	Bosmajian	47/42
3,040,477	A	*	6/1962	June	47/42
3,729,906	A	*	5/1973	Coblentz	56/1
4,377,053	A		3/1983	Roark et al.		
4,649,665	A		3/1987	McBride		
4,671,260	A	*	6/1987	Buckner	606/204.15
4,918,860	A		4/1990	Breadner		
5,301,464	A		4/1994	LaVanway et al.		

D388,667	S	*	1/1998	Bickel et al.	D8/1
D388,846	S	*	1/1998	Burghoffer	D21/662
D397,173	S	*	8/1998	Edell	D21/662
5,919,116	A	*	7/1999	Edell	482/11
6,282,836	B1		9/2001	Goode et al.		
6,296,288	B1	*	10/2001	Khachaturian	294/81.1
6,604,320	B1		8/2003	Hsia		

* cited by examiner

Primary Examiner—Philip S. Hyder

(74) *Attorney, Agent, or Firm*—Dale J. Ream

(57) **CLAIM**

The ornamental design for a tree limb separator, as shown and described.

DESCRIPTION

FIG. 1 is a perspective view of a tree limb separator showing my new design;
FIG. 2 is a right side view thereof;
FIG. 3 is a front view thereof;
FIG. 4 is a left side view thereof;
FIG. 5 is a back view thereof;
FIG. 6 is a top view thereof; and,
FIG. 7 is a bottom view thereof.

1 Claim, 1 Drawing Sheet

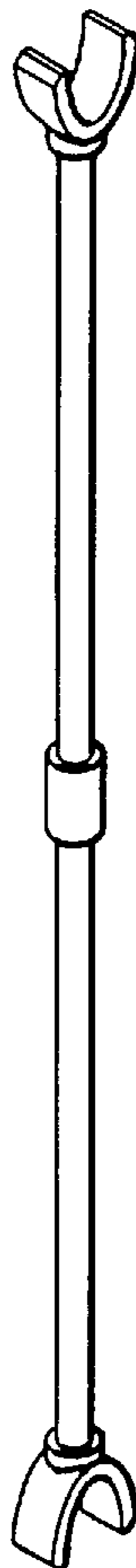


 FIG. 6

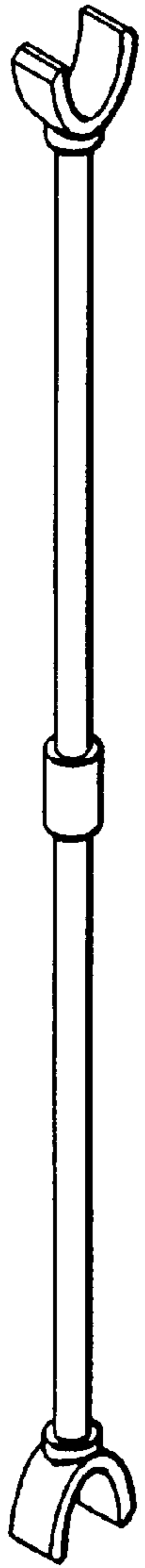


FIG. 1



FIG. 2

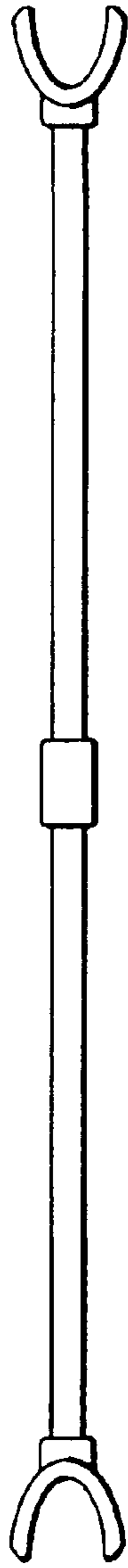


FIG. 3



FIG. 4

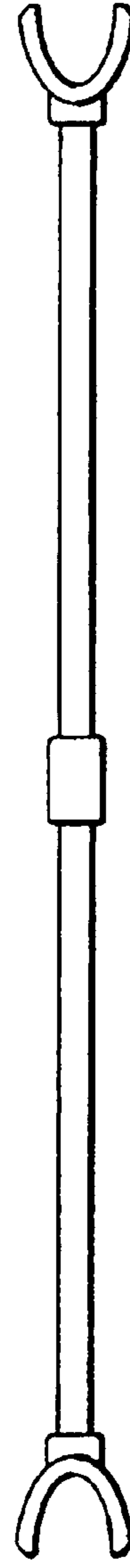


FIG. 5

 FIG. 7