

US00D541115S

(12) **United States Design Patent**
Repp et al.

(10) **Patent No.:** **US D541,115 S**

(45) **Date of Patent:** **** Apr. 24, 2007**

(54) **GRILL MITT**

(76) Inventors: **Timothy Corcoran Repp**, 131 Center Hill Rd., Pleasant Valley, CT (US) 06063; **Thomas Bernard Murphy**, 4924 Woodland Pk Blvd., Arlington, TX (US) 76013

(**) **Term:** **14 Years**

(21) **Appl. No.:** **29/252,330**

(22) **Filed:** **Jan. 23, 2006**

(51) **LOC (8) Cl.** **07-06**

(52) **U.S. Cl.** **D7/686; D7/692; D29/118; D29/119**

(58) **Field of Classification Search** D7/686-692; D29/118, 119; 2/16, 161.6; 15/227; 294/3, 294/7, 8, 8.5, 10, 99.1, 99.2, 118, 119
See application file for complete search history.

(56) **References Cited**

U.S. PATENT DOCUMENTS

1,990,553	A	*	2/1935	Hirsch et al.	15/227
2,031,183	A	*	2/1936	Sonnenburg	294/7
3,181,198	A	*	5/1965	Stelzen	D7/686
3,236,553	A	*	2/1966	Shrier	2/161.8
4,683,592	A	*	8/1987	Strongwater	2/16

D392,851	S	*	3/1998	Zeller	D7/692
5,878,438	A	*	3/1999	Ragsdale	2/161.6
6,532,597	B2		3/2003	Bignon et al.		
D477,690	S	*	7/2003	Howell et al.	D29/118

OTHER PUBLICATIONS

Dexas Silicone Oven Mitts, seven photographs.

* cited by examiner

Primary Examiner—Terry A. Wallace

(74) *Attorney, Agent, or Firm*—Daniel V. Thompson

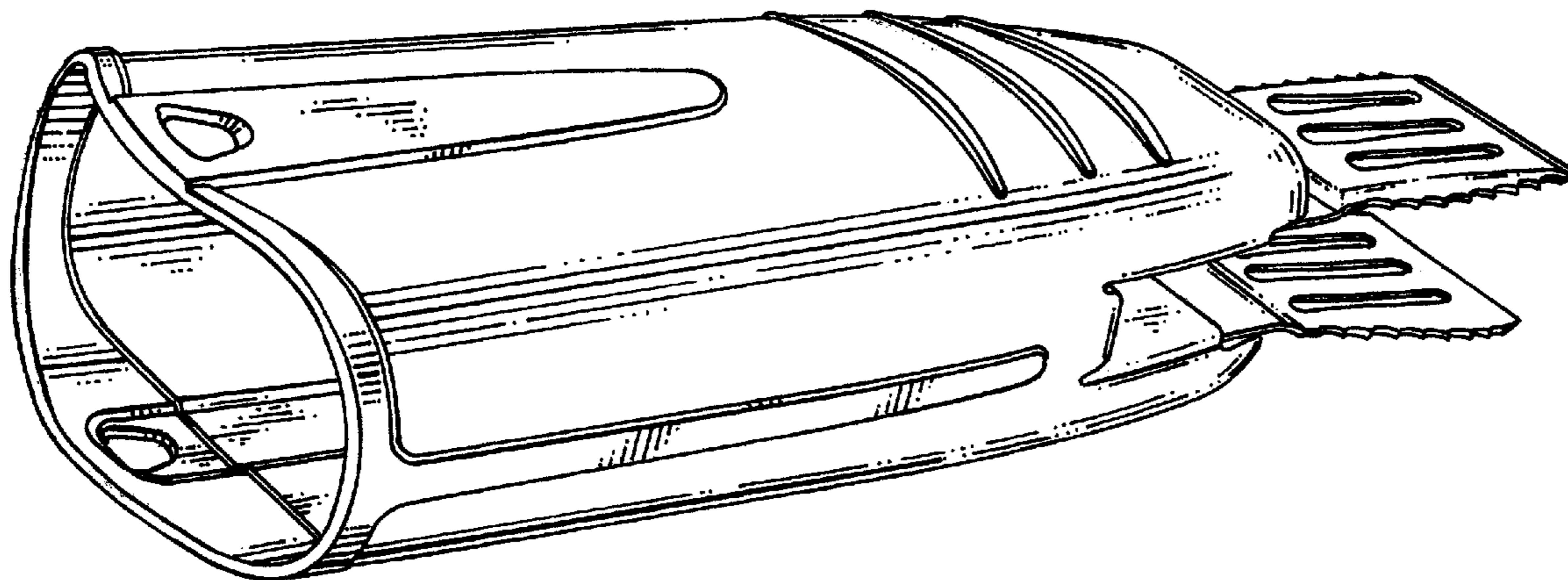
(57) **CLAIM**

The ornamental design for a “grill mitt,” as shown and described.

DESCRIPTION

FIG. 1 is a perspective view;
FIG. 2 is an end view;
FIG. 3 is an end view similar to FIG. 2 except rotated 180 degrees;
FIG. 4 is a side view;
FIG. 5 is a side view similar to FIG. 4 except rotated 180 degrees;
FIG. 6 is a top view; and,
FIG. 7 is a bottom view.

1 Claim, 5 Drawing Sheets






FIG. 1




FIG. 2




FIG. 3

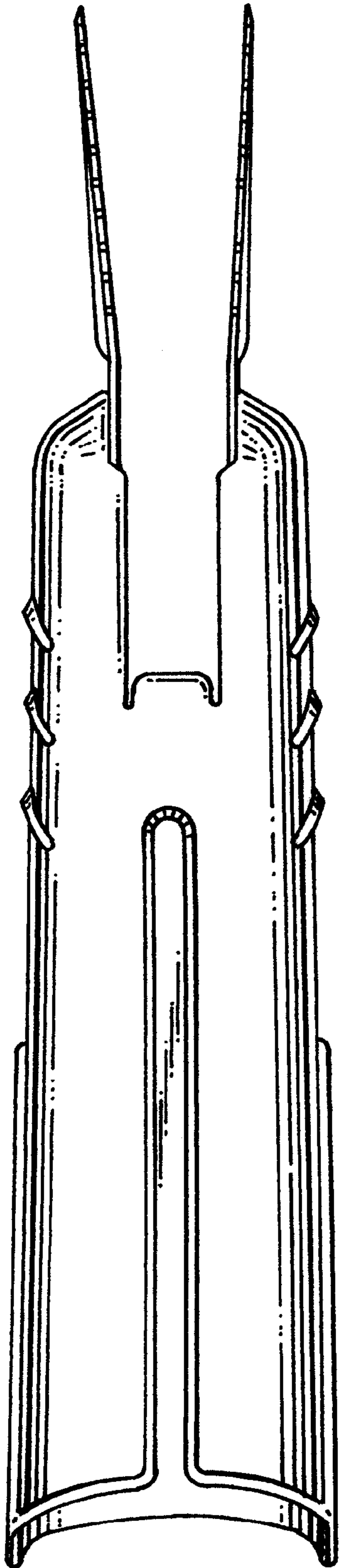


FIG. 4

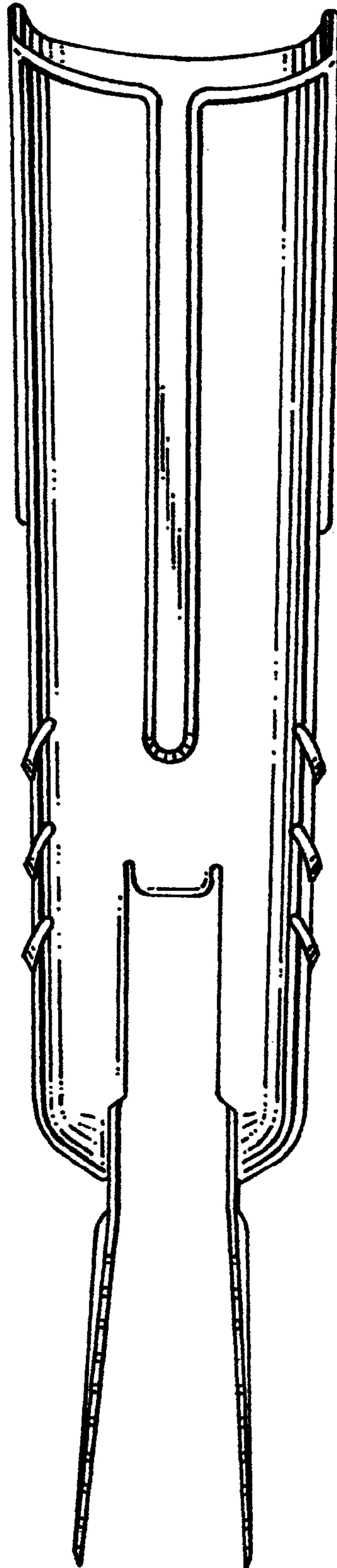


FIG. 5

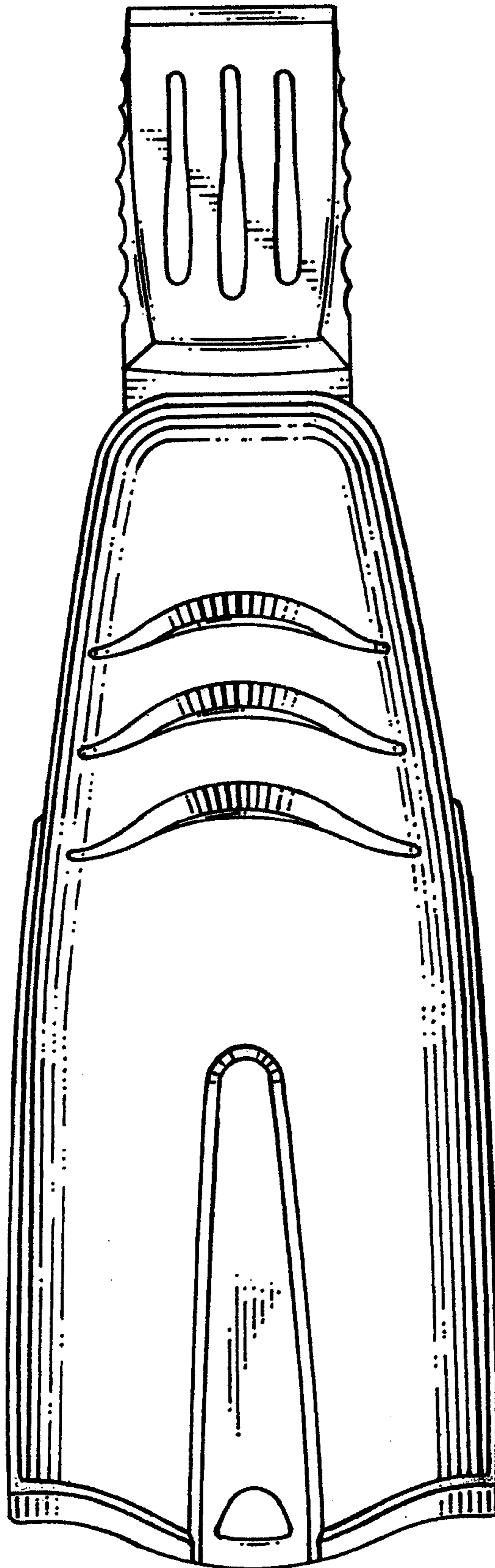


FIG. 6

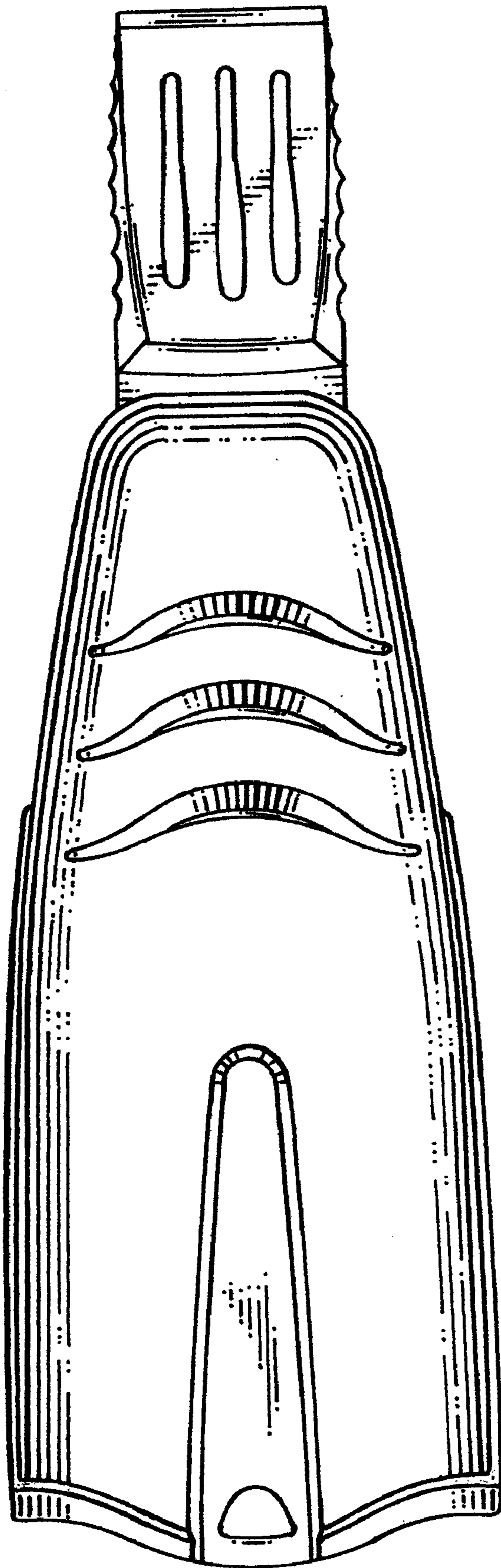


FIG. 7