

US00D541114S

(12) **United States Design Patent**
West et al.

(10) **Patent No.:** **US D541,114 S**

(45) **Date of Patent:** **** Apr. 24, 2007**

(54) **SKEWER**

(76) Inventors: **Randal Joe West**, 14456 W. 3rd,
Rocky Ridge, OH (US) 43458; **Neil**
Harrison Rutledge, 504 Main St.,
Genoa, OH (US) 43430

(**) Term: **14 Years**

(21) Appl. No.: **29/261,757**

(22) Filed: **Jun. 21, 2006**

(51) **LOC (8) Cl.** **07-06**

(52) **U.S. Cl.** **D7/684**

(58) **Field of Classification Search** D7/683,
D7/684, 393, 395; 30/123, 142, 322, 323;
99/419, 421 A, 441, 421 H; 294/1.1, 5, 26,
294/50, 55.5, 61

See application file for complete search history.

(56) **References Cited**

U.S. PATENT DOCUMENTS

D178,495 S * 8/1956 Cohen D7/684

D192,256 S * 2/1962 Ackerson D7/686
D411,084 S 6/1999 Roychowdhury
6,012,749 A * 1/2000 Farber et al. 294/5
D474,646 S 5/2003 Zemel
D513,573 S 1/2006 Settele

* cited by examiner

Primary Examiner—Terry A. Wallace

(57) **CLAIM**

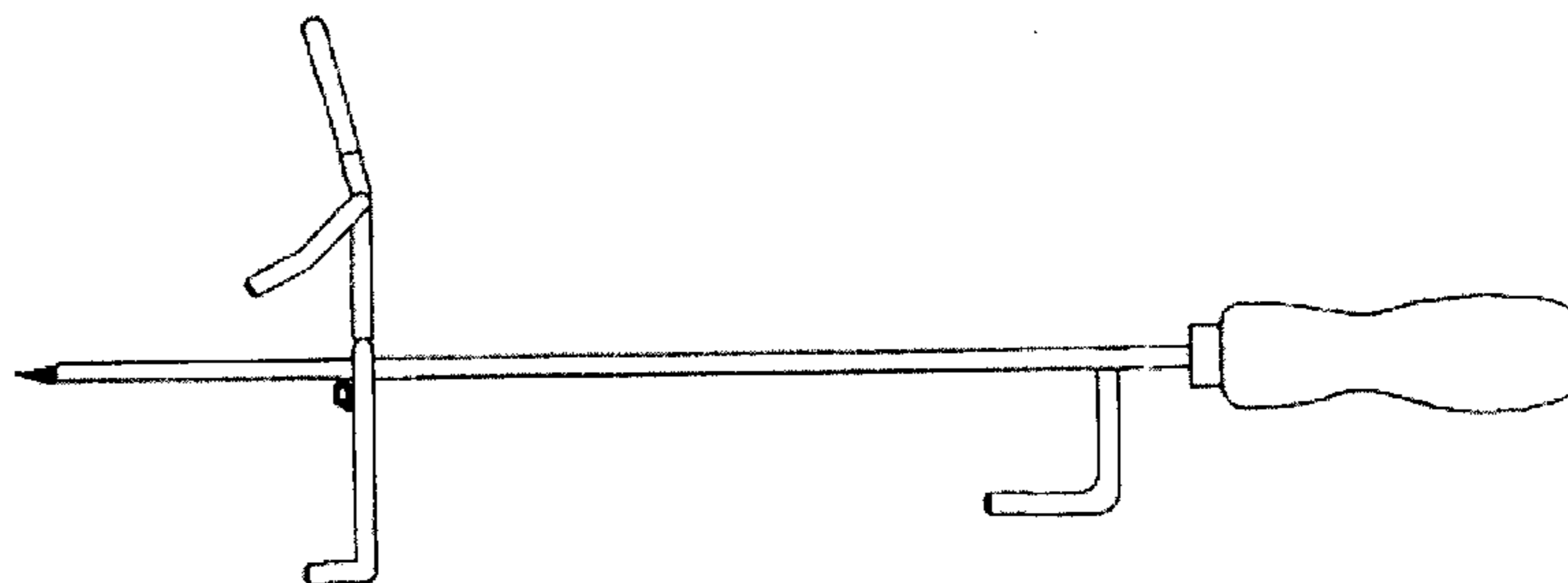
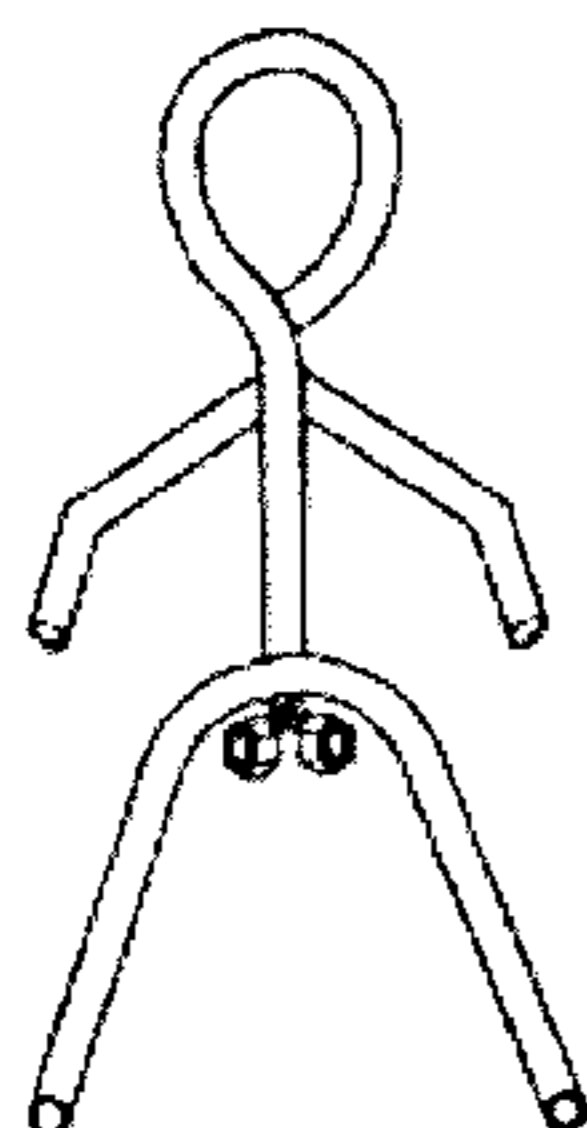
The ornamental design for a skewer, as shown.

DESCRIPTION

FIG. 1 is a frontal elevation view of a skewer showing the new design; and,

FIG. 2 is a side elevation view of the skewer.

1 Claim, 1 Drawing Sheet



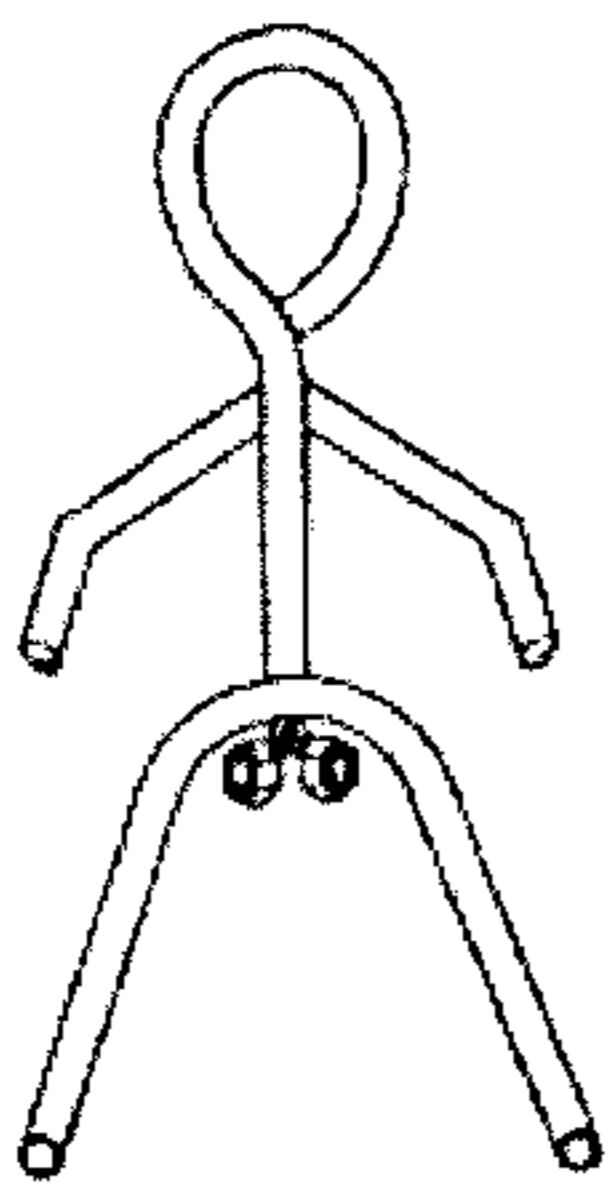


Figure 1

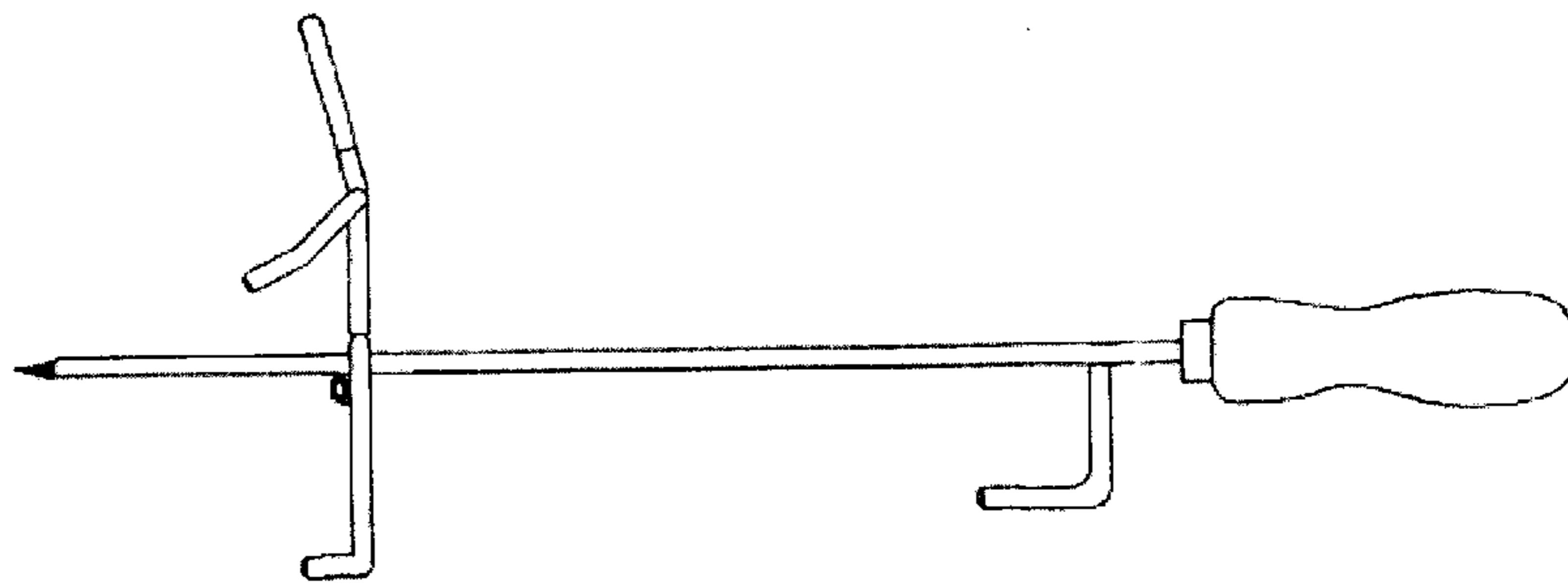


Figure 2