



US00D541112S

(12) **United States Design Patent**
Bodum

(10) **Patent No.:** **US D541,112 S**

(45) **Date of Patent:** **** Apr. 24, 2007**

(54) **SPOON**

(75) Inventor: **Jørgen Bodum**, St. Niklausen (CH)

(73) Assignee: **Pi-Design AG**, Triengen (CH)

(**) Term: **14 Years**

(21) Appl. No.: **29/245,794**

(22) Filed: **Dec. 29, 2005**

(30) **Foreign Application Priority Data**

Jun. 30, 2005 (DK) DA 2005 00190

(51) **LOC (8) Cl.** **07-03**

(52) **U.S. Cl.** **D7/653**

(58) **Field of Classification Search** D7/368,
D7/401.2, 642-664, 688-692, 669, 675, 676,
D7/683; 30/137, 141, 142, 340, 147-150,
30/322-329, 342-345; 416/70 R
See application file for complete search history.

(56) **References Cited**

U.S. PATENT DOCUMENTS

- D263,442 S * 3/1982 Morin D7/645
- D268,244 S * 3/1983 Morin D7/691
- 4,538,631 A * 9/1985 Prince 132/308
- 4,638,521 A * 1/1987 Potente et al. 15/117
- D312,872 S * 12/1990 Mahl D24/112
- 5,186,373 A * 2/1993 Taylor 224/183
- D345,605 S * 3/1994 Garrow D24/133
- D400,357 S * 11/1998 Crosson D4/111
- 5,839,197 A * 11/1998 Durst 30/353
- D404,129 S * 1/1999 Wieder et al. D24/146
- D409,880 S * 5/1999 Bergkvist et al. D7/653

- D496,232 S * 9/2004 Kaposi et al. D7/688
- D523,299 S * 6/2006 Johnson D7/653

* cited by examiner

Primary Examiner—Cathron C. Brooks

Assistant Examiner—Ricky Pham

(74) *Attorney, Agent, or Firm*—Cowan, Liebowitz & Latman, P.C.

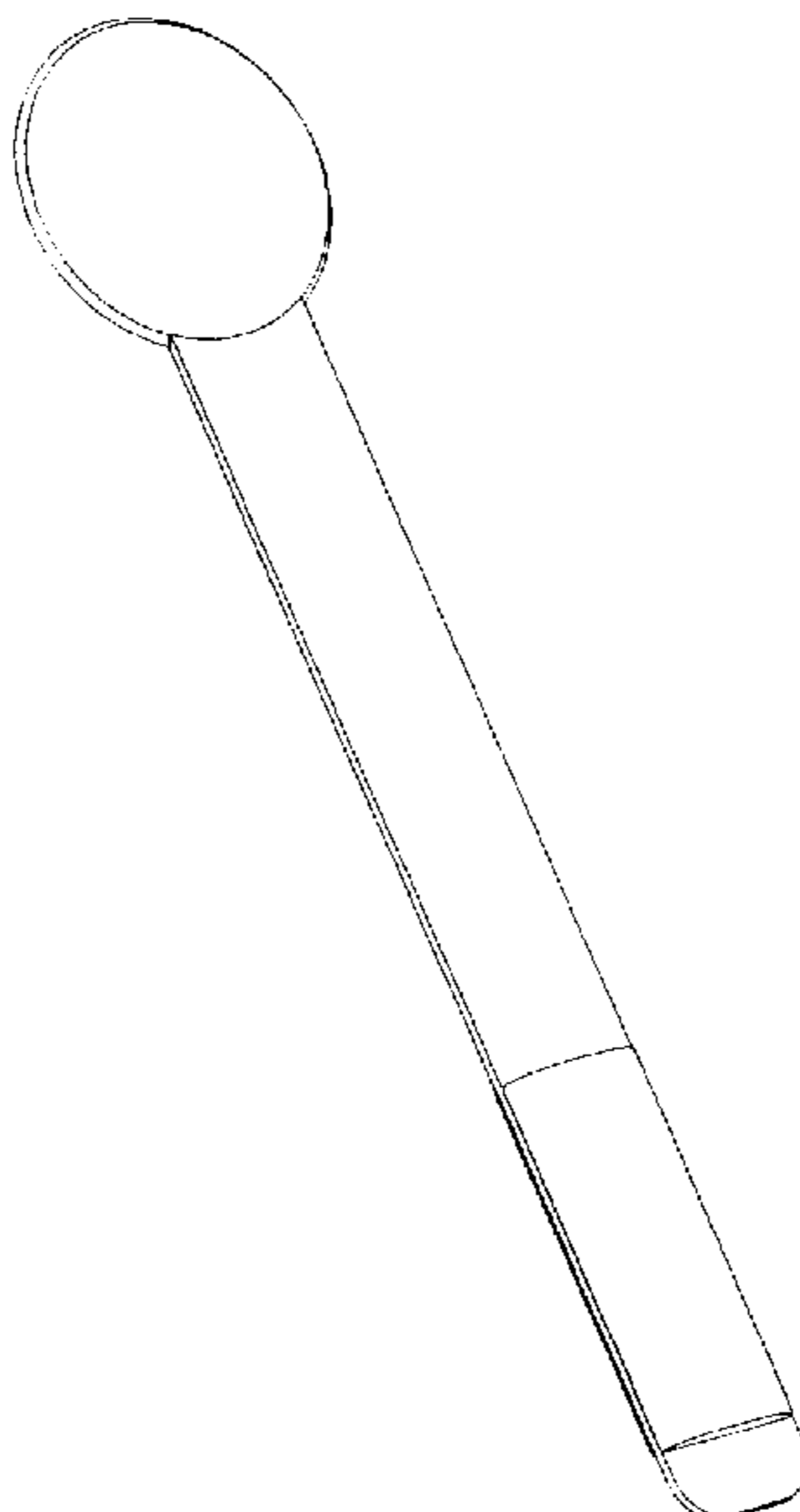
(57) **CLAIM**

The ornamental design for a spoon, as shown and described.

DESCRIPTION

FIG. 1 is a perspective view of the spoon showing a first embodiment of my design thereof;
 FIG. 2 is a front view of the spoon in FIG. 1;
 FIG. 3 is a rear view of the spoon in FIG. 1;
 FIG. 4 is a left side view of the spoon in FIG. 1;
 FIG. 5 is a right side view of the spoon in FIG. 1;
 FIG. 6 is a top view of the spoon in FIG. 1;
 FIG. 7 is a bottom view of the spoon in FIG. 1;
 FIG. 8 is a cross-sectional view taken through line 8—8 of FIG. 2;
 FIG. 9 is a perspective view of the spoon showing a second embodiment of my design thereof;
 FIG. 10 is a front view of the spoon in FIG. 9;
 FIG. 11 is a rear view of the spoon in FIG. 9;
 FIG. 12 is a left side view of the spoon in FIG. 9;
 FIG. 13 is a right side view of the spoon in FIG. 9;
 FIG. 14 is a top view of the spoon in FIG. 9;
 FIG. 15 is a bottom view of the spoon in FIG. 9; and,
 FIG. 16 is a cross-sectional view taken through line 16—16 of FIG. 10.

1 Claim, 16 Drawing Sheets



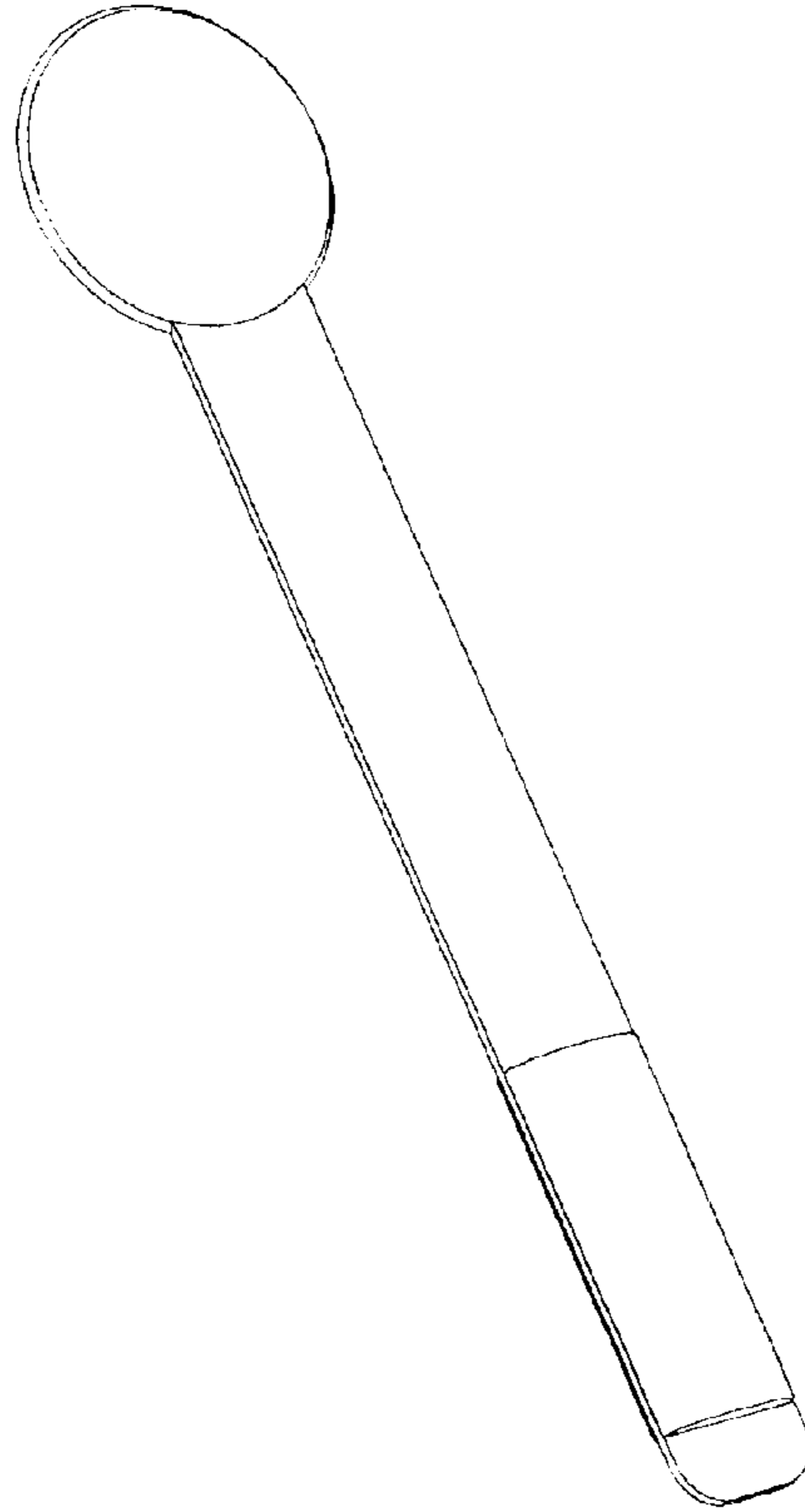


FIG. 1

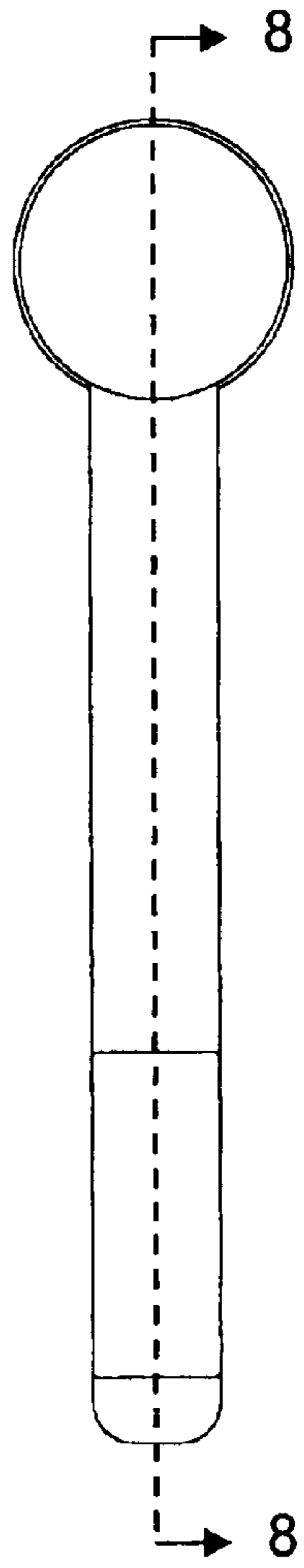


FIG. 2

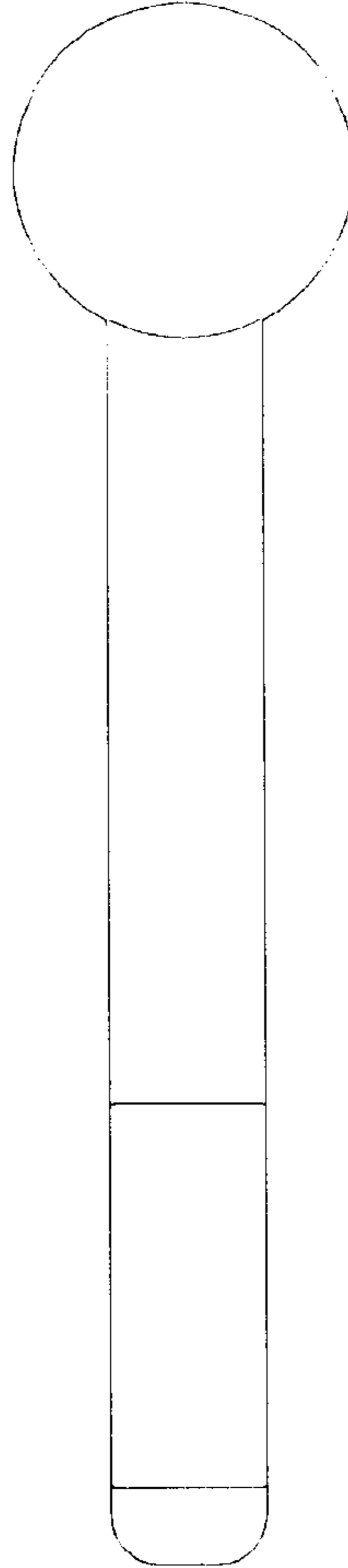


FIG. 3

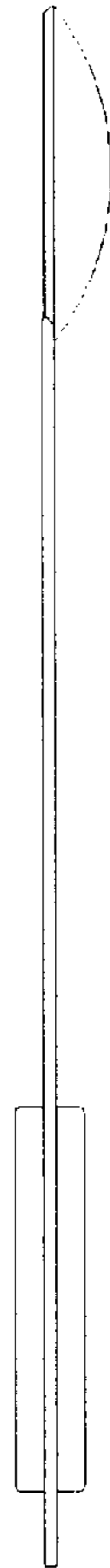


FIG. 4




FIG. 5

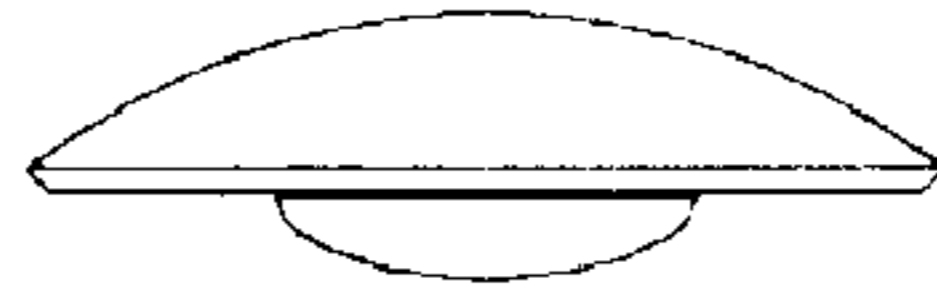


FIG. 6

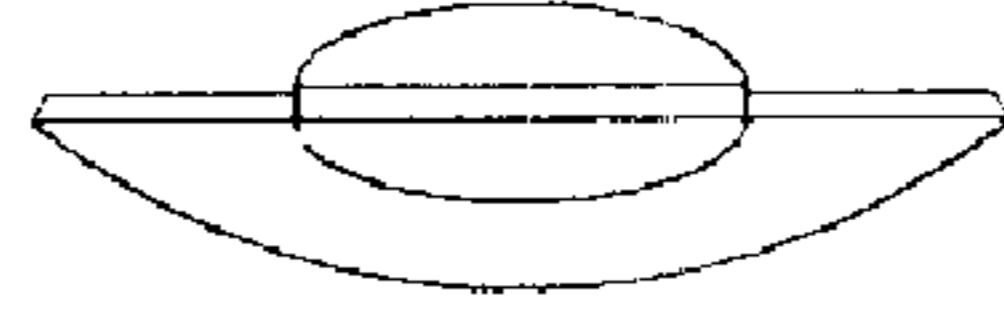


FIG. 7

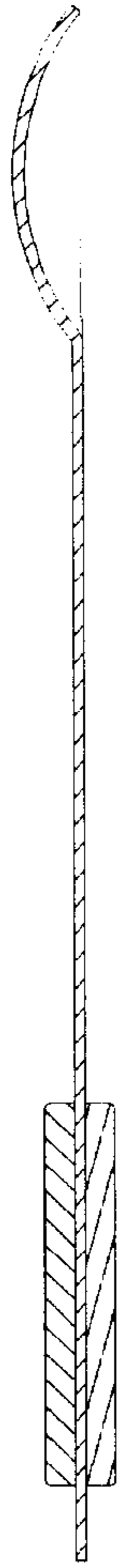


FIG. 8

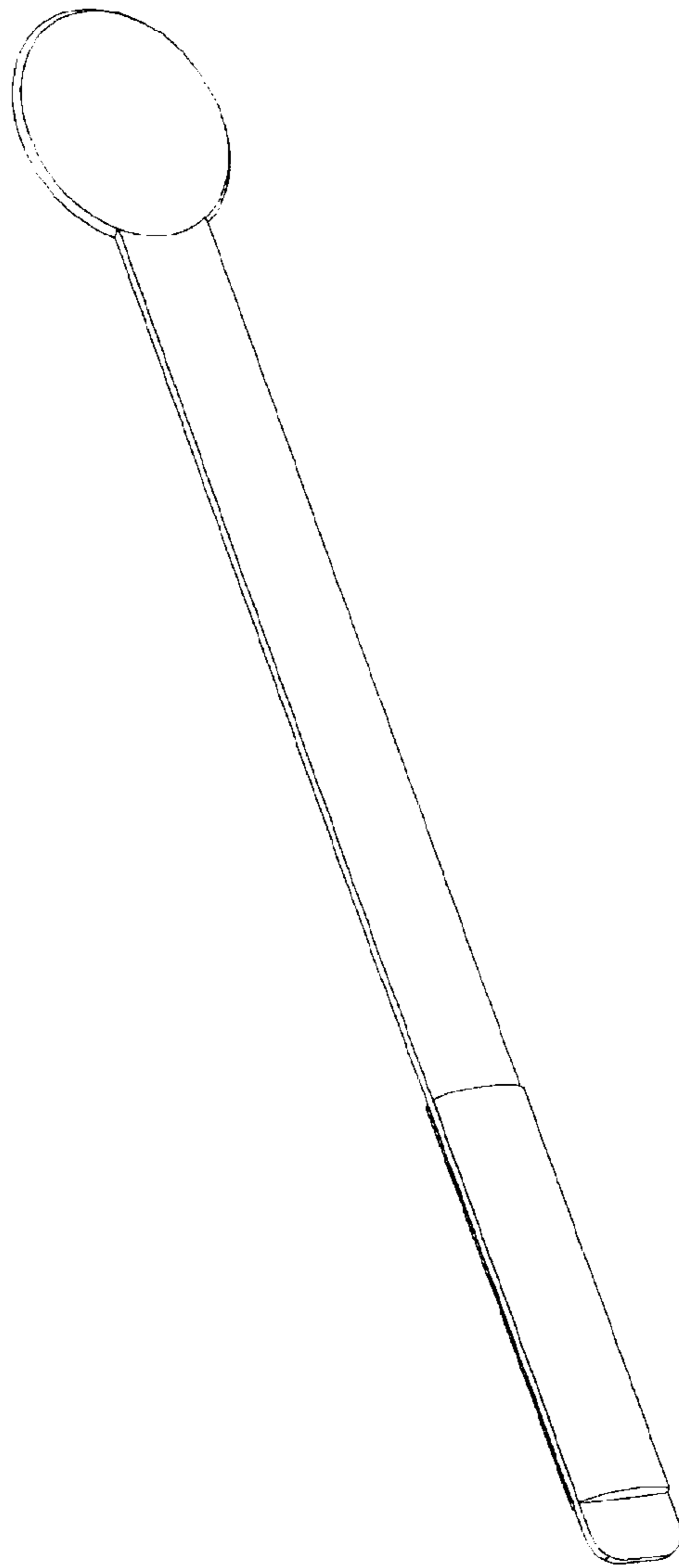


FIG. 9

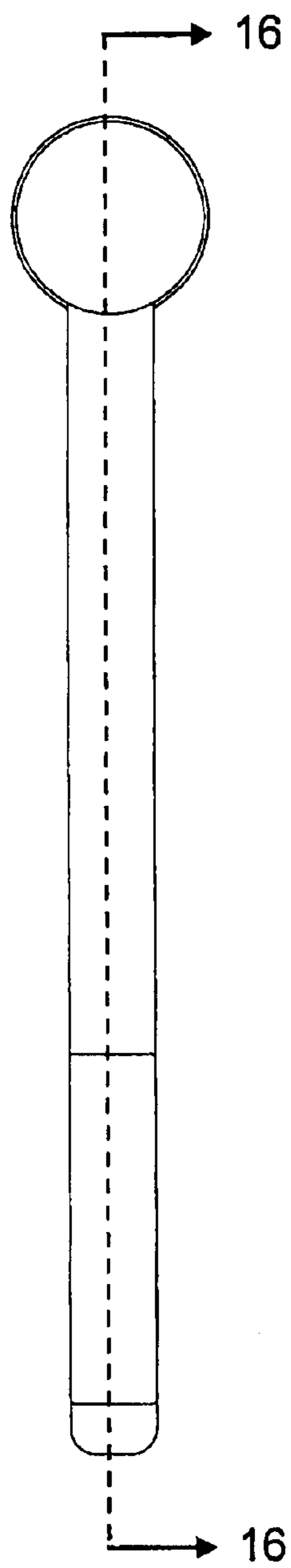


FIG. 10




FIG. 11

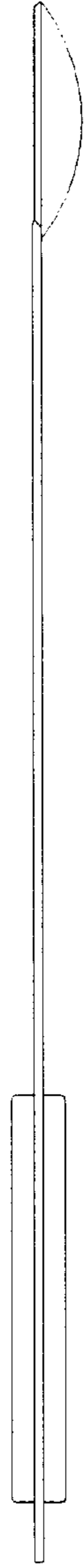


FIG. 12

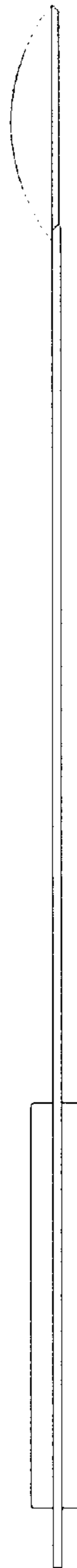


FIG. 13

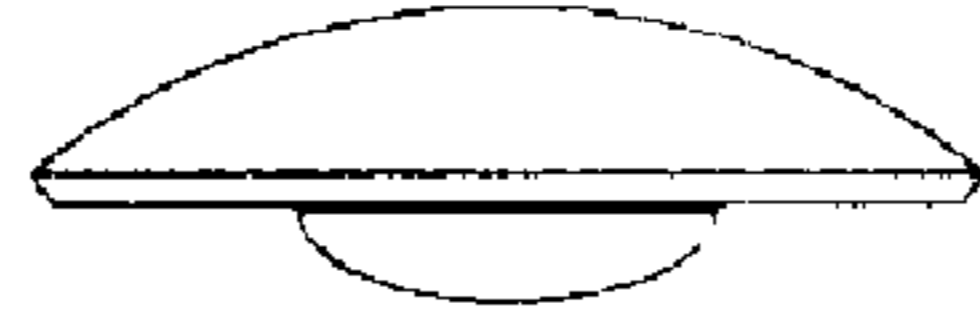


FIG. 14

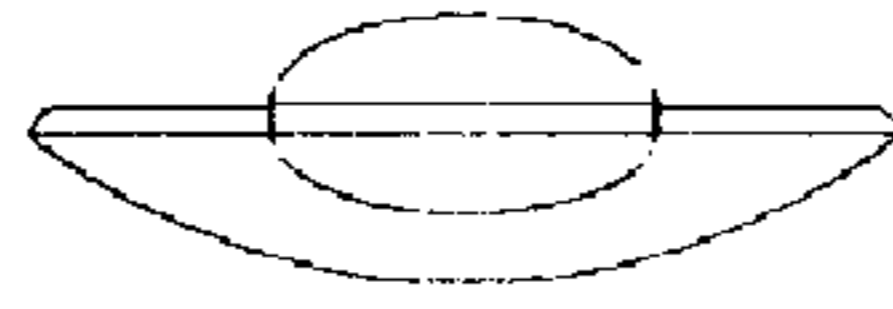


FIG. 15

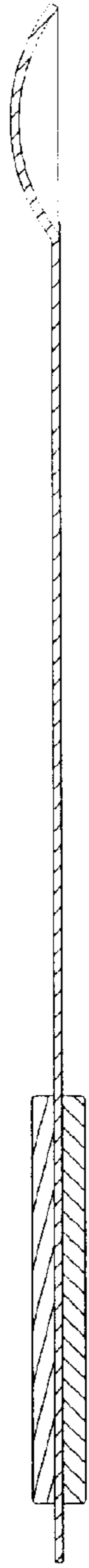


FIG. 16