

US00D541091S

(12) **United States Design Patent**  
**Graf**

(10) **Patent No.:** **US D541,091 S**

(45) **Date of Patent:** **\*\* Apr. 24, 2007**

(54) **MOUNTING BOARD OF A WALL MOUNTED PLANT HOLDER**

(76) Inventor: **Brenda Graf**, #1, 6150 - 46A Avenue, Riverside Light Industrial Park, Red Deer, Alberta (CA), T4N 7A3

(\*\*) Term: **14 Years**

(21) Appl. No.: **29/205,115**

(22) Filed: **May 11, 2004**

(30) **Foreign Application Priority Data**

Nov. 12, 2003 (CA) ..... 104852

(51) **LOC (8) Cl.** ..... **06-04**

(52) **U.S. Cl.** ..... **D6/557**

(58) **Field of Classification Search** ..... D6/556;  
D11/131-133, 143-144, 149, 157; 211/13.1,  
211/71.01, 88.03

See application file for complete search history.

(56) **References Cited**

**U.S. PATENT DOCUMENTS**

D371,926 S \* 7/1996 Powell ..... D6/556

D376,714 S \* 12/1996 Dallimore ..... D6/556  
D398,801 S \* 9/1998 Shaw ..... D6/556  
D417,114 S \* 11/1999 Rehmert et al. .... D6/556  
D433,958 S \* 11/2000 Rosenberg ..... D6/556

\* cited by examiner

*Primary Examiner*—Brian N Vinson

(74) *Attorney, Agent, or Firm*—Sander Gelsing

(57) **CLAIM**

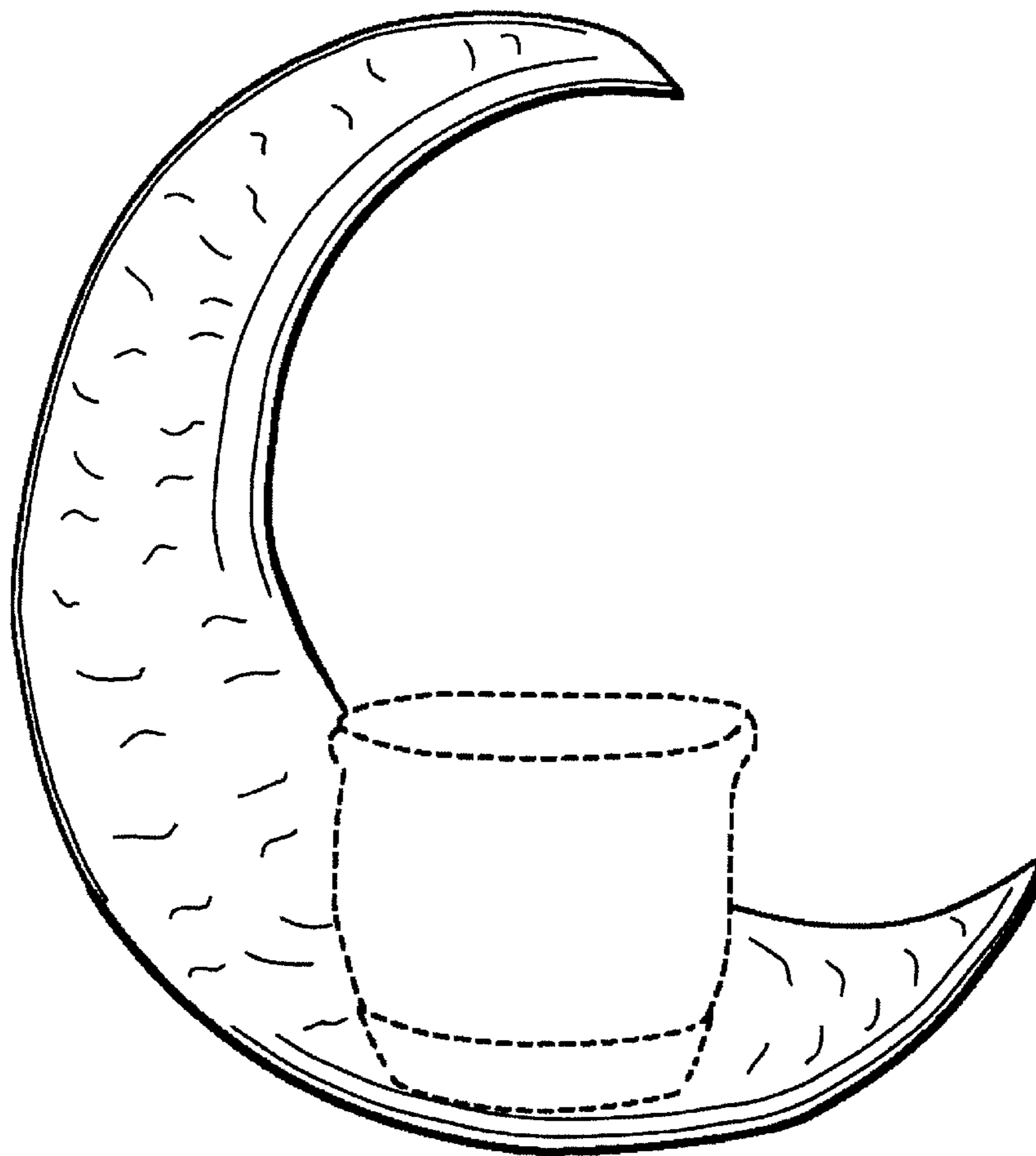
The ornamental design for the mounting board of a wall mounted plant holder, as shown and described.

**DESCRIPTION**


FIG. 1 is a front elevation view of a mounting board of a wall mounted plant holder showing my new design; FIG. 2 is a left side elevation view according to FIG. 1; FIG. 3 is a right side elevation view according to FIG. 1; FIG. 4 is a top view according to FIG. 1; FIG. 5 is a back elevation view according to FIG. 1; and, FIG. 6 is a bottom view according to FIG. 1.

The features illustrated in broken lines are shown for illustrative purposes only and form no part of the claimed design.

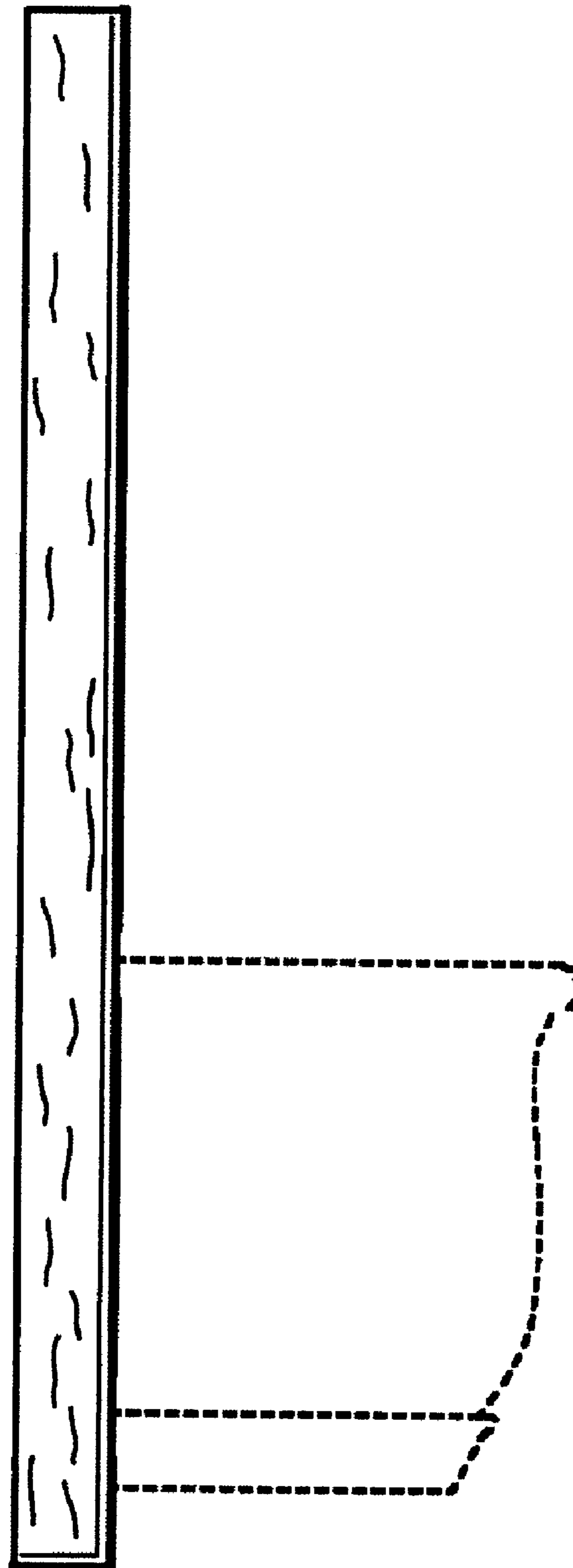
**1 Claim, 6 Drawing Sheets**



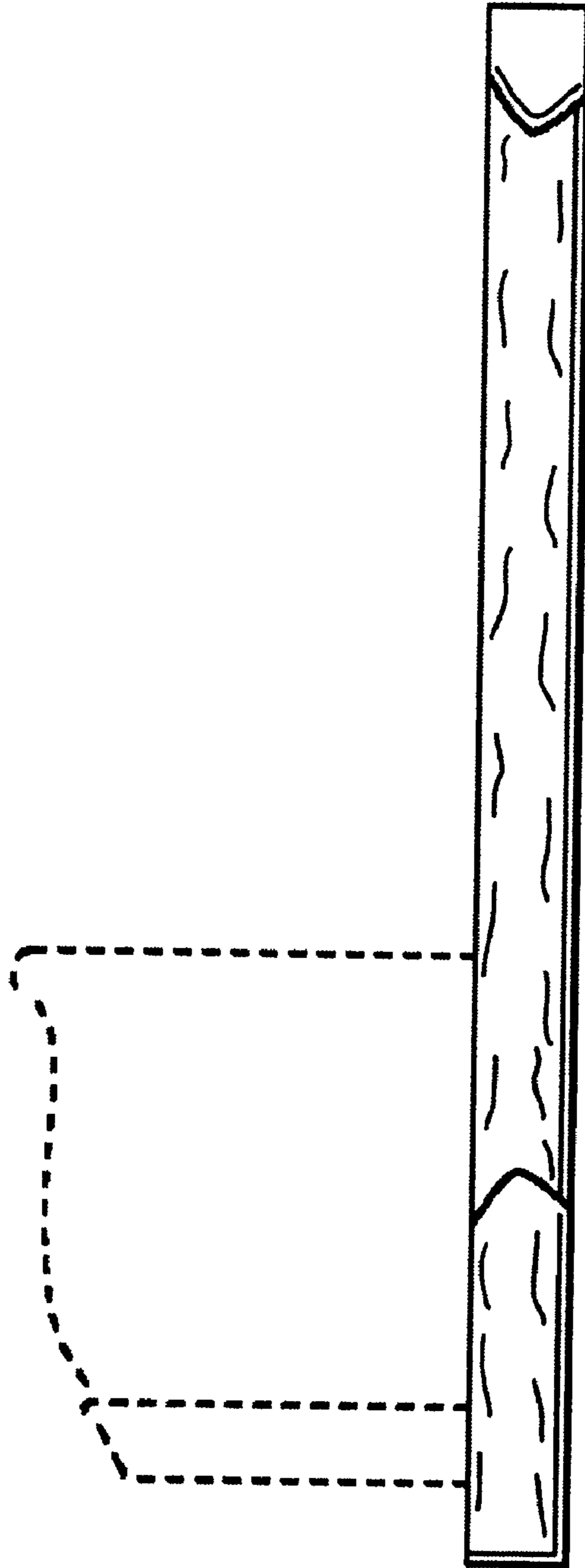
**Fig. 1**



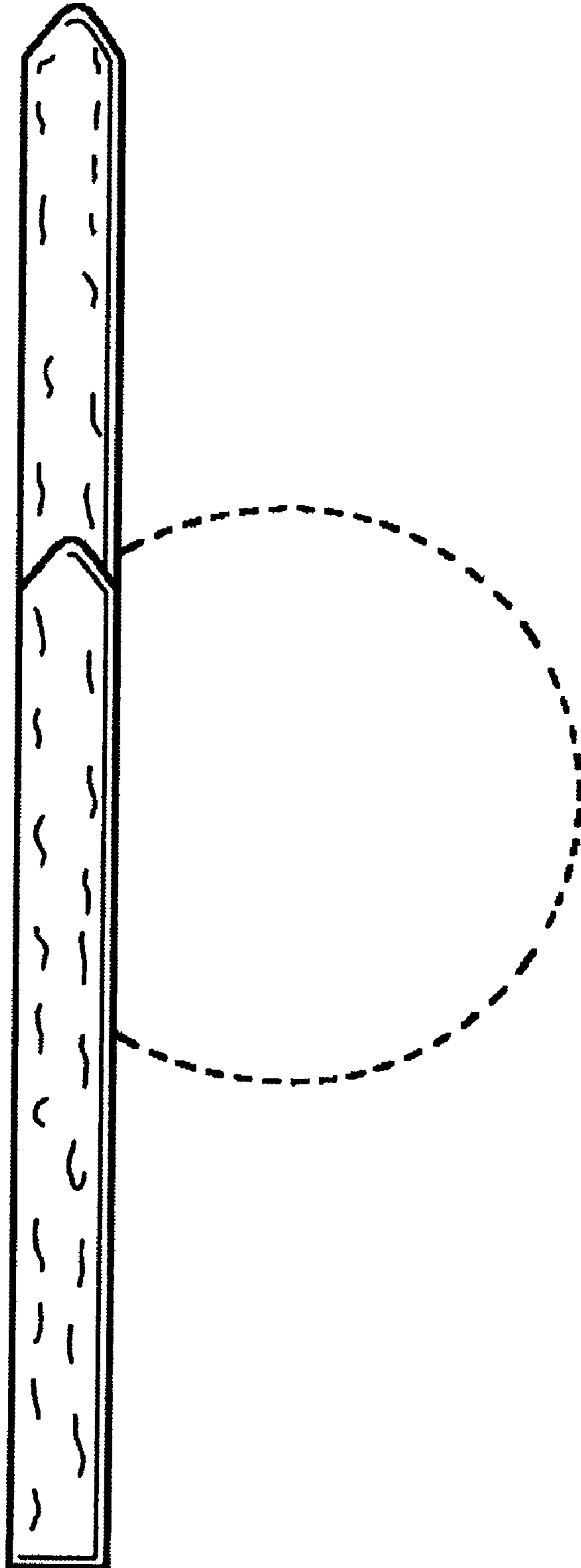
***Fig. 2***



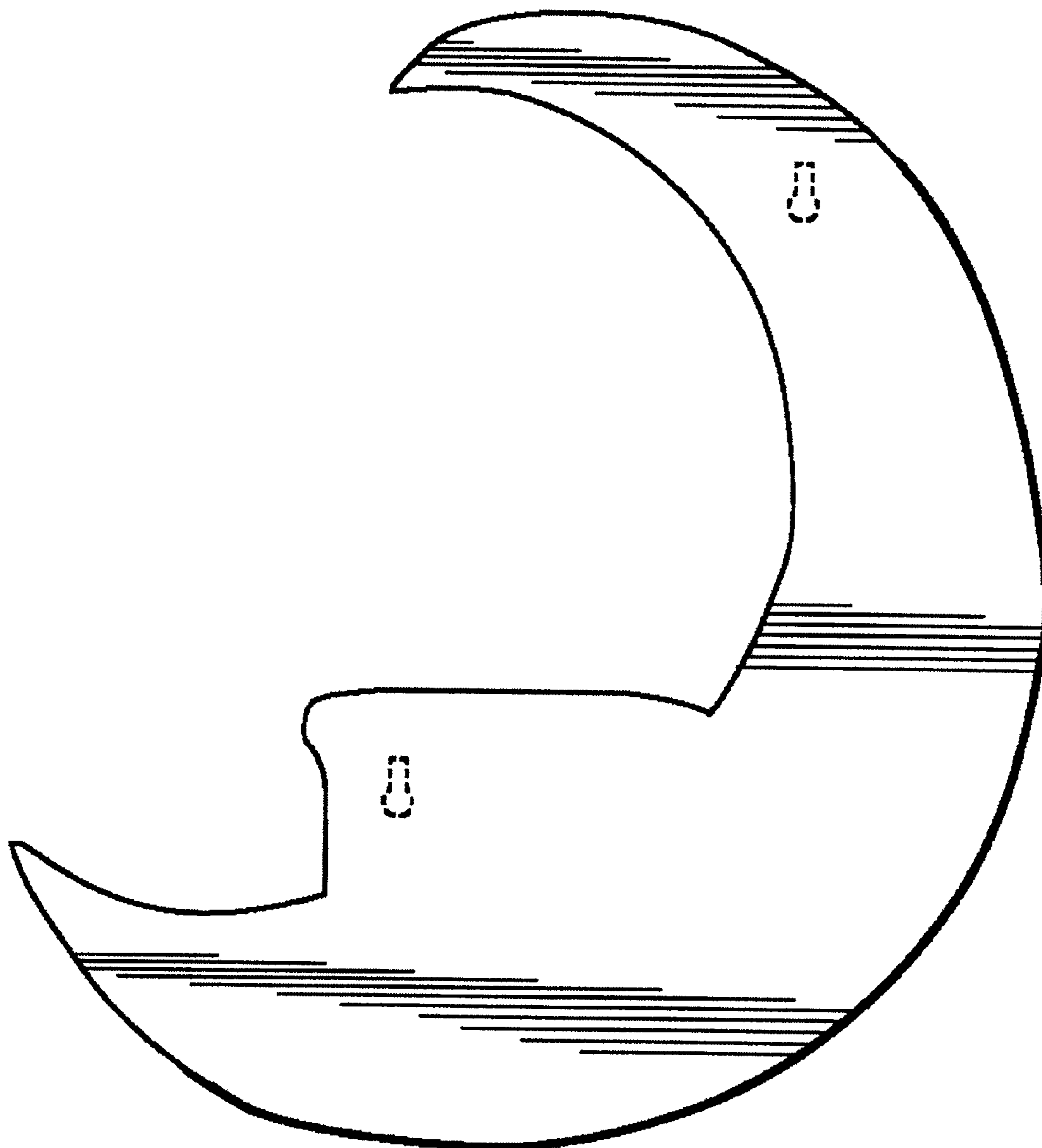
***Fig. 3***



***Fig. 4***



**Fig. 5**



***Fig. 6***

