



US00D541080S

(12) **United States Design Patent**
Thompson

(10) **Patent No.:** **US D541,080 S**

(45) **Date of Patent:** **** Apr. 24, 2007**

(54) **DISPLAY CASE**

(75) Inventor: **David W. Thompson**, New Albany, OH (US)

(73) Assignee: **American Signature, Inc.**, Columbus, OH (US)

(**) Term: **14 Years**

(21) Appl. No.: **29/256,001**

(22) Filed: **Mar. 15, 2006**

(51) **LOC (8) Cl.** **06-06**

(52) **U.S. Cl.** **D6/470**

(58) **Field of Classification Search** 62/246,
62/251; D6/470-472, 409-410, 454, 479;
312/114, 118; 428/14, 34.6, 542.4; D3/30.1;
156/109; 206/216; 211/103; D15/79
See application file for complete search history.

(56) **References Cited**

U.S. PATENT DOCUMENTS

D127,208 S	*	5/1941	Johnson	D6/470
D251,945 S	*	5/1979	Offredi	D6/436
4,369,632 A	*	1/1983	Abraham	62/82
D293,520 S	*	1/1988	Ovitz, III	D6/409
D293,986 S	*	2/1988	Raufeisen	D6/471
D347,753 S	*	6/1994	Pauer et al.	D6/470
D365,472 S	*	12/1995	Rehnberg	D6/478
D371,016 S	*	6/1996	Walters et al.	D6/436

D374,135 S	*	10/1996	Lladro Roig et al.	D6/436
D386,502 S	*	11/1997	Sholl	D15/79
D498,614 S	*	11/2004	Kalaouze	D6/470

* cited by examiner

Primary Examiner—Caron D. Veynar

Assistant Examiner—Kelley A. Donnelly

(74) *Attorney, Agent, or Firm*—Wood, Herron & Evans, L.L.P.

(57) **CLAIM**

The ornamental design for a display case, as shown and described.

DESCRIPTION

FIG. 1 is a perspective view of the left side, front and top of a display case incorporating my new design. The front vertical surface at the back of the shelves of the display case is mirrored.

FIG. 2 is a front elevational view thereof.

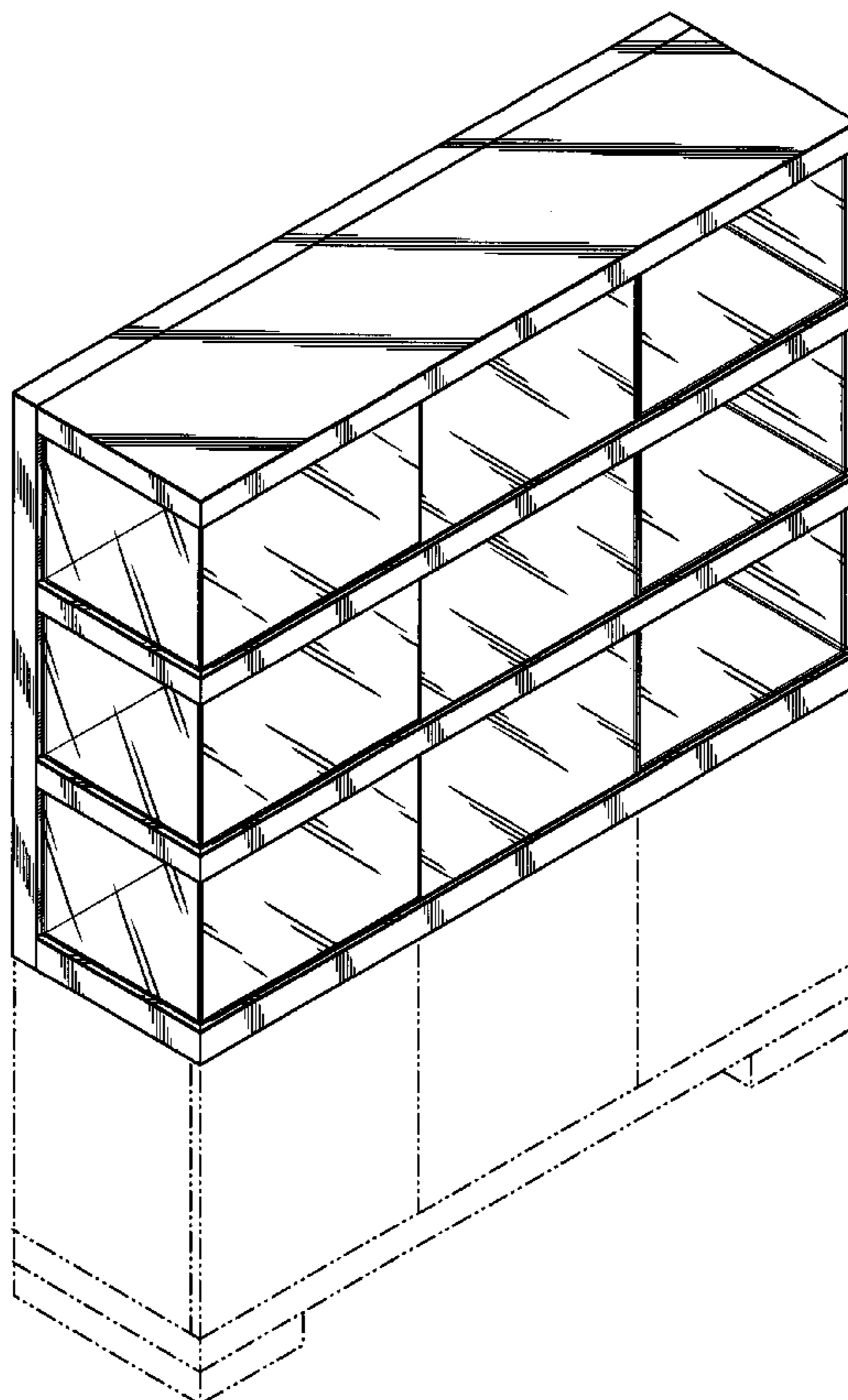
FIG. 3 is a right-side elevational view thereof, with the left-side elevational view thereof being a mirror image.

FIG. 4 is a rear elevational view thereof; and,

FIG. 5 is a top plan view thereof, with the bottom plan view thereof being a mirror image.

The broken lines of a base for the display case shown in FIGS. 1-4 are for illustrative purposes only and form no part of the claimed design.

1 Claim, 4 Drawing Sheets






FIG. 1

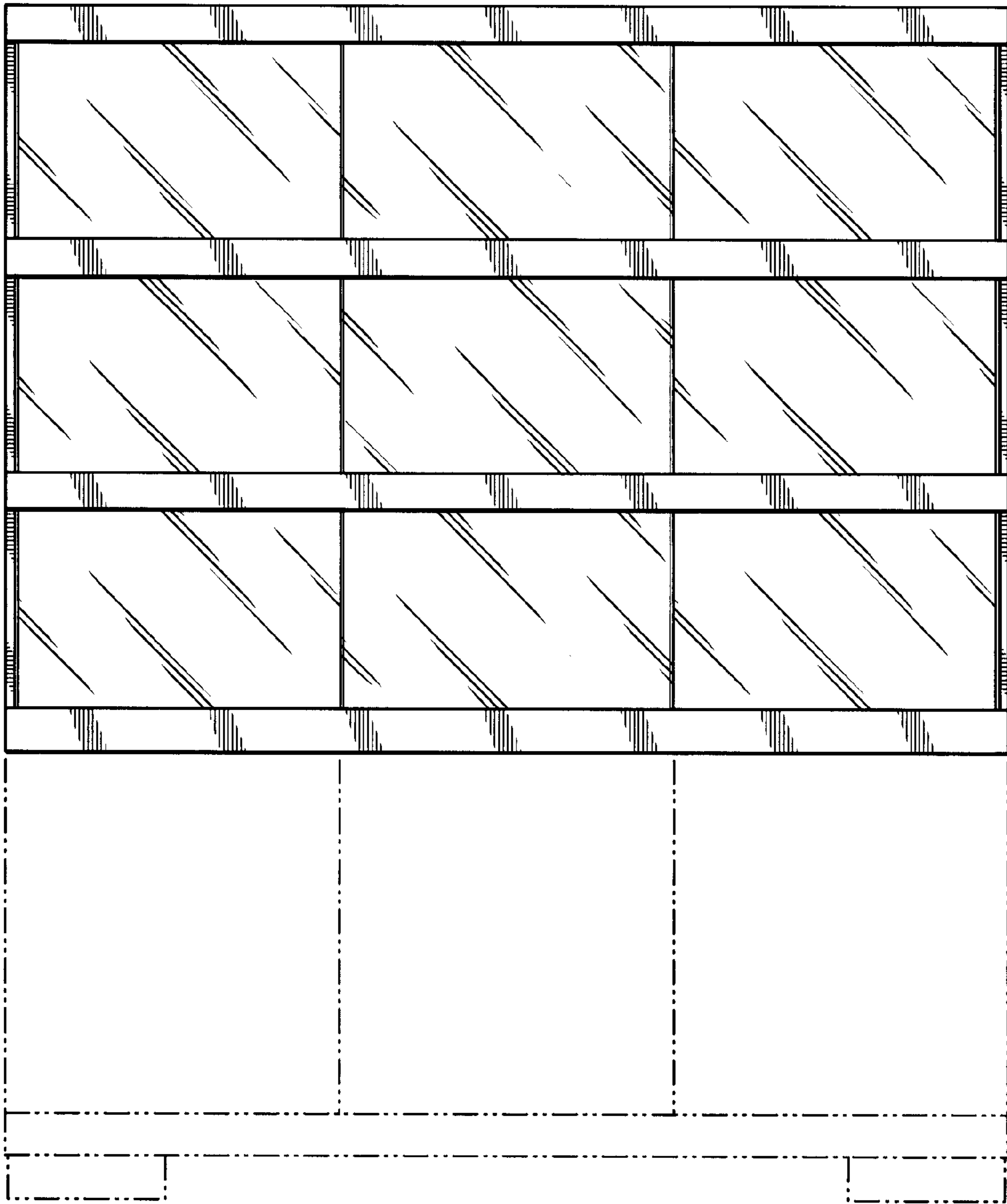


FIG. 2

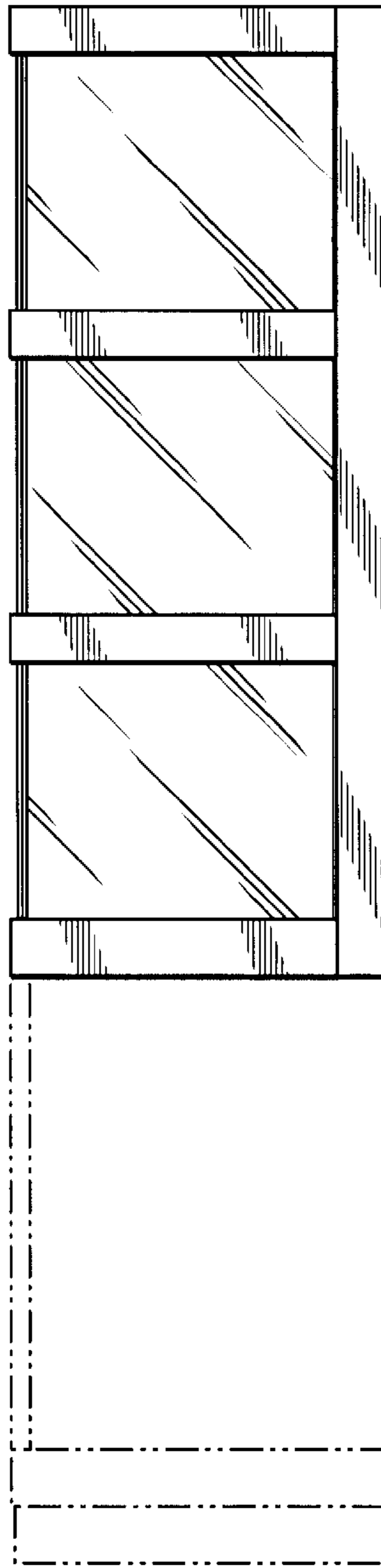


FIG. 3

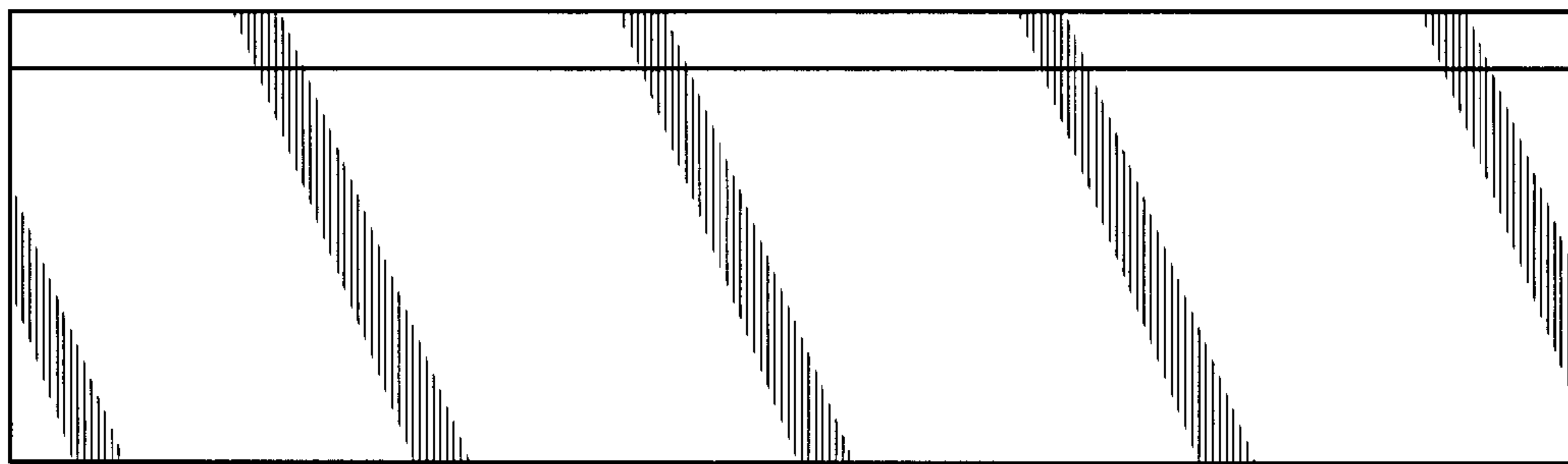


FIG. 5

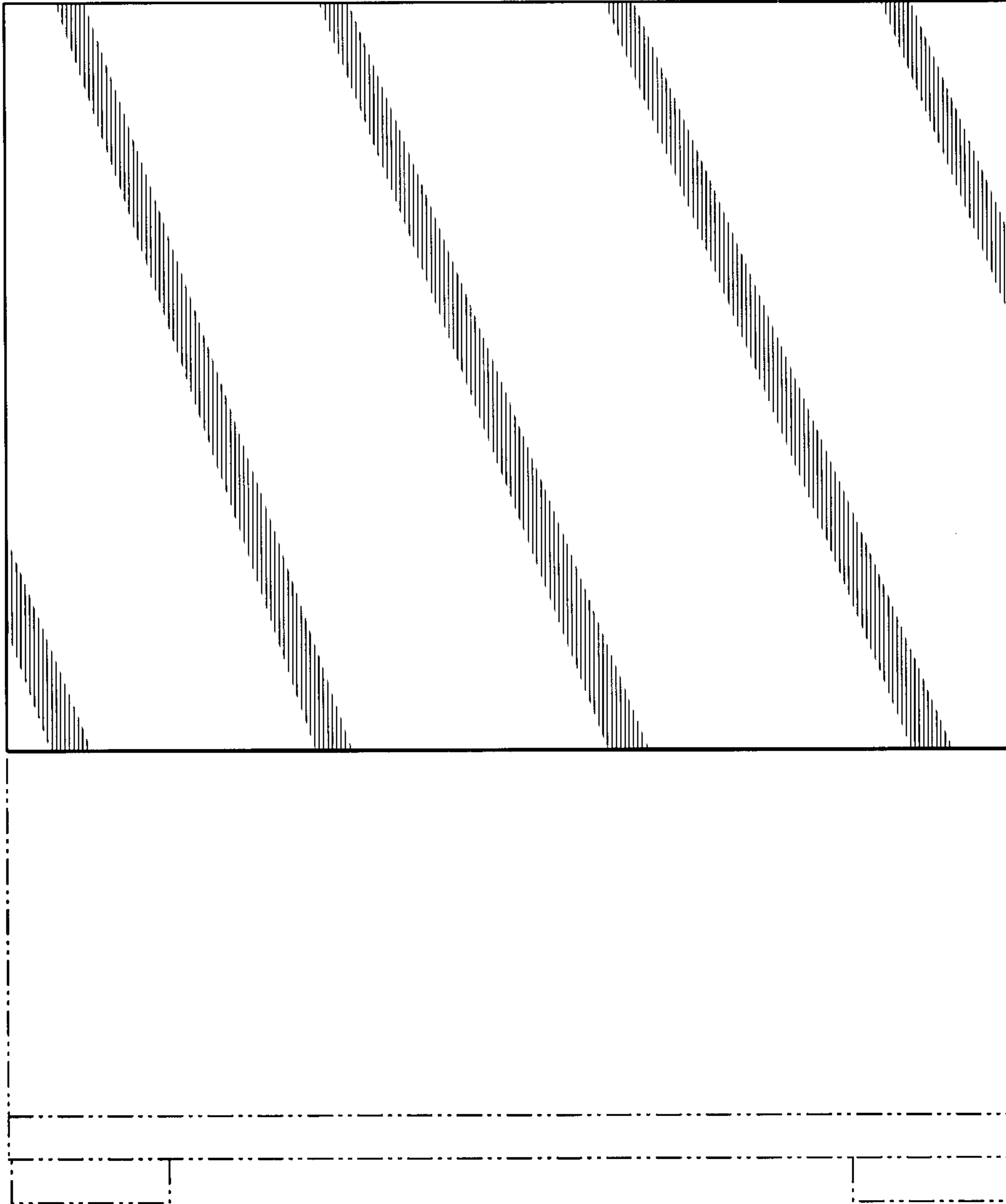


FIG. 4