



US00D541048S

(12) **United States Design Patent**  
**Moon**

(10) **Patent No.:** **US D541,048 S**

(45) **Date of Patent:** **\*\* Apr. 24, 2007**

(54) **WHEEL FOR LUGGAGE**

(76) **Inventor:** **Jerry Moon**, P. O. Box 24-108, Taipei (TW)

(\*\*) **Term:** **14 Years**

(21) **Appl. No.:** **29/235,446**

(22) **Filed:** **Aug. 3, 2005**

(51) **LOC (8) Cl.** ..... **03-01**

(52) **U.S. Cl.** ..... **D3/318**

(58) **Field of Classification Search** ..... D3/318,  
D3/321, 279; D8/375; D34/12, 14, 23, 27;  
16/18 R, 45; 190/18 A, 150; 280/37, 47.24,  
280/47.26, 47.315; 301/120, 125, 111.01,  
301/111.05

See application file for complete search history.

(56) **References Cited**

**U.S. PATENT DOCUMENTS**

801,263 A \* 10/1905 Peard ..... 16/45  
D473,379 S \* 4/2003 Moon ..... D3/318

D480,627 S \* 10/2003 Chi ..... D8/375  
6,938,300 B2 \* 9/2005 Lan ..... 16/18 R  
D523,638 S \* 6/2006 Yonkman et al. .... D3/318  
D525,033 S \* 7/2006 Neumann ..... D3/318

\* cited by examiner

*Primary Examiner*—Louis S. Zarfaz

*Assistant Examiner*—Monica A. Weingart

(57) **CLAIM**

The ornamental design for a wheel for luggage, as shown and described.

**DESCRIPTION**

FIG. 1 is a perspective view of a wheel for luggage showing my new design;

FIG. 2 is a front view thereof;

FIG. 3 is a rear view thereof;

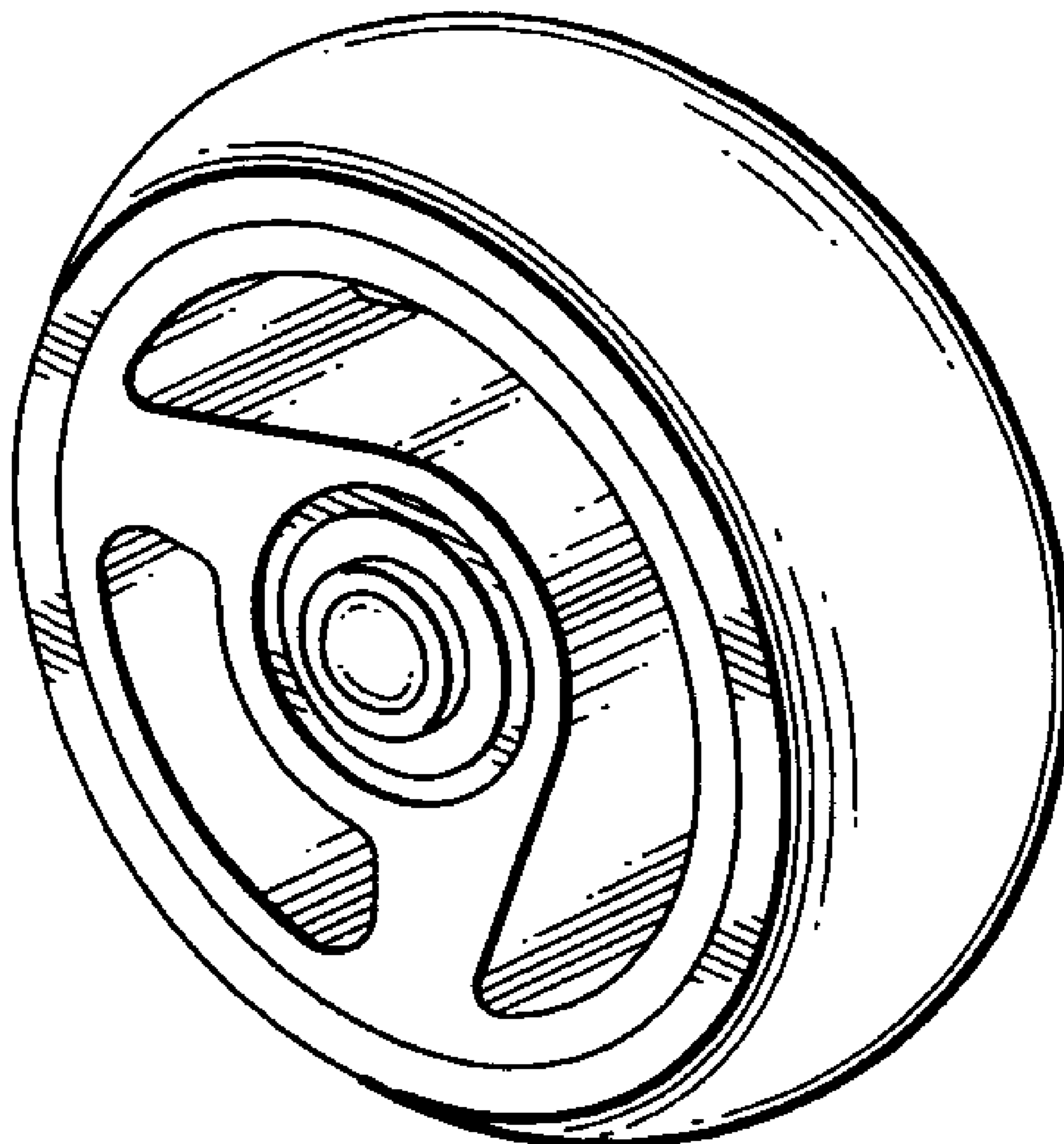
FIG. 4 is a left side view thereof;

FIG. 5 is a right side view thereof;

FIG. 6 is a top plan view thereof; and,

FIG. 7 is a bottom plan view thereof.

**1 Claim, 2 Drawing Sheets**



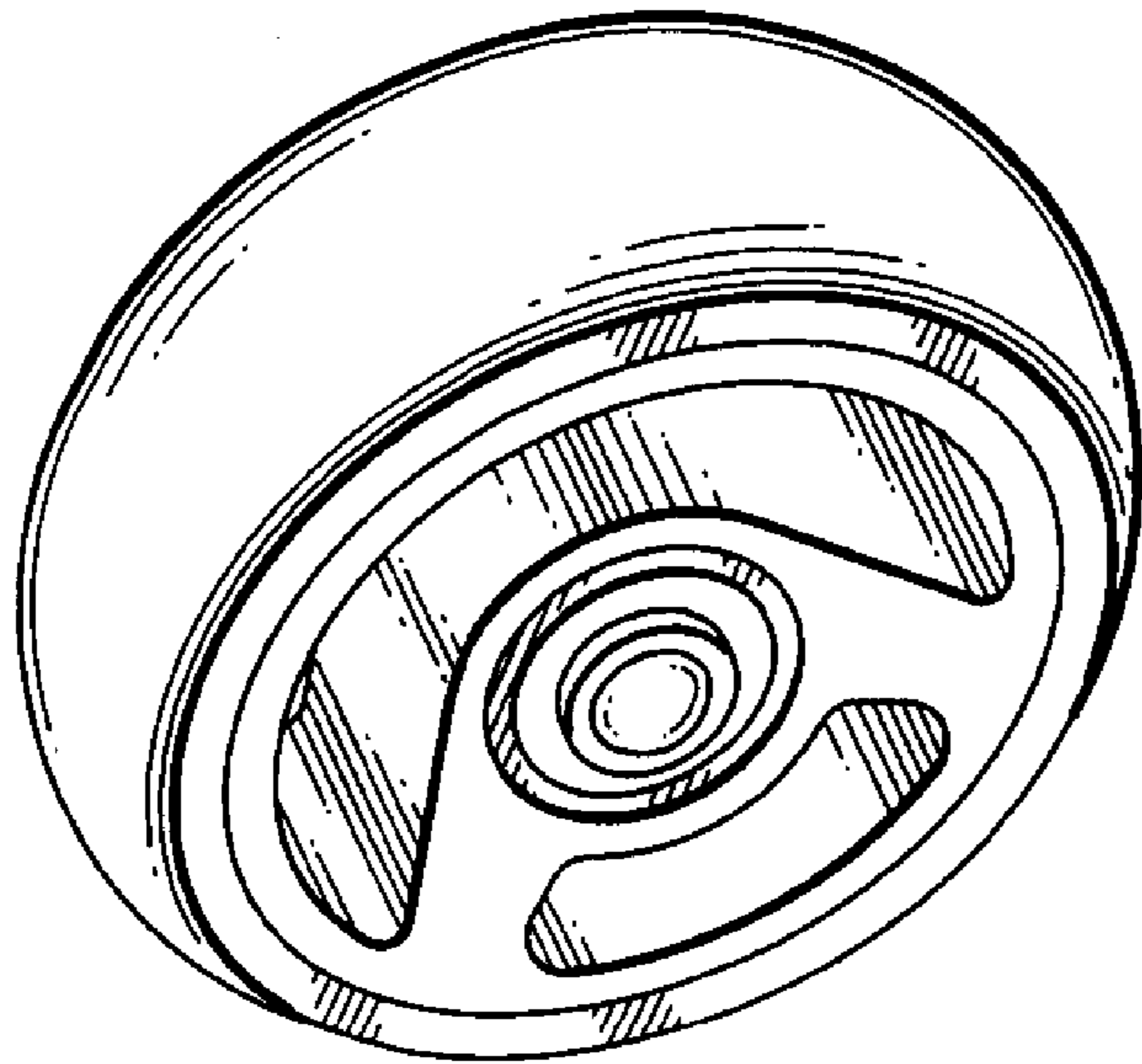


FIG. 1




FIG. 6




FIG. 4

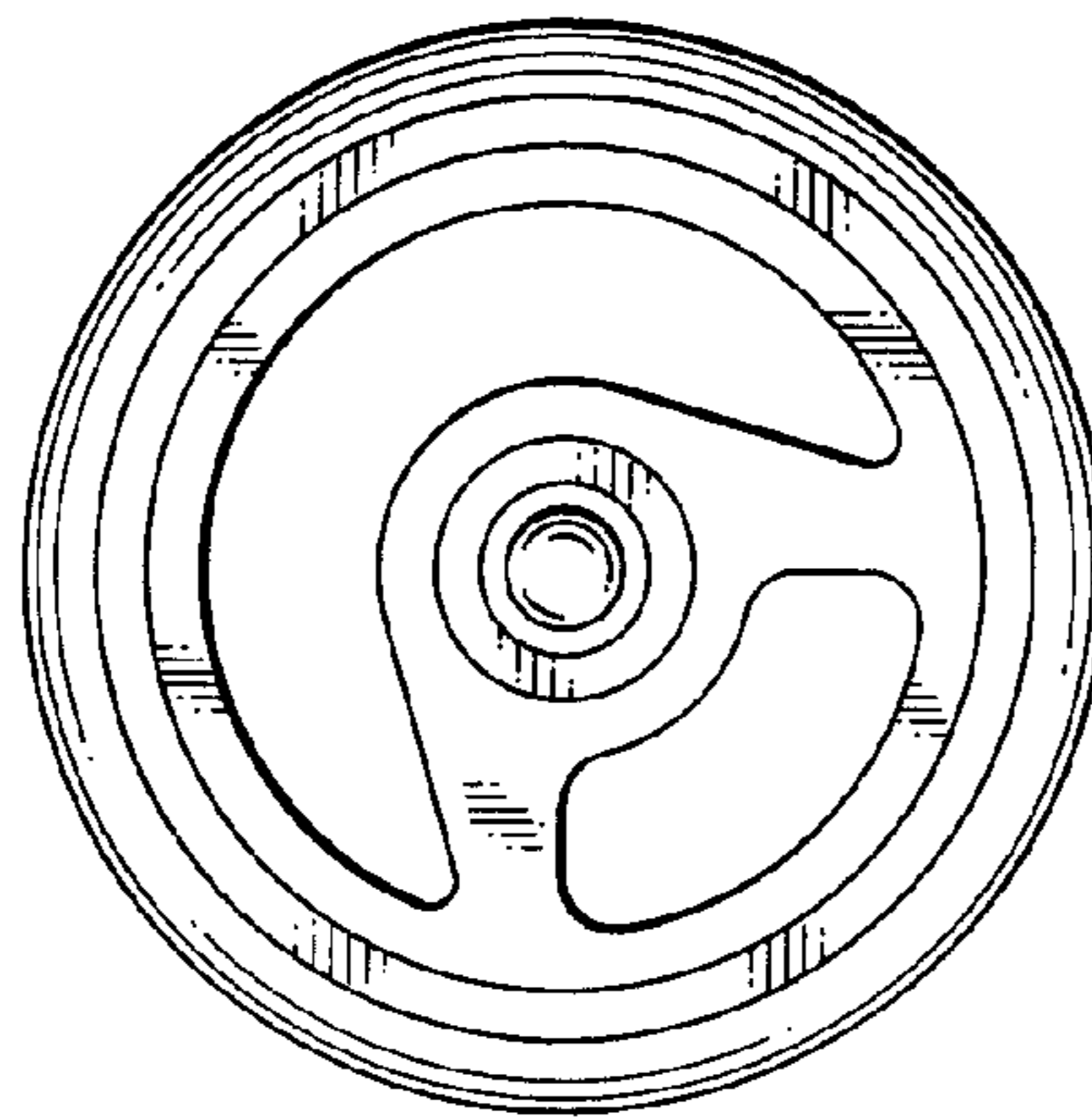


FIG. 2




FIG. 5



FIG. 3




FIG. 7