



US00D541039S

(12) **United States Design Patent**
Stugelmeyer

(10) **Patent No.:** **US D541,039 S**

(45) **Date of Patent:** **** Apr. 24, 2007**

(54) **AUTOMATICALLY TIMED LOCKING PILL BOX**

(75) Inventor: **Mary Stugelmeyer**, 558 Citation Dr., NE., Salem, OR (US) 97301

(73) Assignee: **Mary Stugelmeyer**, Salem, OR (US)

(**) Term: **14 Years**

(21) Appl. No.: **29/236,973**

(22) Filed: **Aug. 25, 2005**

(51) **LOC (8) Cl.** **03-01**

(52) **U.S. Cl.** **D3/203.3**

(58) **Field of Classification Search** D3/203.3,
D3/203.2, 203.4, 201, 205; 206/530-538;
D9/730-736

See application file for complete search history.

(56) **References Cited**

U.S. PATENT DOCUMENTS

D337,725 S	*	7/1993	Bunin	D3/203.3
D463,102 S	*	9/2002	Rosado et al.	D3/203.3
D466,801 S	*	12/2002	Holland	D3/203.3
D473,372 S	*	4/2003	Weitzman	D3/203.3

* cited by examiner

Primary Examiner—Catherine R. Oliver

(74) *Attorney, Agent, or Firm*—Robert J. Ireland

(57) **CLAIM**

The ornamental design for an automatically timed locking pill box, as shown and described.

DESCRIPTION

FIG. 1 is a perspective view of the automatically timed locking pill box, according to the new and unique ornamental design;

FIG. 2 is a top view of the automatically timed locking pill box, further showing the new design;

FIG. 3 is a front side view of the automatically timed locking pill box, still showing the new and unique design;

FIG. 4 is a rear side view of the automatically timed locking pill box, still showing the new and unique design;

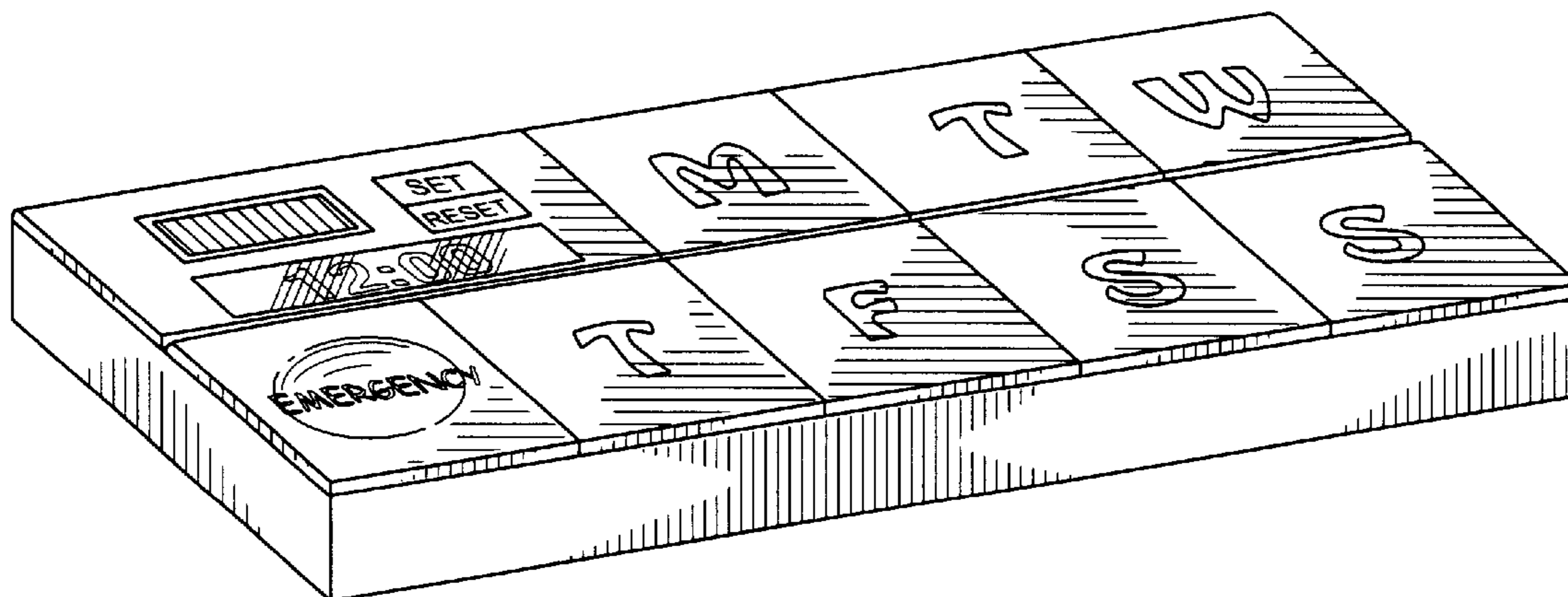
FIG. 5 is a left side view of the automatically timed locking pill box, showing the new and unique design;

FIG. 6 is a right side view of the automatically timed locking pill box, showing the new and unique design;

FIG. 7 is a bottom view of the automatically timed locking pill box; and,

FIG. 8 is a perspective view of the automatically timed locking pill box, showing the open box feature according to the new and unique ornamental design.

1 Claim, 4 Drawing Sheets






FIG. 1




FIG. 2

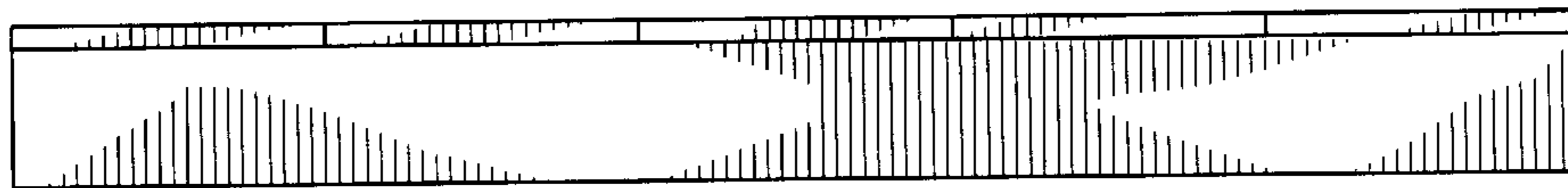


FIG. 3

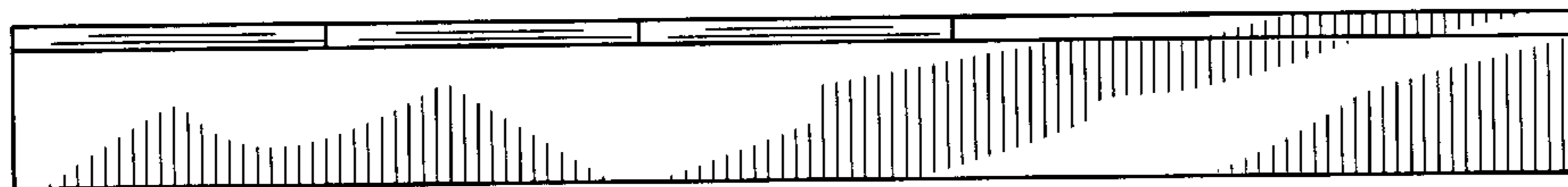


FIG. 4

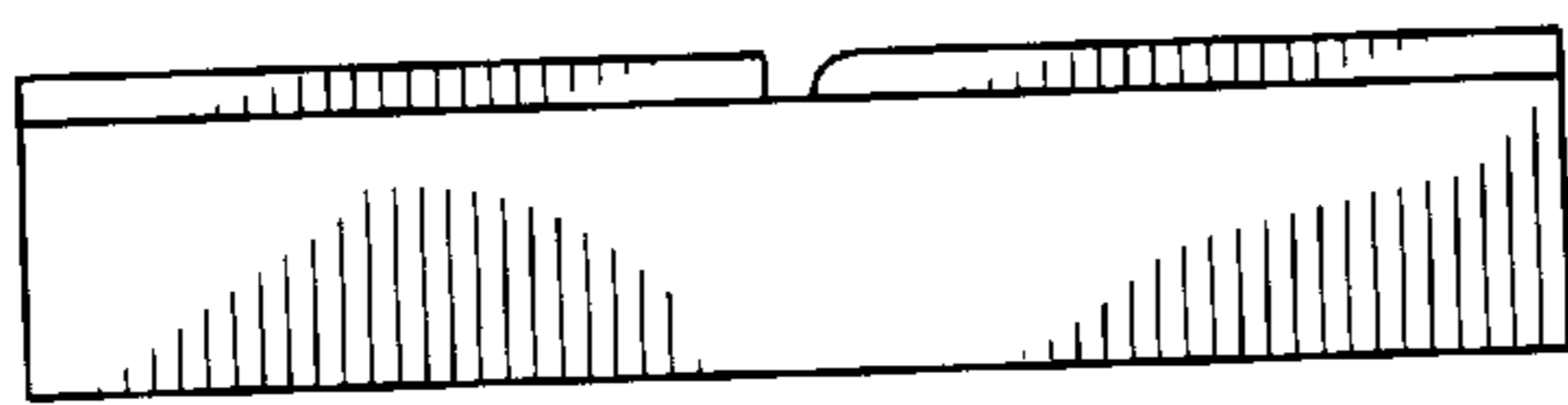


FIG. 5

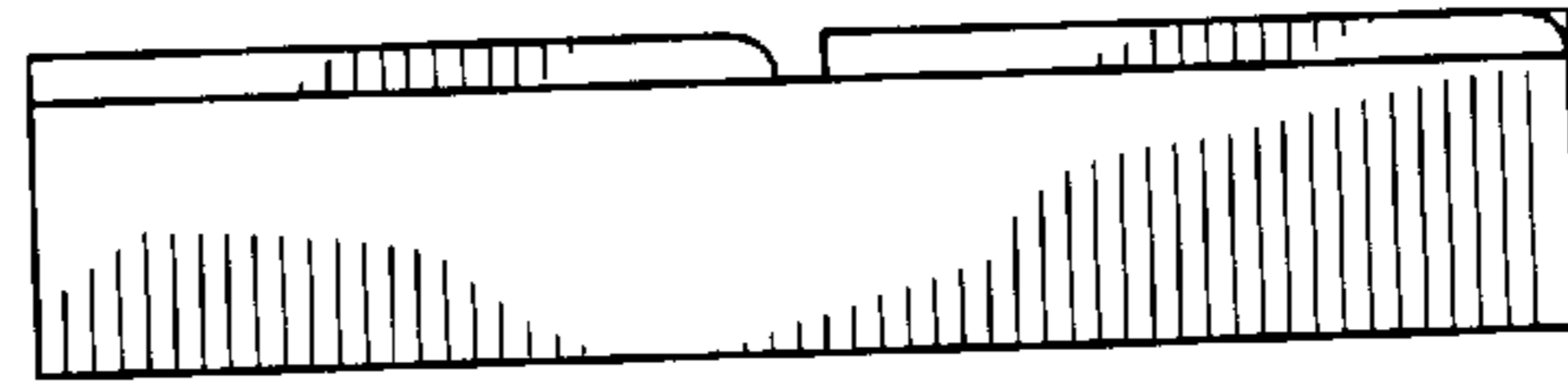


FIG. 6

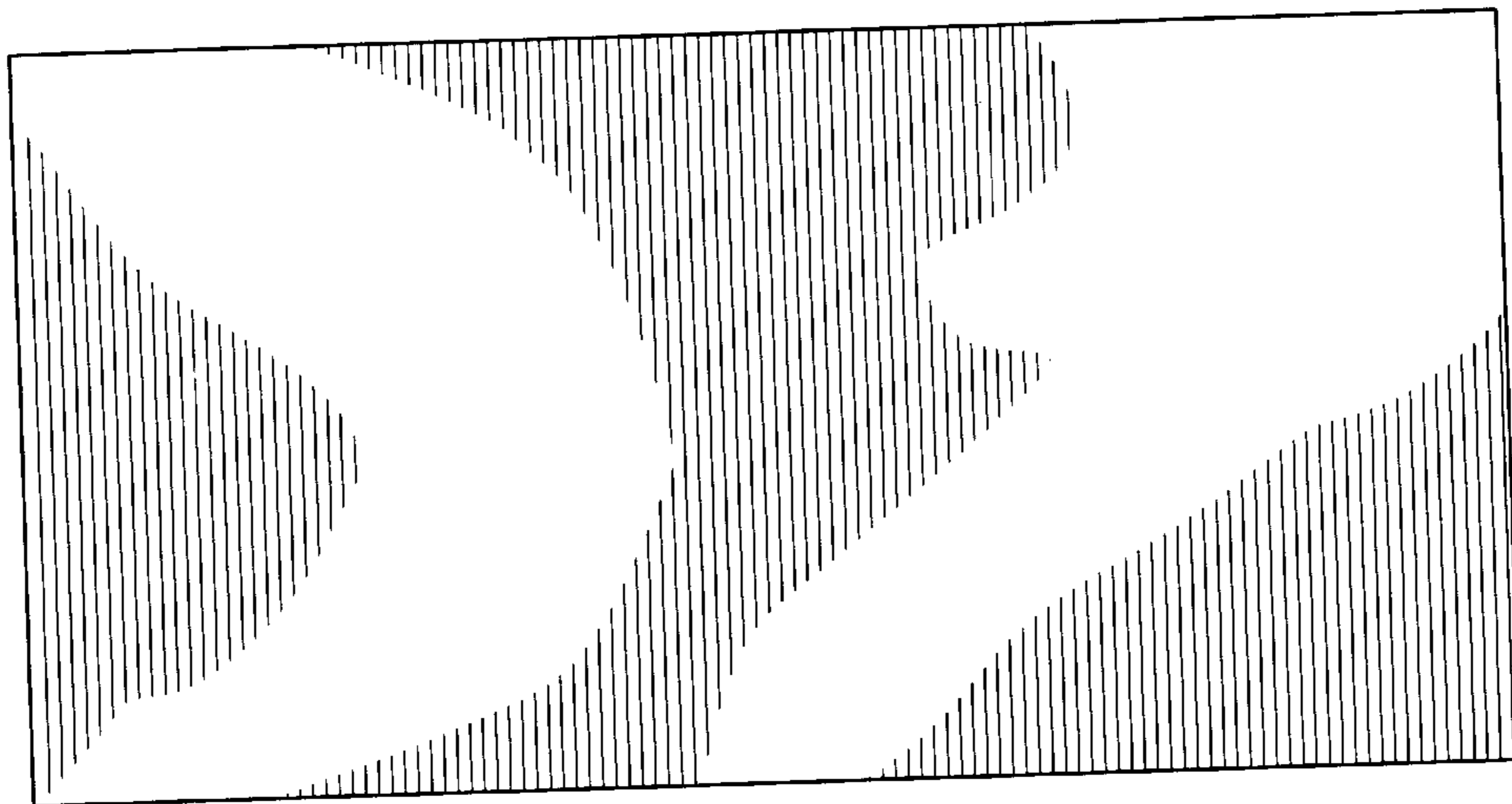


FIG. 7

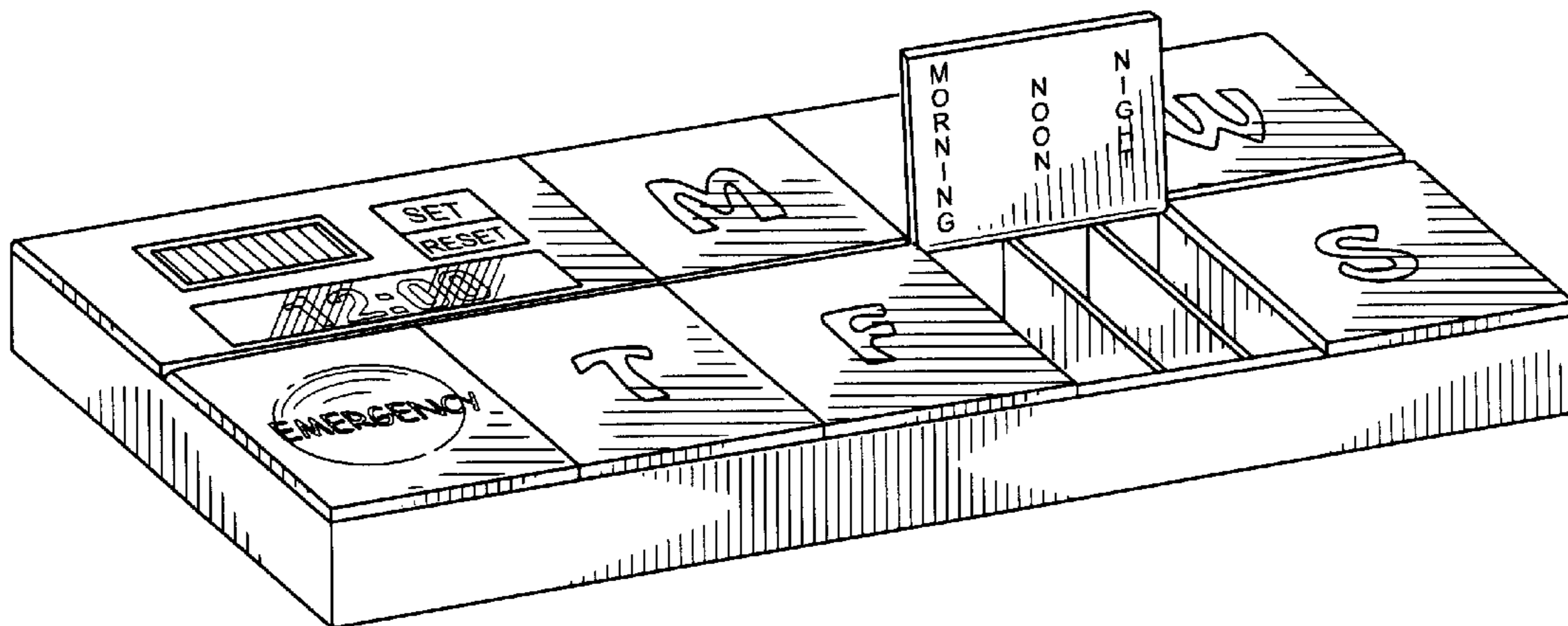


FIG. 8