



US00D541021S

(12) **United States Design Patent**  
**McClaskie**

(10) **Patent No.:** **US D541,021 S**

(45) **Date of Patent:** **\*\* Apr. 24, 2007**

(54) **OUTSOLE FOR A SHOE**  
(75) Inventor: **Thomas E. McClaskie**, Bethlehem, PA  
(US)  
(73) Assignee: **Columbia Insurance Company**,  
Omaha, NE (US)  
(\*\*) Term: **14 Years**  
(21) Appl. No.: **29/225,975**  
(22) Filed: **Mar. 23, 2005**  
(51) **LOC (8) Cl.** ..... **02-04**  
(52) **U.S. Cl.** ..... **D2/954; D2/955; D2/956**  
(58) **Field of Classification Search** ..... D2/902,  
D2/947, 951, 953, 954, 956, 957, 959, 960;  
36/3 B, 22 R, 25 R, 28, 32 R, 59 C  
See application file for complete search history.

5,499,459 A 3/1996 Tomaro ..... 36/10  
5,526,584 A 6/1996 Bleimhofer et al. .... 36/10  
5,615,497 A \* 4/1997 Meschan ..... 36/36 R  
5,738,937 A 4/1998 Baychar ..... 428/316.6  
5,782,014 A \* 7/1998 Peterson ..... 36/28  
D405,944 S \* 2/1999 Sessa ..... D2/959  
D412,393 S \* 8/1999 Aquino ..... D2/954  
D416,476 S \* 11/1999 Engberg ..... D8/402  
D438,784 S \* 3/2001 Berger ..... D8/402  
D444,620 S \* 7/2001 Della Valle ..... D2/954  
D485,973 S \* 2/2004 Adams ..... D2/954  
6,691,360 B2 \* 2/2004 Mukherjee et al. .... 12/142 C  
D487,837 S \* 3/2004 McClaskie ..... D2/954  
D487,838 S \* 3/2004 McClaskie ..... D2/954  
D490,223 S \* 5/2004 McClaskie ..... D2/954  
D492,475 S \* 7/2004 Adams ..... D2/954  
D495,861 S \* 9/2004 Georgiou et al. .... D2/961  
D498,040 S \* 11/2004 McClaskie ..... D2/954  
D511,610 S \* 11/2005 Della Valle ..... D2/908  
D513,836 S \* 1/2006 Magro et al. .... D2/896  
D530,490 S \* 10/2006 Sonnergren ..... D2/956

\* cited by examiner

(56) **References Cited**

U.S. PATENT DOCUMENTS

1,974,543 A 9/1934 Reymond ..... 12/142  
2,046,217 A 6/1936 Strauss ..... 36/72  
2,079,237 A 5/1937 Allard ..... 36/72  
2,160,768 A 5/1939 Wasser ..... 36/72  
2,344,069 A 3/1944 Wasser ..... 36/72  
2,553,616 A \* 5/1951 Walls ..... 36/29  
3,091,871 A 6/1963 Tronche ..... 36/72  
3,175,310 A 3/1965 MacQuaid ..... 36/72  
3,175,311 A 3/1965 MacQuaid ..... 36/72  
3,191,321 A 6/1965 Brutting ..... 36/2.5  
3,213,551 A 10/1965 Krauss ..... 36/2.5  
3,407,518 A 10/1968 MacQuaid et al. .... 36/72  
3,525,165 A 8/1970 Randall, Jr. .... 36/2.5  
3,561,142 A 2/1971 Streit et al. .... 36/72  
D254,818 S \* 4/1980 Jones ..... D2/961  
4,231,170 A 11/1980 Griswold ..... 36/72  
4,366,629 A 1/1983 Scherz ..... 36/4  
4,562,652 A 1/1986 Hensler ..... 36/102  
4,782,604 A \* 11/1988 Wen-Shown ..... 36/127  
D306,793 S \* 3/1990 Schwartz ..... D2/954  
4,908,963 A 3/1990 Krajcir et al. .... 36/77  
4,995,174 A 2/1991 Hong et al. .... 36/72  
5,048,203 A 9/1991 King ..... 36/32  
5,083,385 A \* 1/1992 Halford ..... 36/101  
5,185,944 A 2/1993 Okajima ..... 36/45

*Primary Examiner*—Celia A. Murphy

(74) *Attorney, Agent, or Firm*—St. Onge Steward Johnston  
& Reens LLC

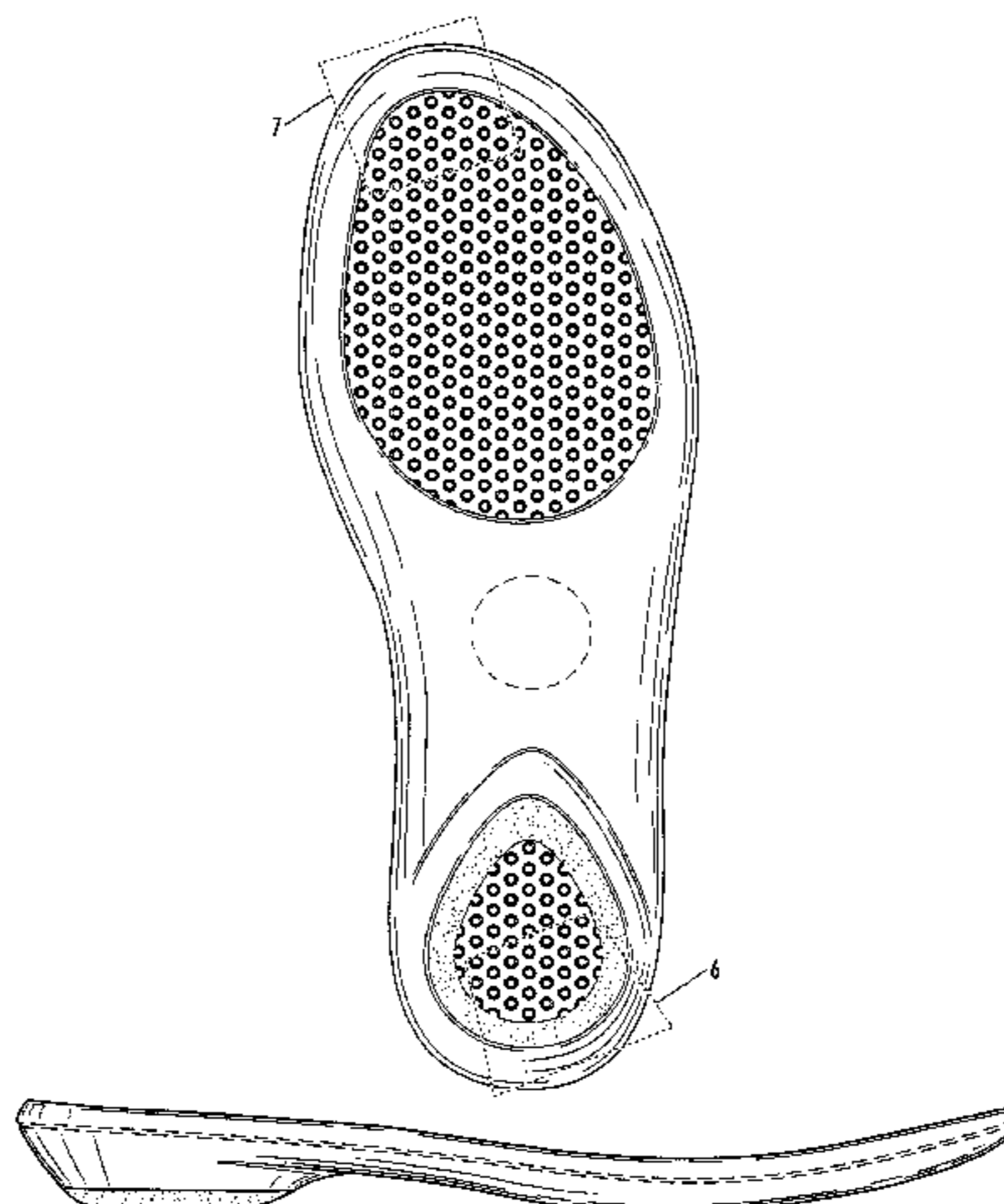
(57) **CLAIM**

I claim the ornamental design for an outsole for a shoe, as shown and described.

**DESCRIPTION**

FIG. 1 is a bottom view of an outsole for a shoe showing my new design;  
FIG. 2 is a left side view thereof;  
FIG. 3 is a right side view thereof;  
FIG. 4 is a front view thereof;  
FIG. 5 is a back view thereof;  
FIG. 6 is an enlarged perspective view of the area labeled "6" in FIG. 1; and,  
FIG. 7 is an enlarged perspective view of the area labeled "7" in FIG. 1.  
The broken line showing a circular shape in the arch area of FIG. 1, along with the parallel broken lines around the peripheries of FIGS. 2–5, represent the boundaries of the design; with neither the lines themselves, nor the areas within them forming any part of the claim.

**1 Claim, 5 Drawing Sheets**



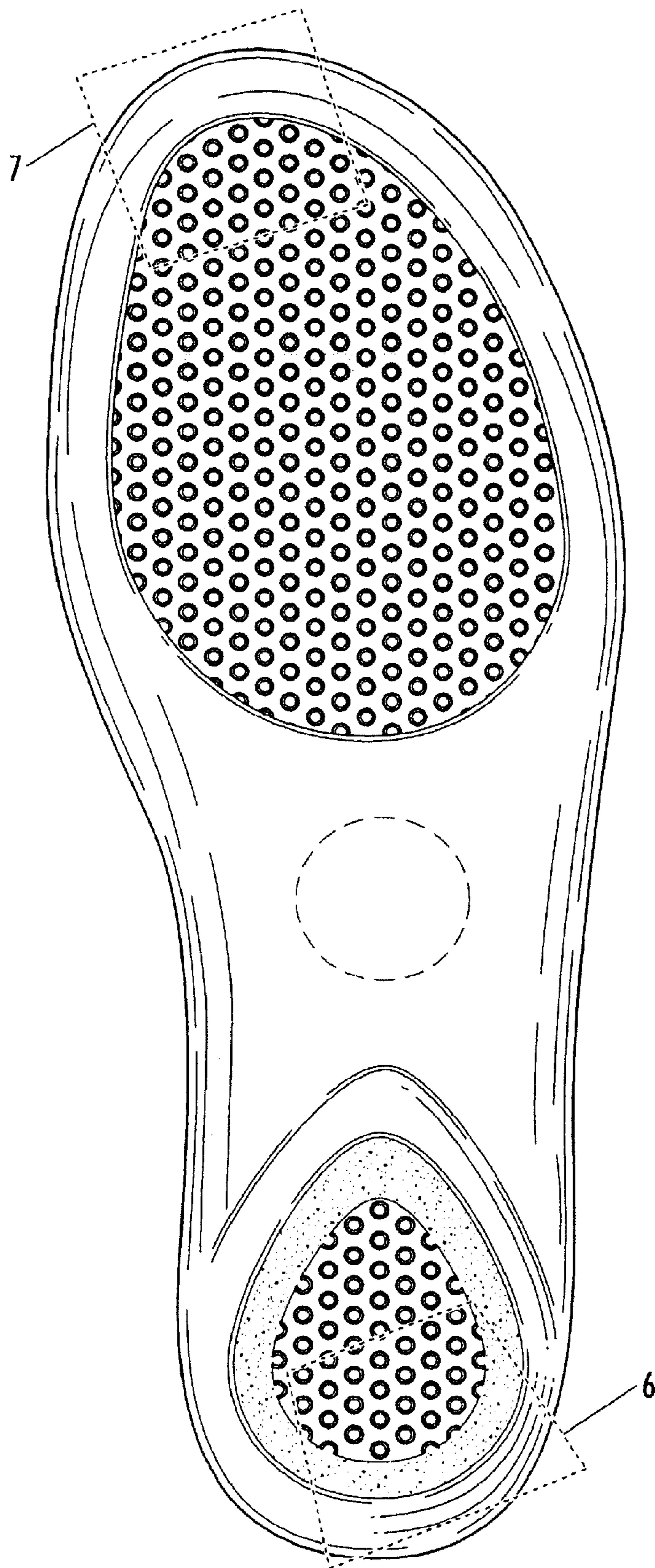


FIG. 1

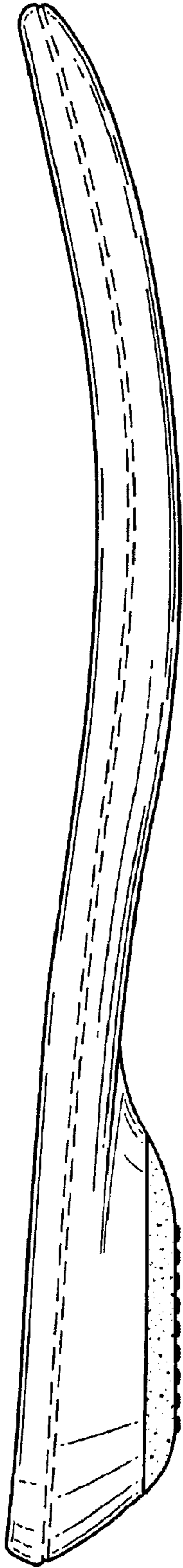


FIG. 2

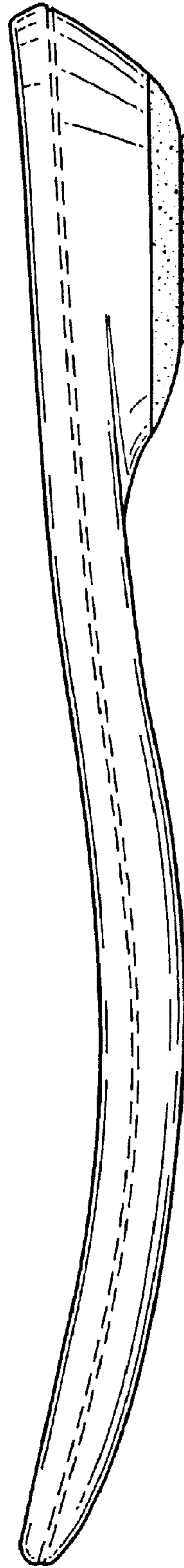


FIG. 3

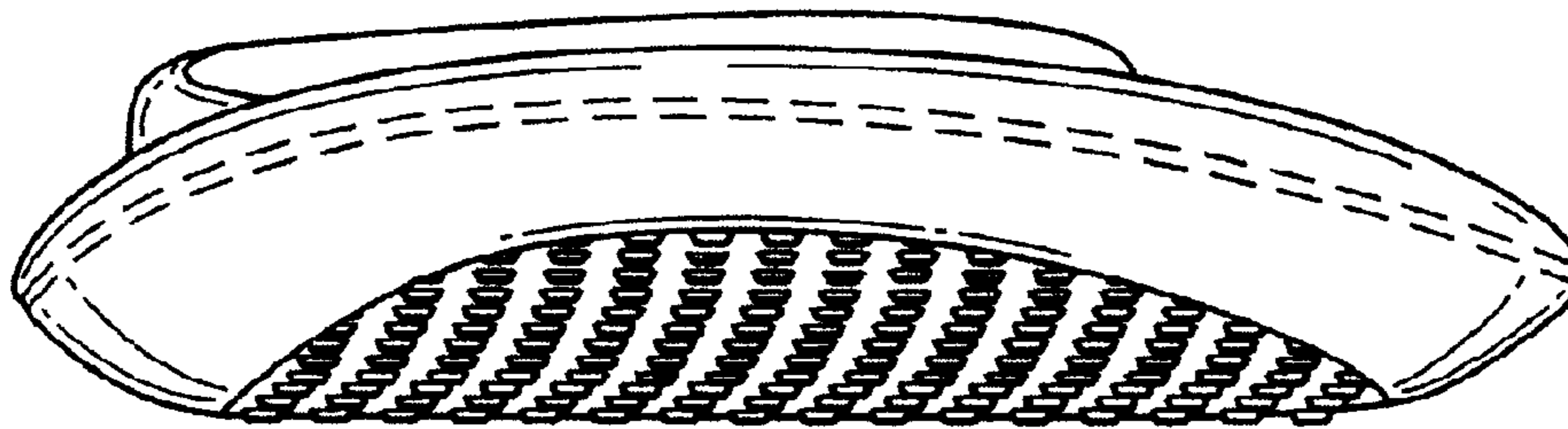


FIG. 4




FIG. 5

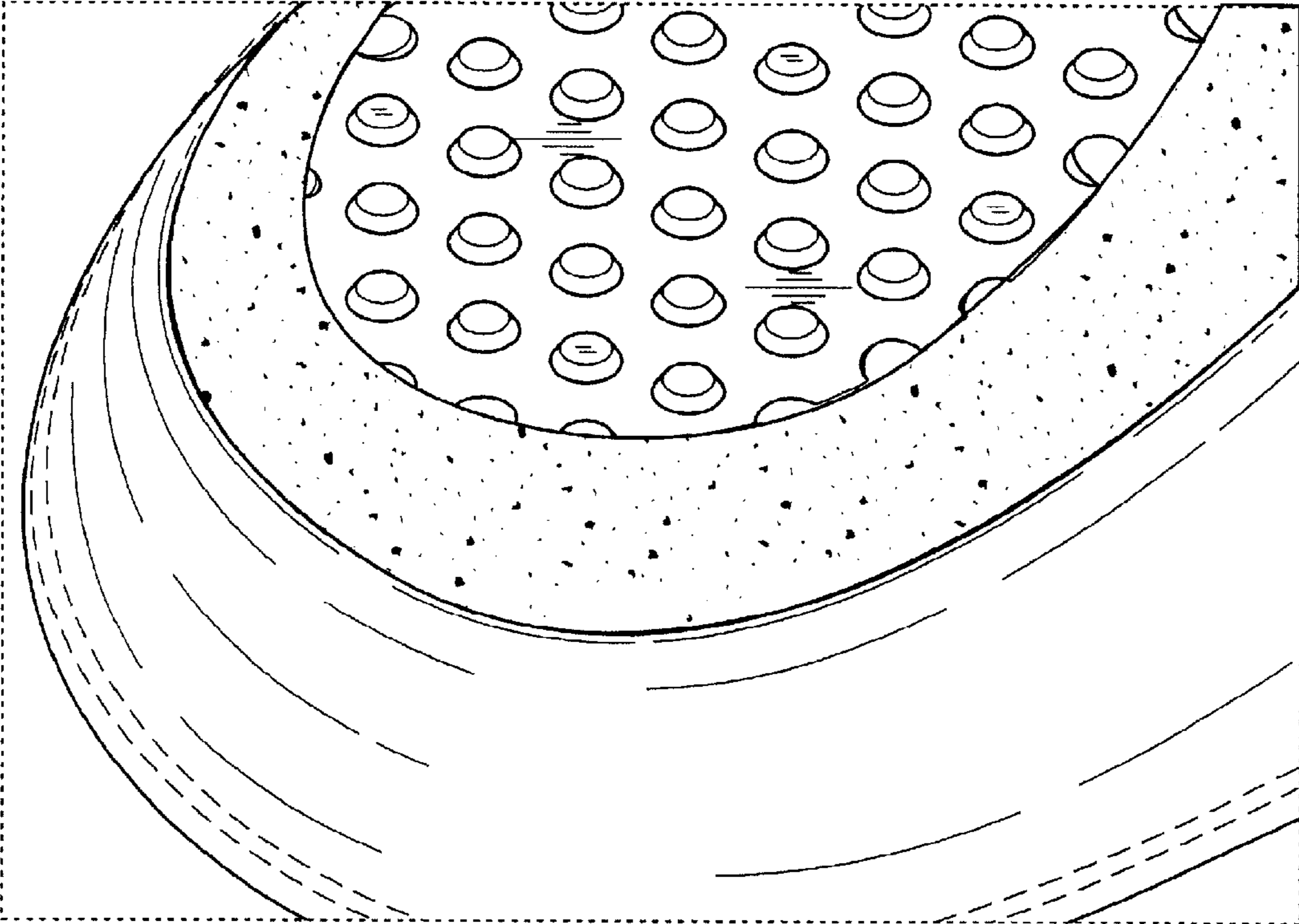


FIG. 6

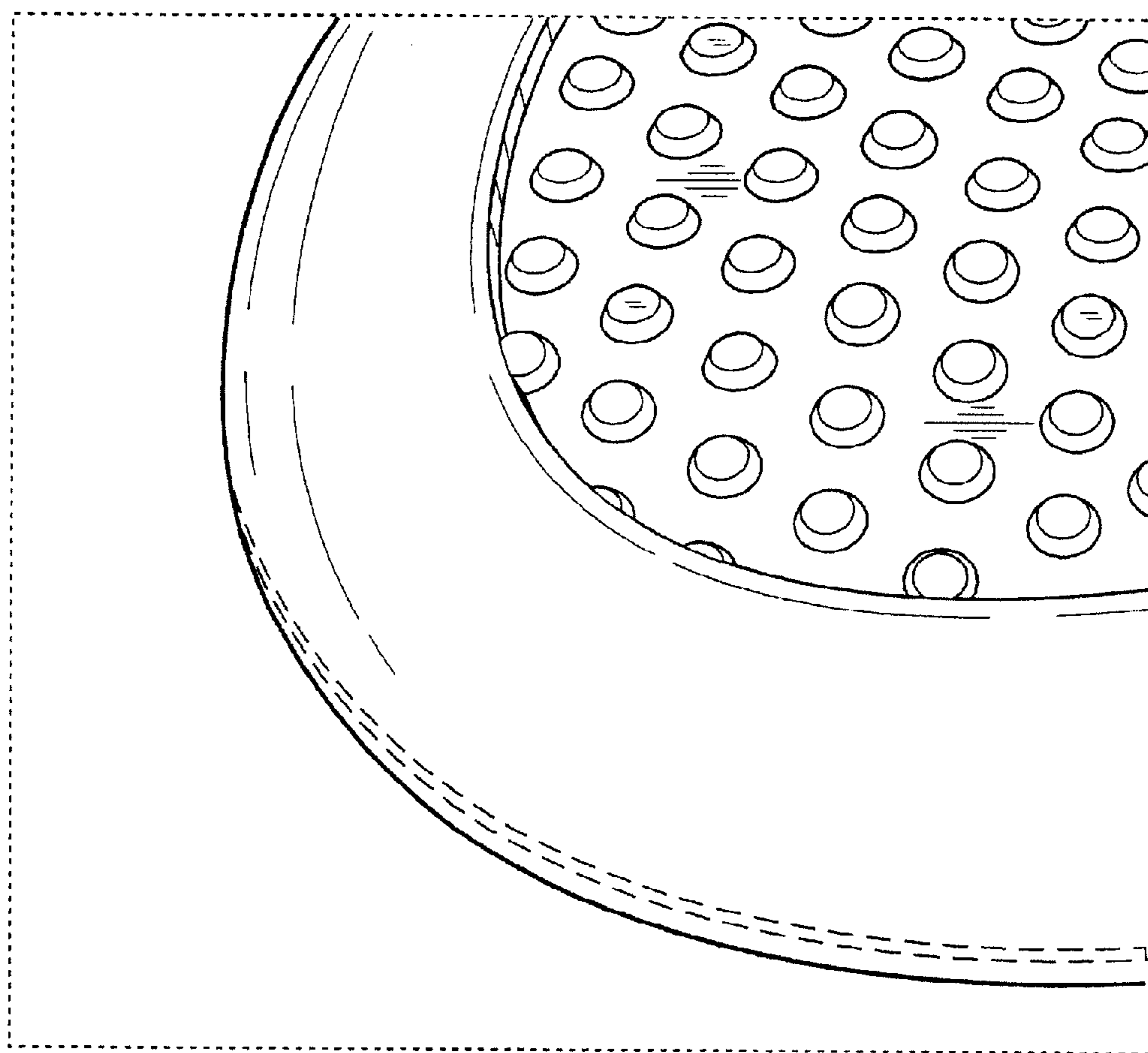


FIG. 7