



US00D541020S

(12) **United States Design Patent**
McClaskie

(10) **Patent No.:** **US D541,020 S**

(45) **Date of Patent:** **** Apr. 24, 2007**

(54) **OUTSOLE FOR A SHOE**
(75) Inventor: **Thomas E. McClaskie**, Bethlehem, PA
(US)
(73) Assignee: **Columbia Insurance Company**,
Omaha, NE (US)
(**) Term: **14 Years**

(21) Appl. No.: **29/226,755**

(22) Filed: **Mar. 31, 2005**

(51) **LOC (8) Cl.** **02-04**

(52) **U.S. Cl.** **D2/952; D2/947; D2/951;**
D2/960

(58) **Field of Classification Search** D2/902,
D2/947, 951, 953, 954, 956, 957, 959, 960;
36/3 B, 22 R, 25 R, 32 R, 59 C
See application file for complete search history.

(56) **References Cited**

U.S. PATENT DOCUMENTS

1,974,543 A	9/1934	Reymond	
2,046,217 A	6/1936	Strauss	
2,079,237 A	5/1937	Allard	
2,160,768 A	5/1939	Wasser	
2,344,069 A	3/1944	Wasser	
3,091,871 A	6/1963	Tronche	
3,175,310 A	3/1965	MacQuaid	
3,175,311 A	3/1965	MacQuaid	
3,191,321 A	6/1965	Brutting	
3,213,551 A	10/1965	Krauss	
3,407,518 A	10/1968	MacQuaid et al.	
3,525,165 A	8/1970	Randall, Jr.	
3,561,142 A	2/1971	Streit, Sr. et al.	
4,231,170 A	11/1980	Griswold	36/72
4,366,629 A	1/1983	Scherz	36/4
4,562,652 A	1/1986	Hensler	36/102
4,908,963 A	3/1990	Krajcir et al.	36/77
4,995,174 A	2/1991	Hong et al.	36/72
5,048,203 A	9/1991	Kling	36/32
D330,802 S	* 11/1992	Edmund et al.	D2/952
5,185,944 A	2/1993	Okajima	36/45
D343,507 S	* 1/1994	Gramola	D2/948

5,499,459 A	3/1996	Tomaro	36/10
D369,234 S	* 4/1996	Fabio	D2/952
5,526,584 A	6/1996	Bleimhofer et al.	36/10
5,738,937 A	4/1998	Baychar	428/316.6
D403,143 S	* 12/1998	Gillespie	D2/952
D440,745 S	* 4/2001	Matis et al.	D2/954
D467,710 S	* 12/2002	Matis et al.	D2/952
D468,080 S	* 1/2003	Matis et al.	D2/952
D480,203 S	* 10/2003	Matis et al.	D2/952
D490,222 S	* 5/2004	Burg et al.	D2/951
D495,121 S	* 8/2004	McClaskie	D2/952
D495,856 S	* 9/2004	McClaskie	D2/952

(Continued)

Primary Examiner—Celia A. Murphy

(74) *Attorney, Agent, or Firm*—St. Onge Steward Johnston
& Reens LLC

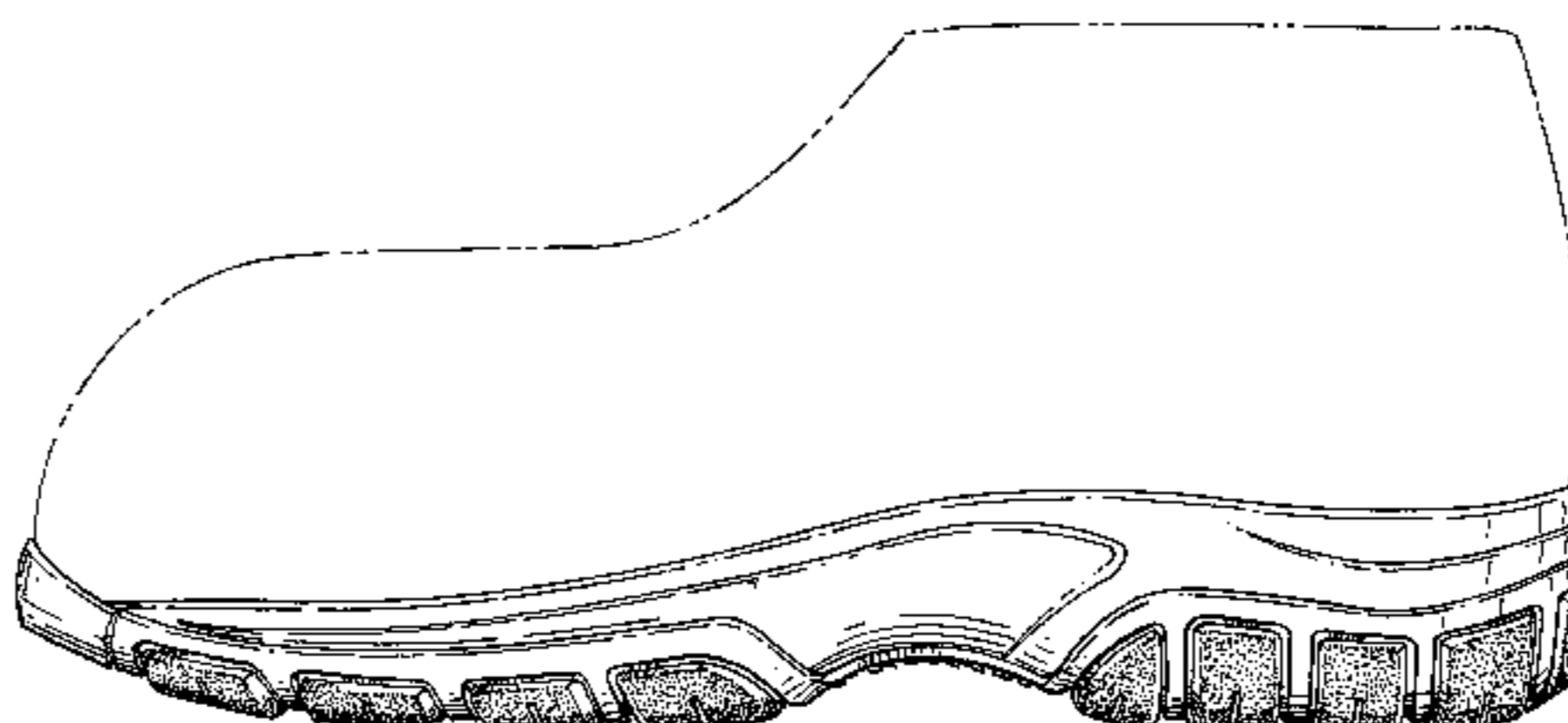
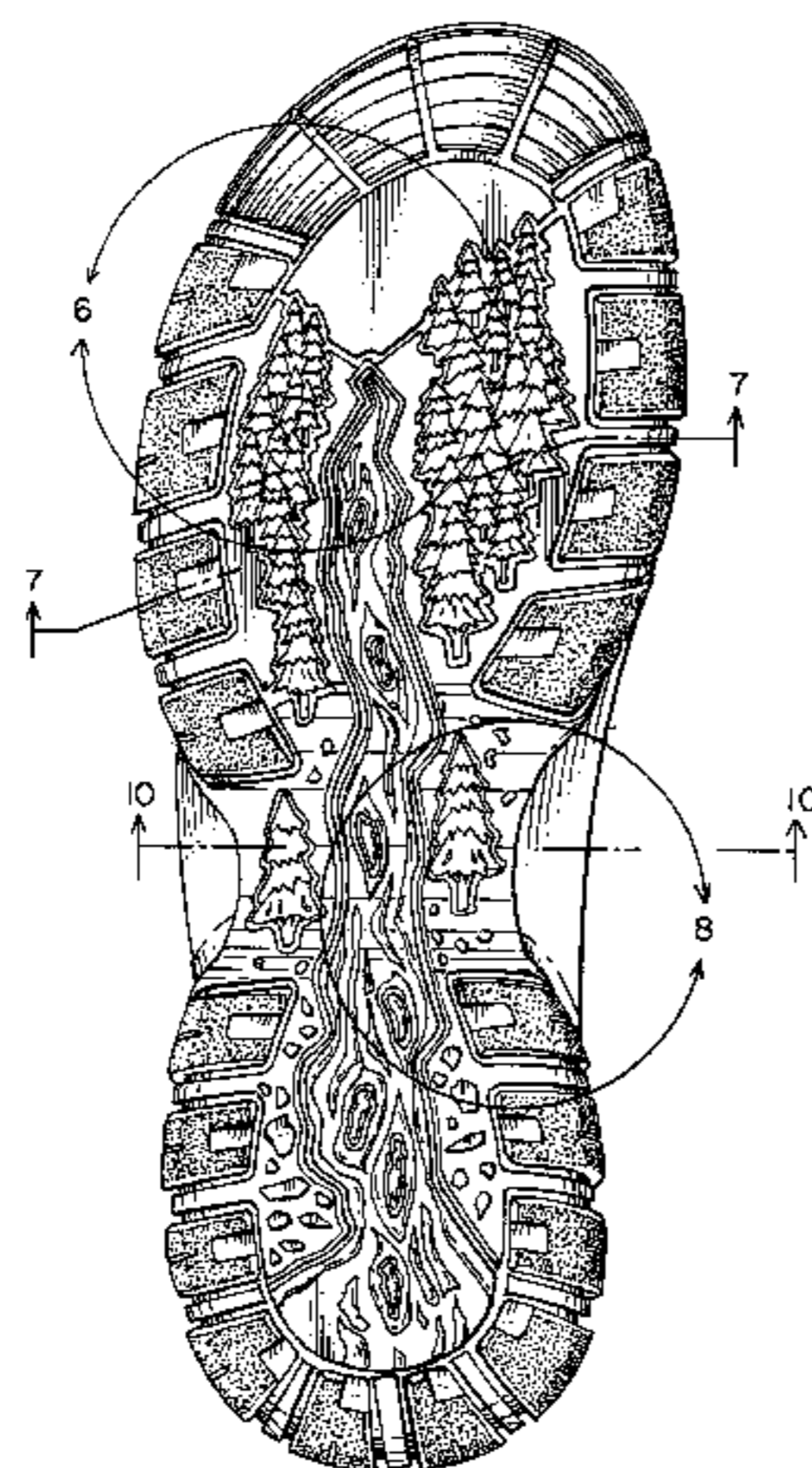
(57) **CLAIM**

I claim the ornamental design for an outsole for a shoe, as shown and described.

DESCRIPTION

FIG. 1 is a bottom plan view of an outsole for a shoe showing my new design;
 FIG. 2 is a right side view thereof;
 FIG. 3 is a left side view thereof;
 FIG. 4 is a front view thereof;
 FIG. 5 is a rear view thereof;
 FIG. 6 is an enlarged view of the area labeled “6” in FIG. 1;
 FIG. 7 is a cross sectional view taken along the line 7—7 shown in FIG. 1;
 FIG. 8 is an enlarged perspective view of the area labeled “8” in FIG. 1;
 FIG. 9 is a cross sectional view taken along the line 9—9 shown in FIG. 8; and,
 FIG. 10 is a cross sectional view taken along line 10—10 shown in FIG. 1.
 The broken lines showing a shoe upper in FIGS. 2–5 along with the broken lines in the cross-section shown in FIG. 8 represent portions of the design that form no part of the claim.

1 Claim, 6 Drawing Sheets



US D541,020 S

Page 2

U.S. PATENT DOCUMENTS			
D497,468 S	*	10/2004 McClaskie	D2/952
D503,263 S	*	3/2005 Lebo	D2/952
D507,694 S	*	7/2005 Recchi	D2/953
D511,609 S	*	11/2005 Magro et al.	D2/908
D513,839 S	*	1/2006 McClaskie	D2/952
D527,514 S	*	9/2006 Cass	D2/953

* cited by examiner

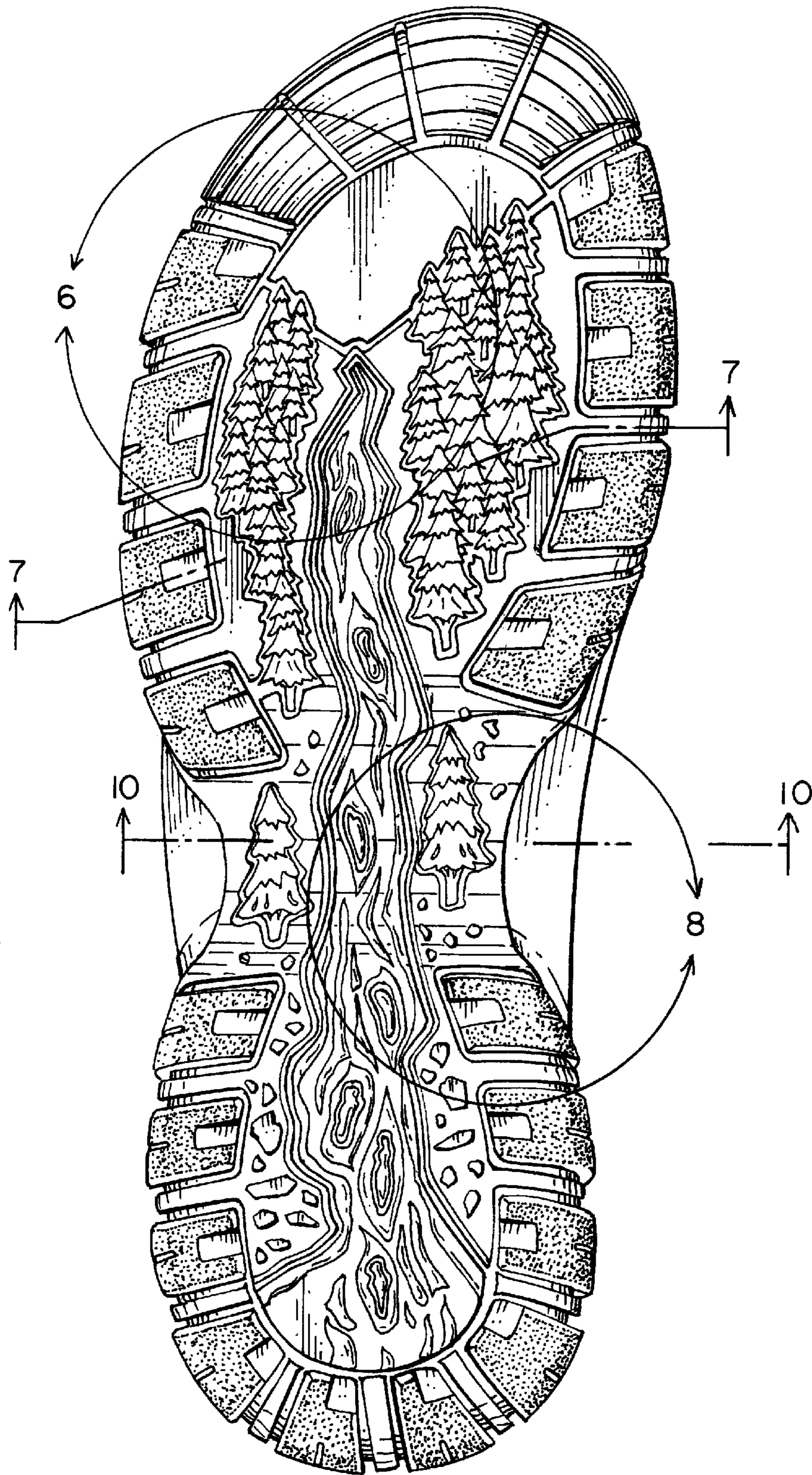


FIG. 1

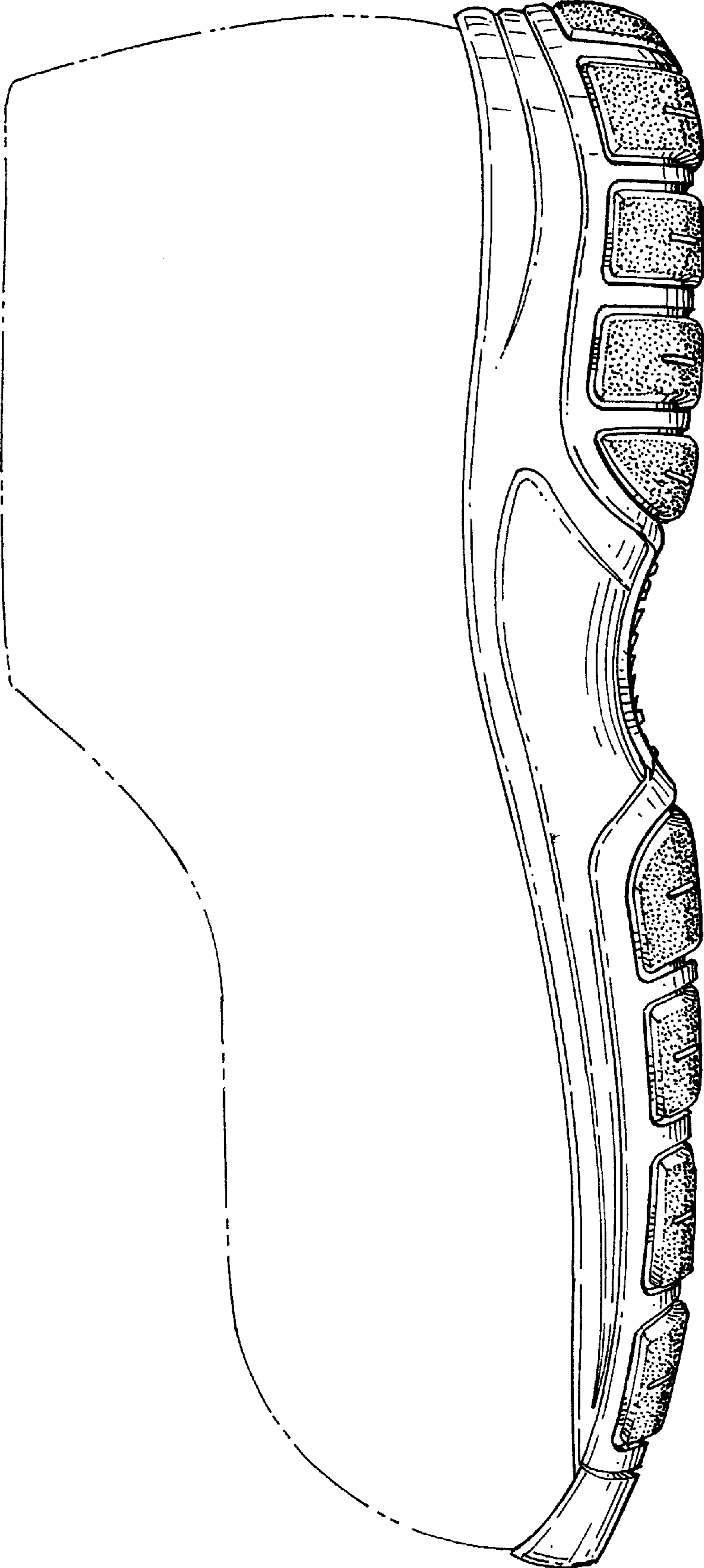


FIG. 2

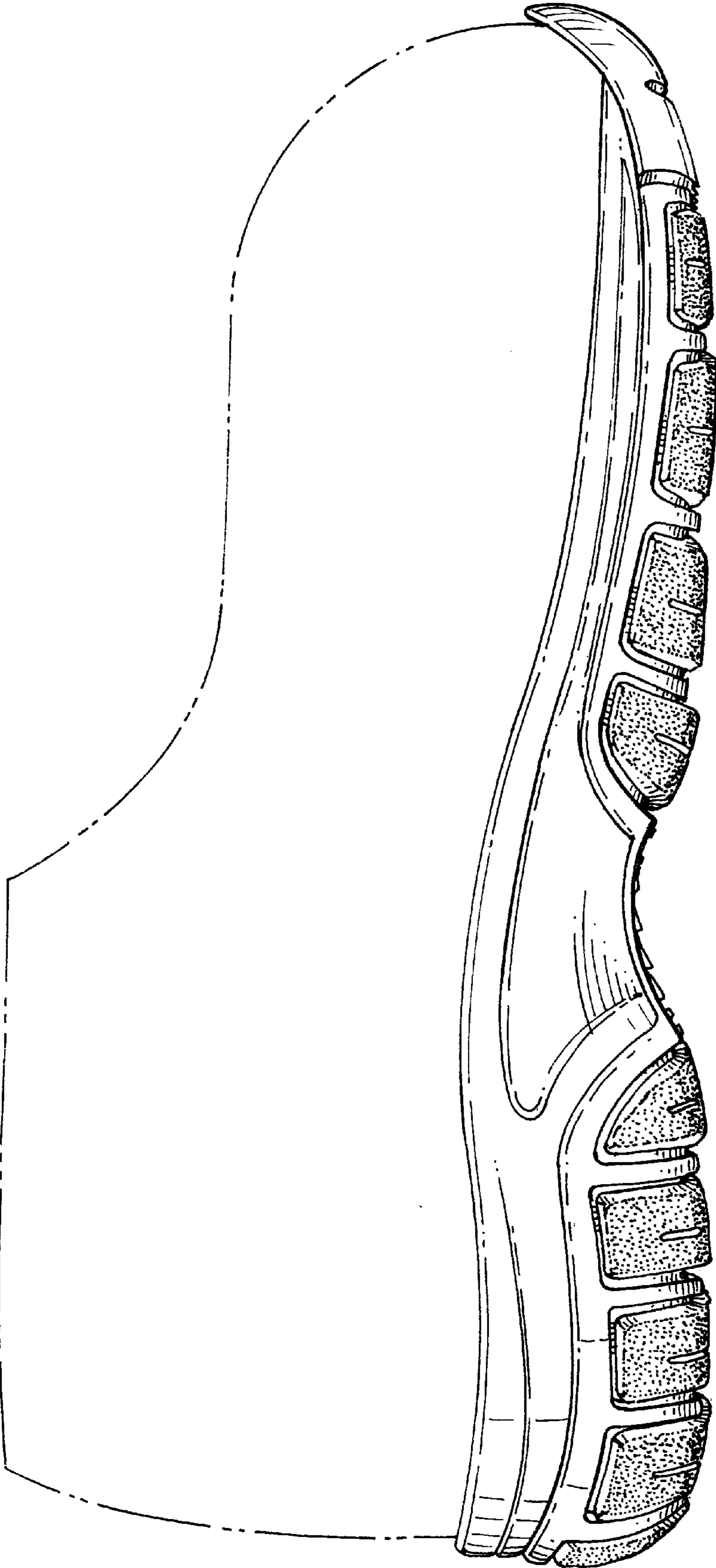


FIG. 3

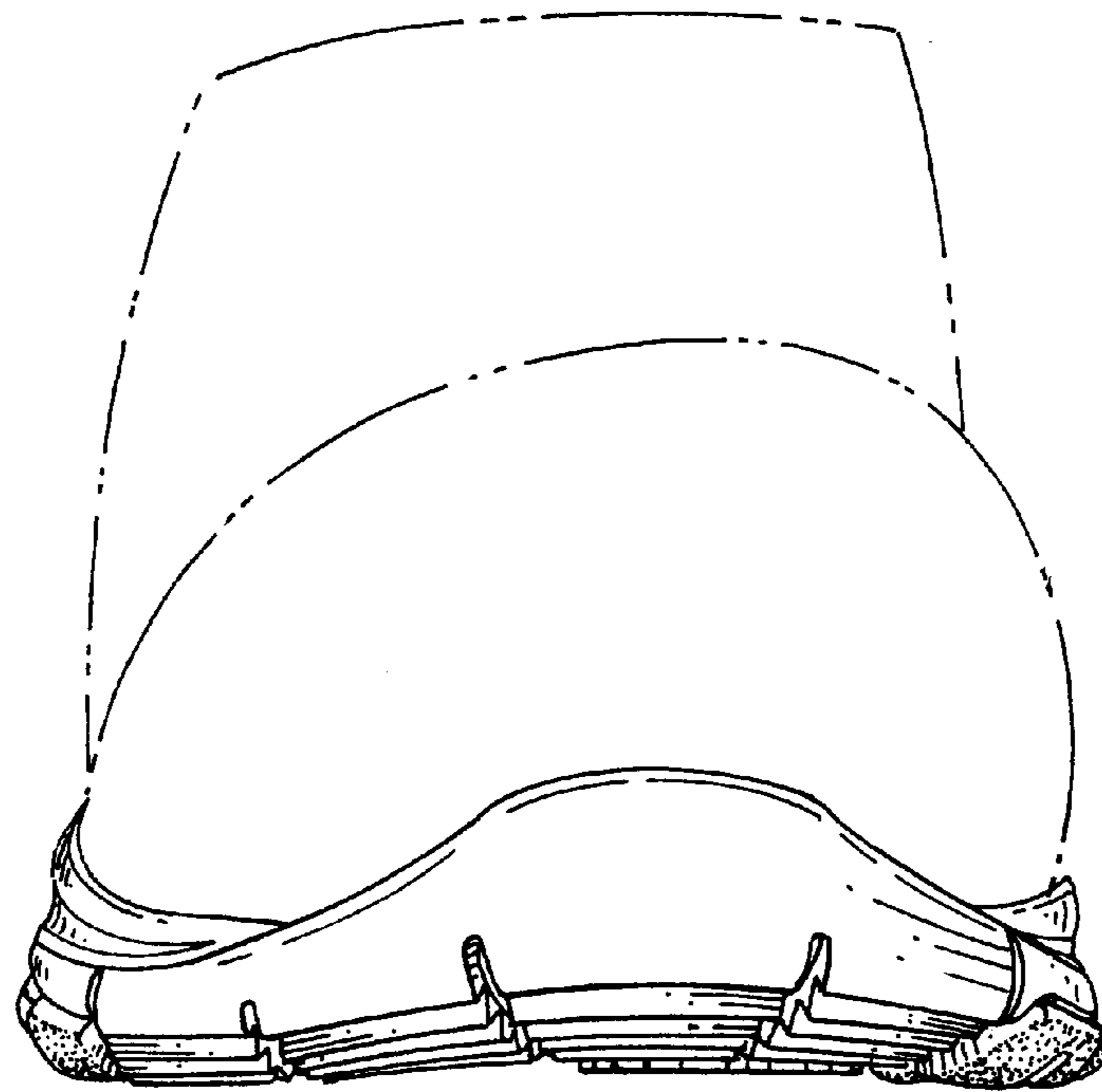


FIG. 4

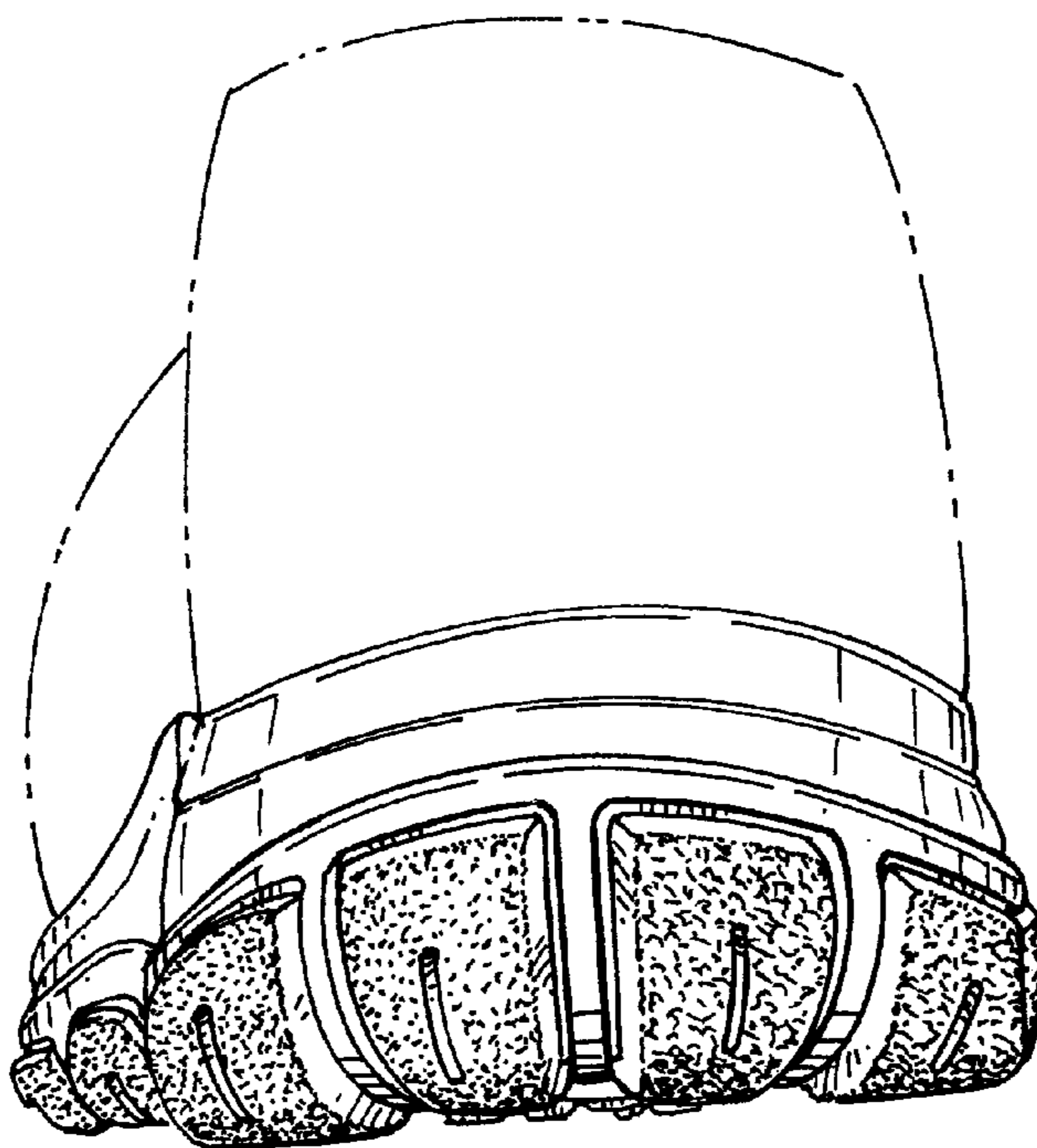


FIG. 5

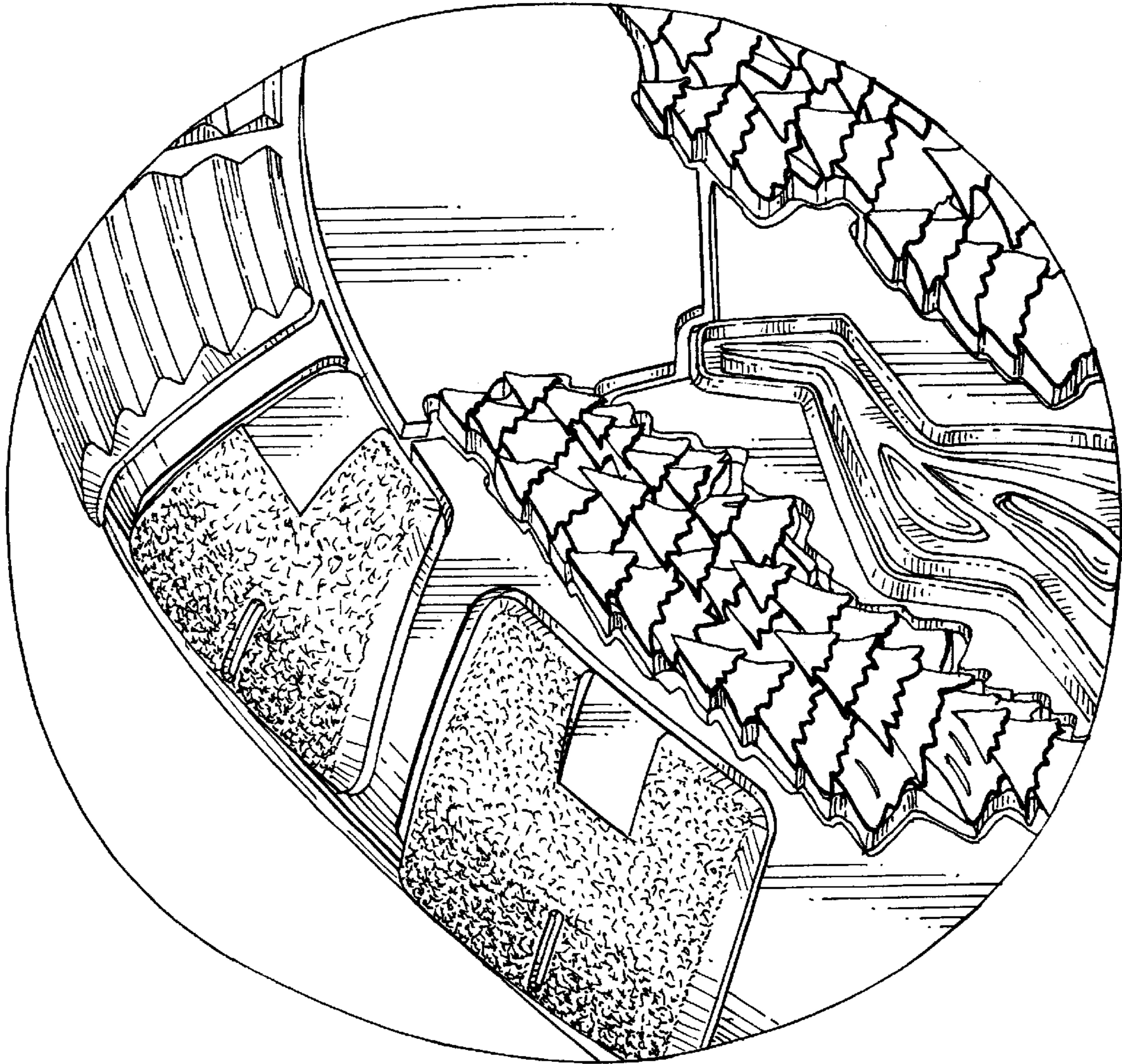


FIG. 6

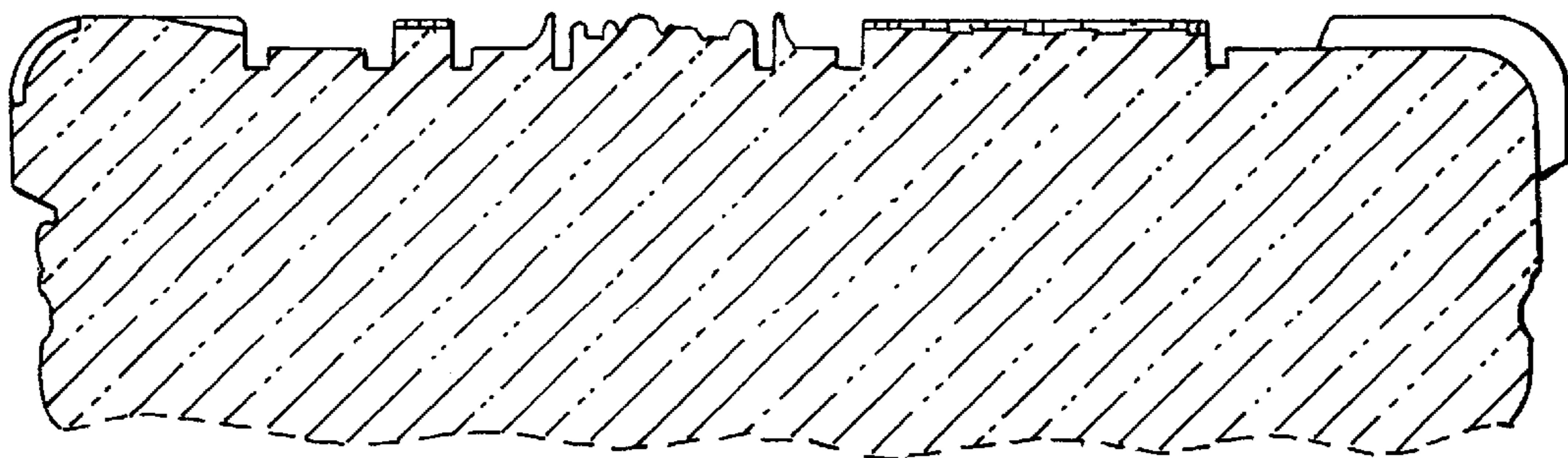


FIG. 7

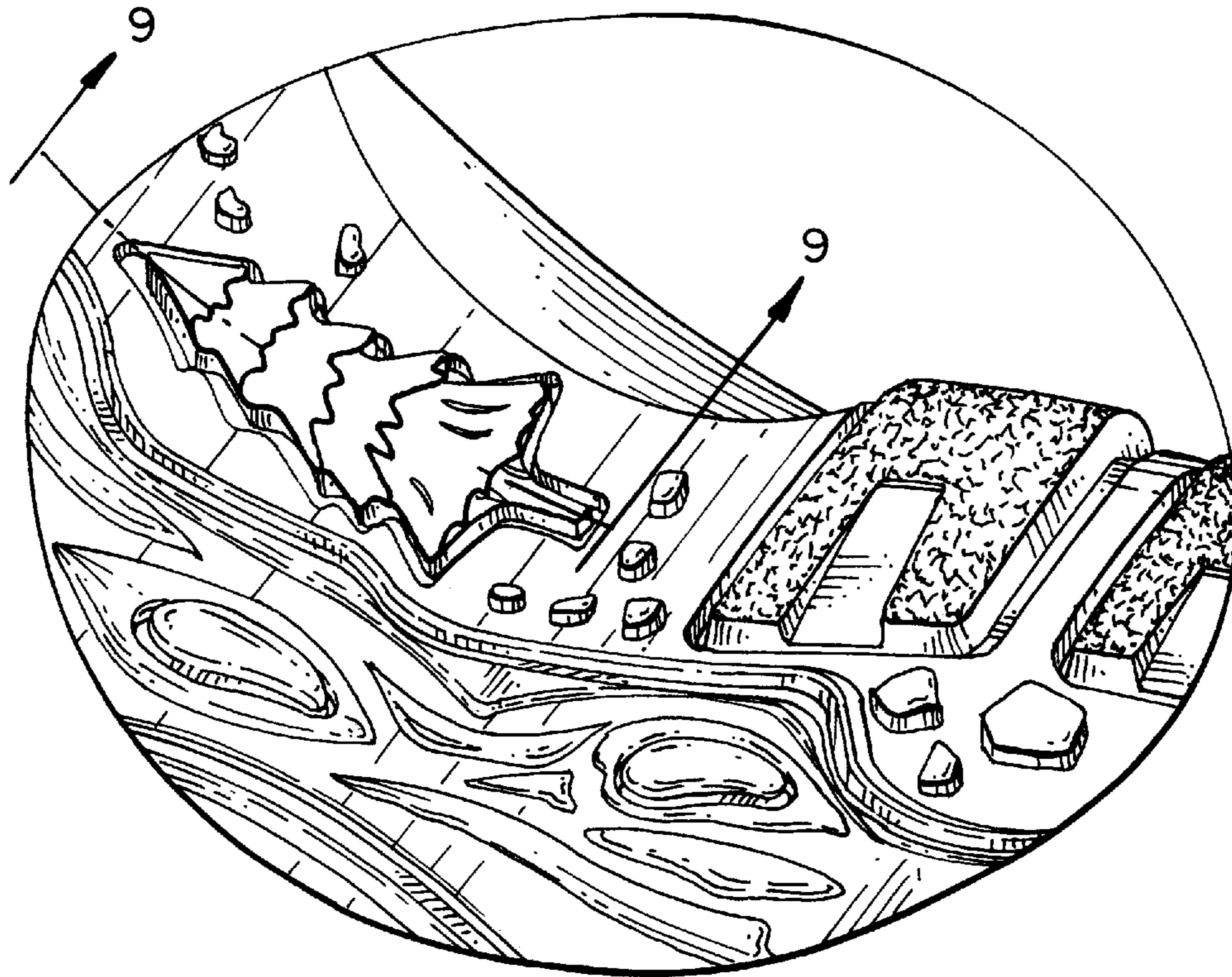


FIG. 8



FIG. 9

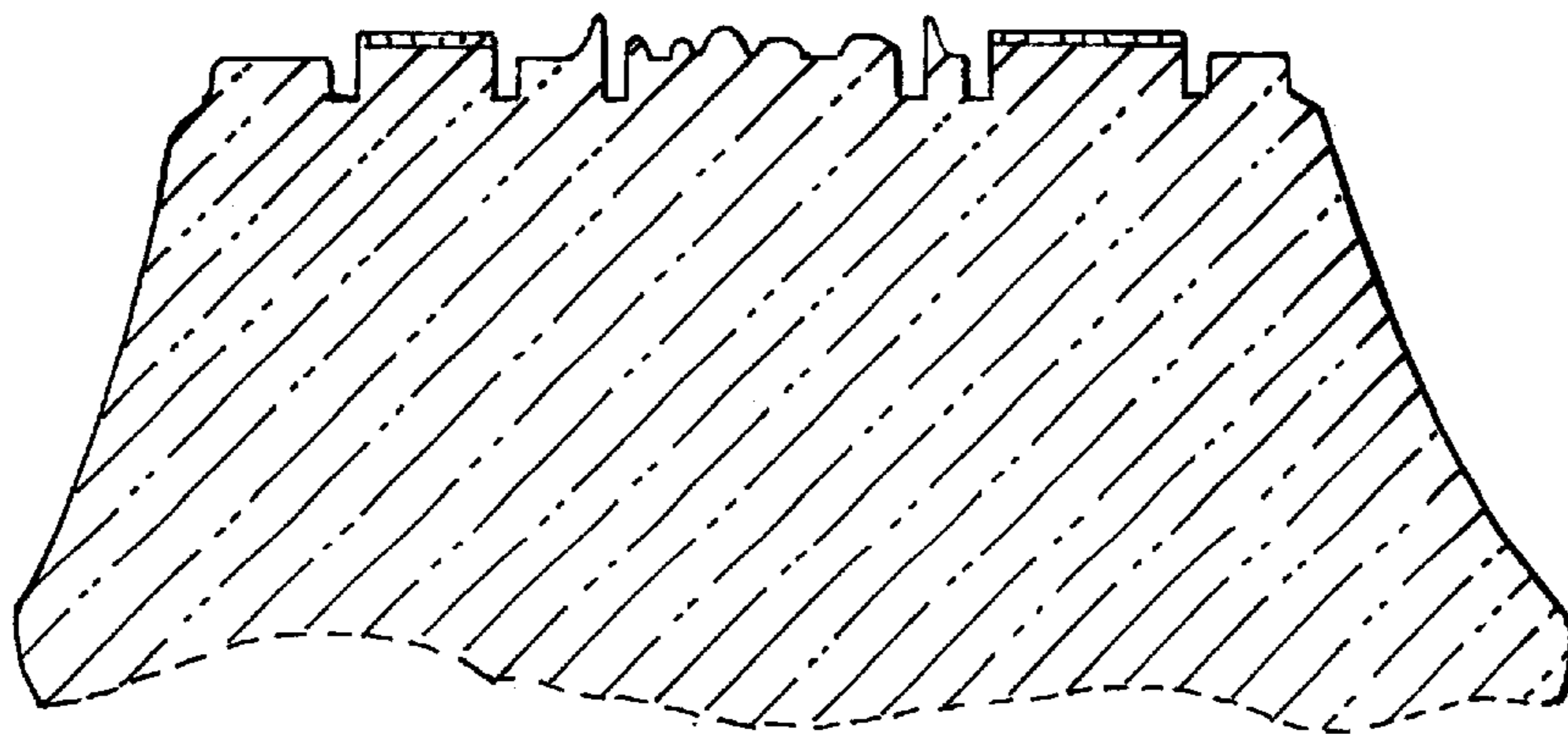


FIG. 10