

US00D541016S

(12) **United States Design Patent**
Rudnick et al.

(10) **Patent No.:** **US D541,016 S**

(45) **Date of Patent:** **** Apr. 24, 2007**

(54) **POCKET ON SHOE**

(76) Inventors: **Thomas S. Rudnick**, 10 Thacher Brook Cir., Attleboro, MA (US) 02703;
Heather Marvin, 6 Standish Way, Canton, MA (US) 02021

(**) Term: **14 Years**

(21) Appl. No.: **29/237,046**

(22) Filed: **Aug. 24, 2005**

(51) **LOC (8) Cl.** **02-99**

(52) **U.S. Cl.** **D2/946; D2/972**

(58) **Field of Classification Search** D2/902,
D2/905-908, 943, 944, 969, 972-974, 946;
36/45, 50.1, 77 M, 77 R, 83, 88, 113, 114,
36/126-131

See application file for complete search history.

(56) **References Cited**

U.S. PATENT DOCUMENTS

D143,391 S	*	1/1946	Barlow	D2/923
D261,695 S	*	11/1981	Gamm	D2/905
D271,157 S	*	11/1983	Gamm	D2/905
D272,962 S		3/1984	Clarvit		
D274,955 S		8/1984	Lee		
D277,615 S	*	2/1985	Gamm	D2/912
D279,519 S		7/1985	Gamm		
D280,776 S	*	10/1985	Gamm	D2/905
D280,862 S		10/1985	Gamm		
D282,021 S		1/1986	Linn		
D283,365 S		4/1986	Gamm		
D283,750 S		5/1986	Gamm		
D285,261 S		8/1986	Gamm		

D289,102 S	*	4/1987	Gamm	D2/969
D292,441 S	*	10/1987	Gamm	D2/916
4,697,363 A	*	10/1987	Gamm	36/136
4,726,128 A	*	2/1988	Lin	36/132
D345,853 S		4/1994	Blankenship		
D404,546 S	*	1/1999	Isenberg	D2/946
D440,755 S		4/2001	Lupo		
6,289,612 B1		9/2001	Kent		
D468,522 S		1/2003	Wilson		
D494,349 S	*	8/2004	Teteriatnikov	D2/969
D506,596 S	*	6/2005	Kim	D2/946
D507,861 S	*	8/2005	Kim	D2/946

* cited by examiner

Primary Examiner—Dominic Simone

(74) *Attorney, Agent, or Firm*—Fross Zelnick Lehrman & Zissu, P.C.; David I. Greenbaum, Esq.

(57) **CLAIM**

The ornamental design for a pocket on shoe, as shown and described.

DESCRIPTION

FIG. 1 is a front perspective view of a shoe showing a new pocket design;


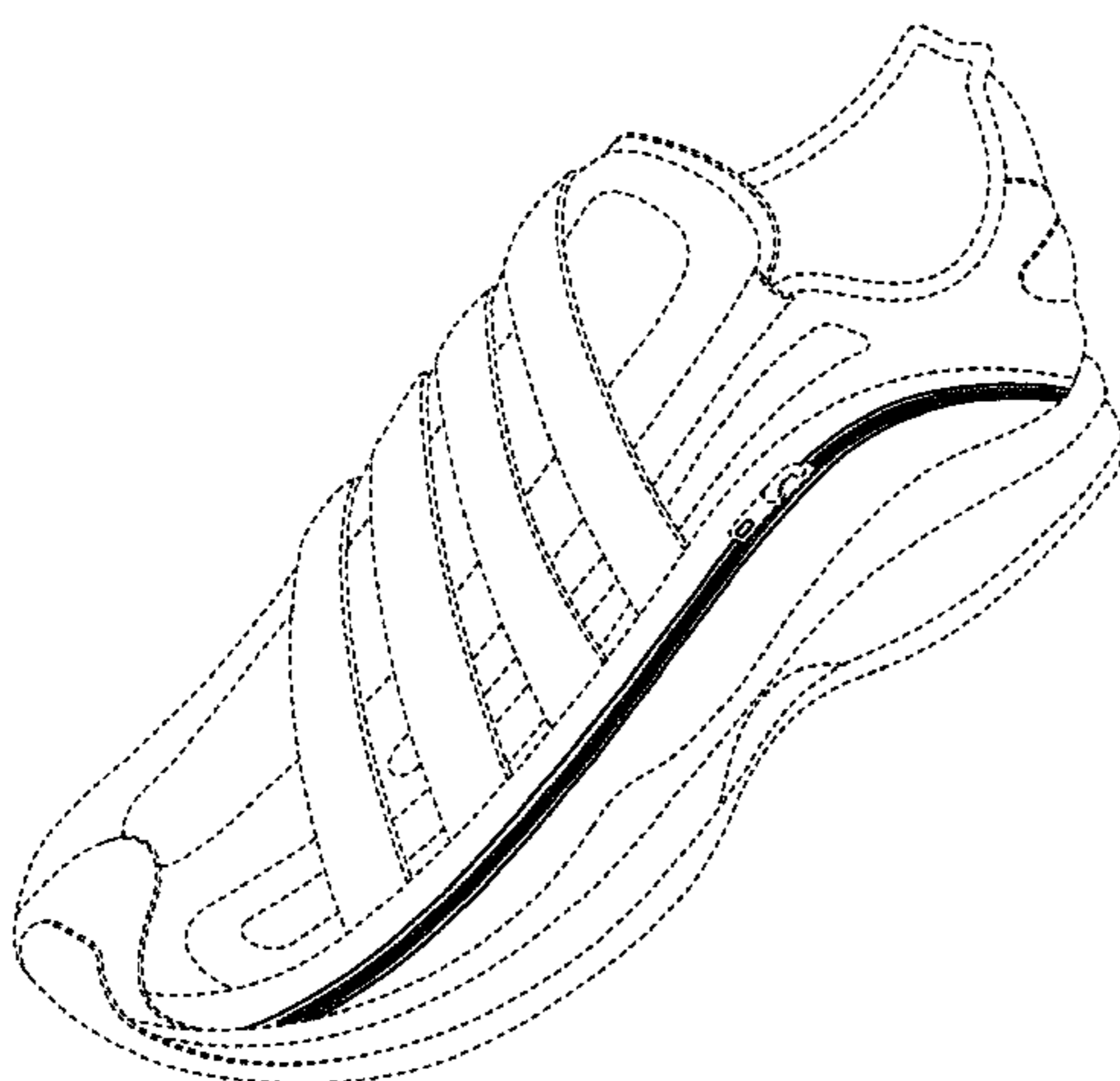
FIG. 2 is a side view thereof; and,

FIG. 3 is a side view of a second embodiment of the new pocket design shown in FIG. 1.

The broken line showing of the sole, portions of the upper, portions of the shoe, and zipper pull is for illustrative purposes only and forms no part of the claimed design.

The zipper teeth, shown in solid lines for clarity, are for illustrative purposes only and form no part of the claimed design.

1 Claim, 3 Drawing Sheets



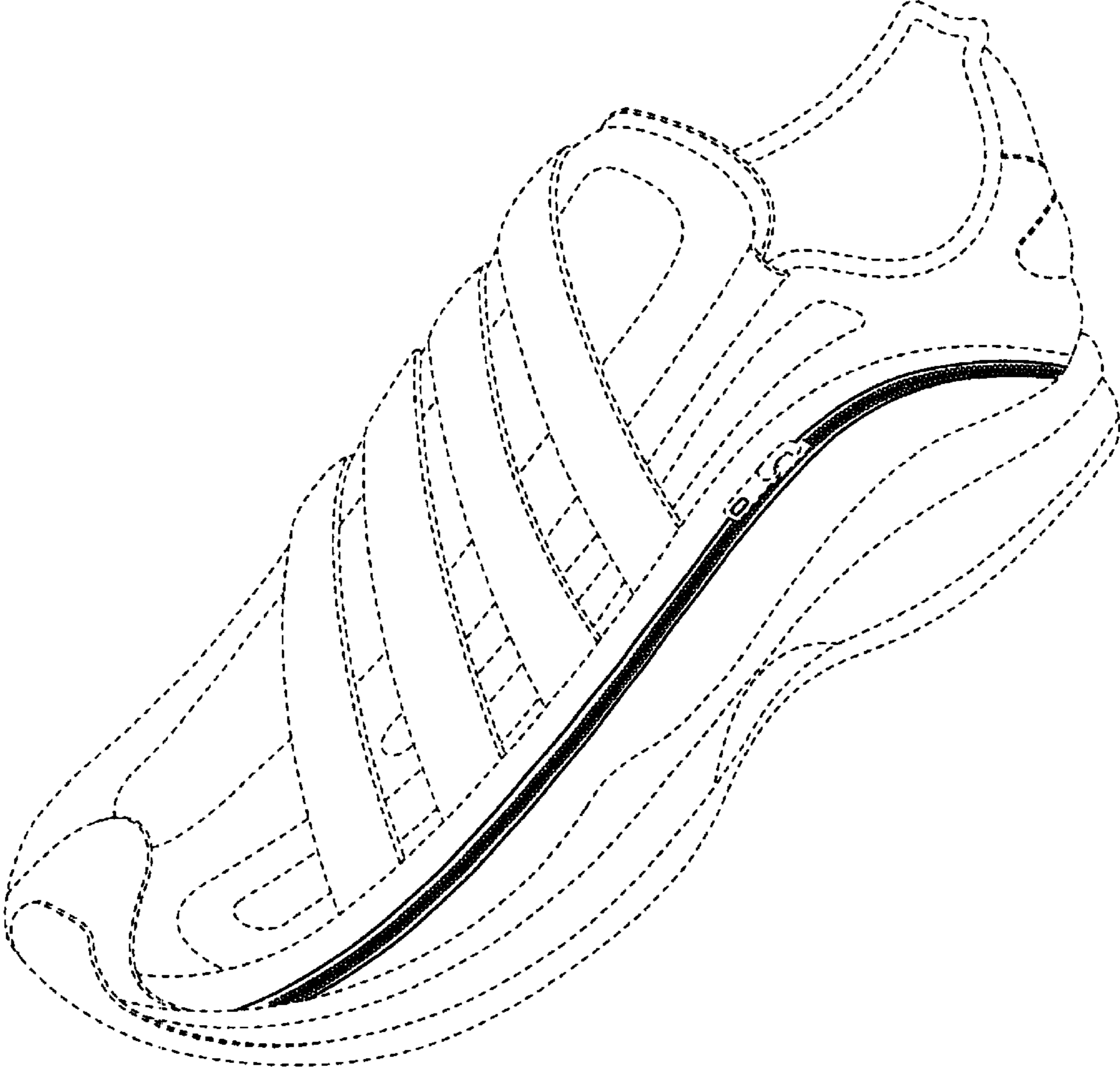


FIG. 1




FIG. 2

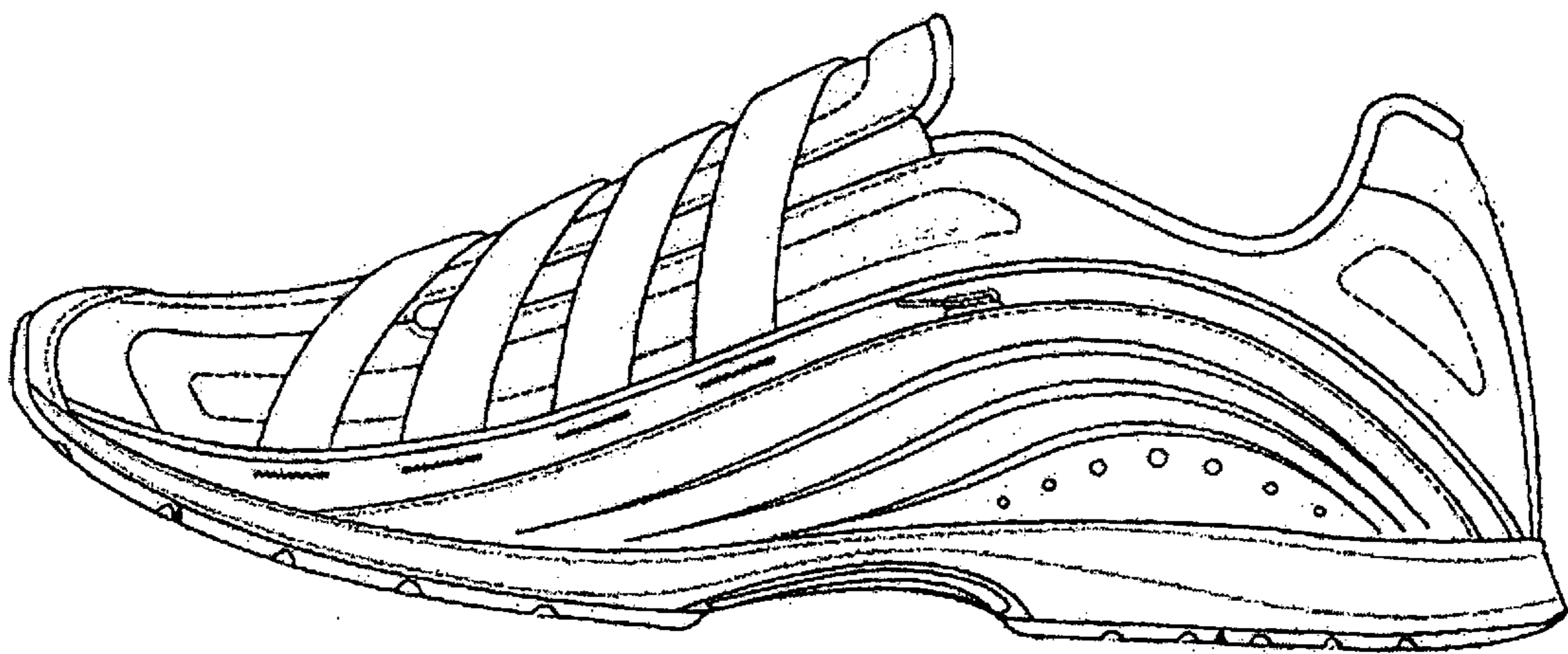


FIG. 3