



US00D541013S

(12) **United States Design Patent**  
**Kim**

(10) **Patent No.:** **US D541,013 S**

(45) **Date of Patent:** **\*\* Apr. 24, 2007**

(54) **CAP**  
(75) **Inventor:** **Sung Jin Kim**, Seoul (KR)  
(73) **Assignee:** **Dada Corp.**, Seoul (KR)  
(\*\*) **Term:** **14 Years**

D387,889 S 12/1997 Farbman  
D406,687 S 3/1999 Thorpe  
D413,708 S \* 9/1999 Schleh ..... D2/869  
D415,604 S \* 10/1999 Schleh ..... D2/869  
6,543,061 B1 \* 4/2003 Morgan ..... 2/183

\* cited by examiner

*Primary Examiner*—Robert M. Spear  
*Assistant Examiner*—Mary Ann Calabrese

(21) **Appl. No.:** **29/235,199**  
(22) **Filed:** **Jul. 29, 2005**

(57) **CLAIM**

The ornamental design for a cap, as shown and described.

(51) **LOC (8) Cl.** ..... **02-03**  
(52) **U.S. Cl.** ..... **D2/882**  
(58) **Field of Classification Search** ..... D2/865,  
D2/866, 869, 871, 872, 874, 876, 882, 893,  
D2/895, 908; 2/171, 171.1, 175.1, 181, 183,  
2/195.1–195.5, 209.12, 209.13, 209.3  
See application file for complete search history.

**DESCRIPTION**

FIG. 1 is a perspective view of the cap showing my new design;  
FIG. 2 is a front elevational view thereof;  
FIG. 3 is a rear elevational view thereof; and,  
FIG. 4 is a left side elevational view thereof.  
The broken line showing of the visor is for illustrative purposes only and forms no part of the claimed design.  
The broken lines shown on the crown represent stitching forming part of the claimed design and also the broken lines within the shoe(the indicia) represent stitches and form part of the claim.

(56) **References Cited**  
U.S. PATENT DOCUMENTS

D251,817 S \* 5/1979 Inohara ..... D2/908  
D285,983 S 10/1986 Greufe  
D350,221 S \* 9/1994 Van Doren ..... D2/866  
5,603,121 A \* 2/1997 Borkovic et al. .... 2/195.2  
D387,888 S \* 12/1997 Farbman ..... D2/869

**1 Claim, 2 Drawing Sheets**

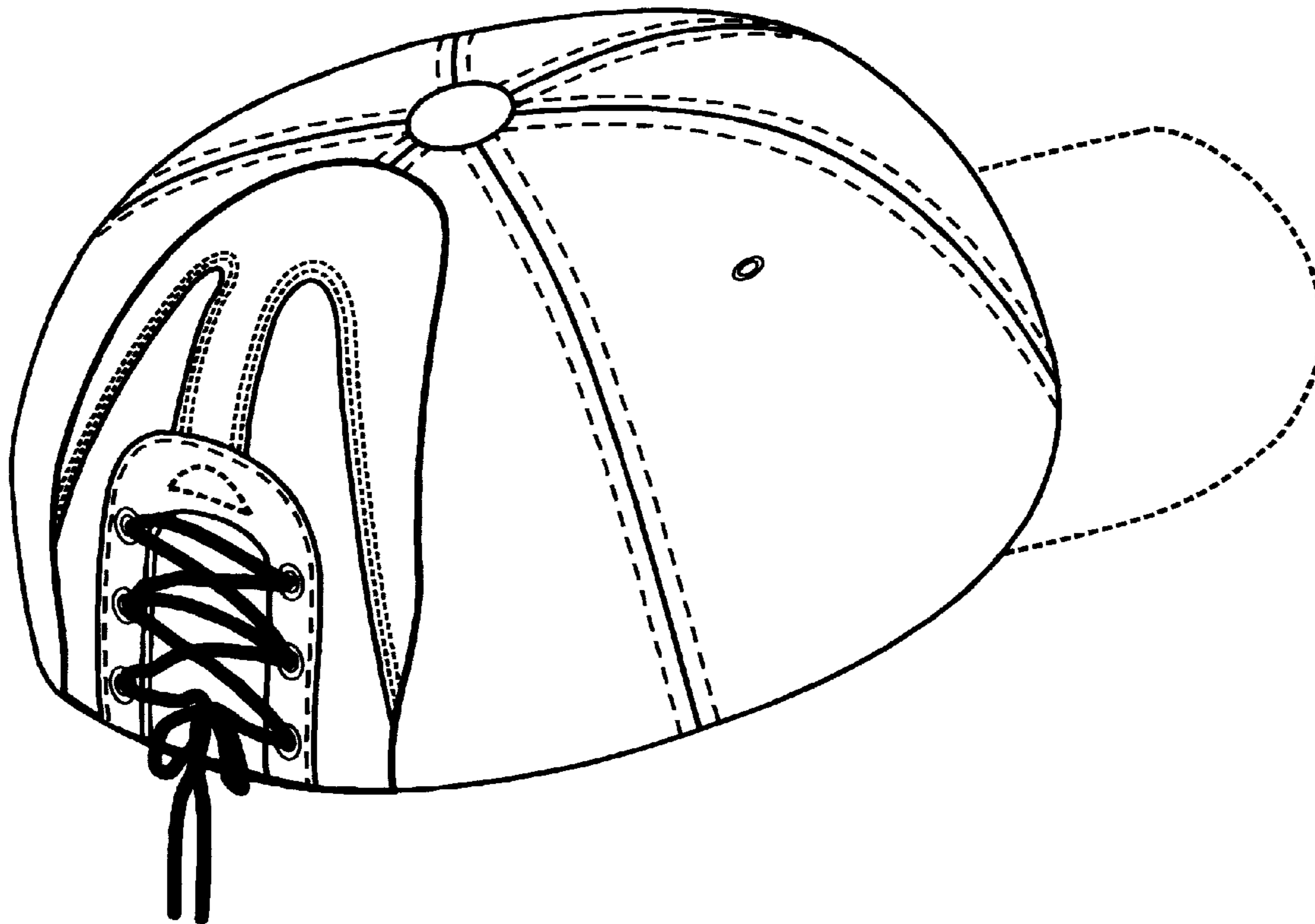


FIG. 1.

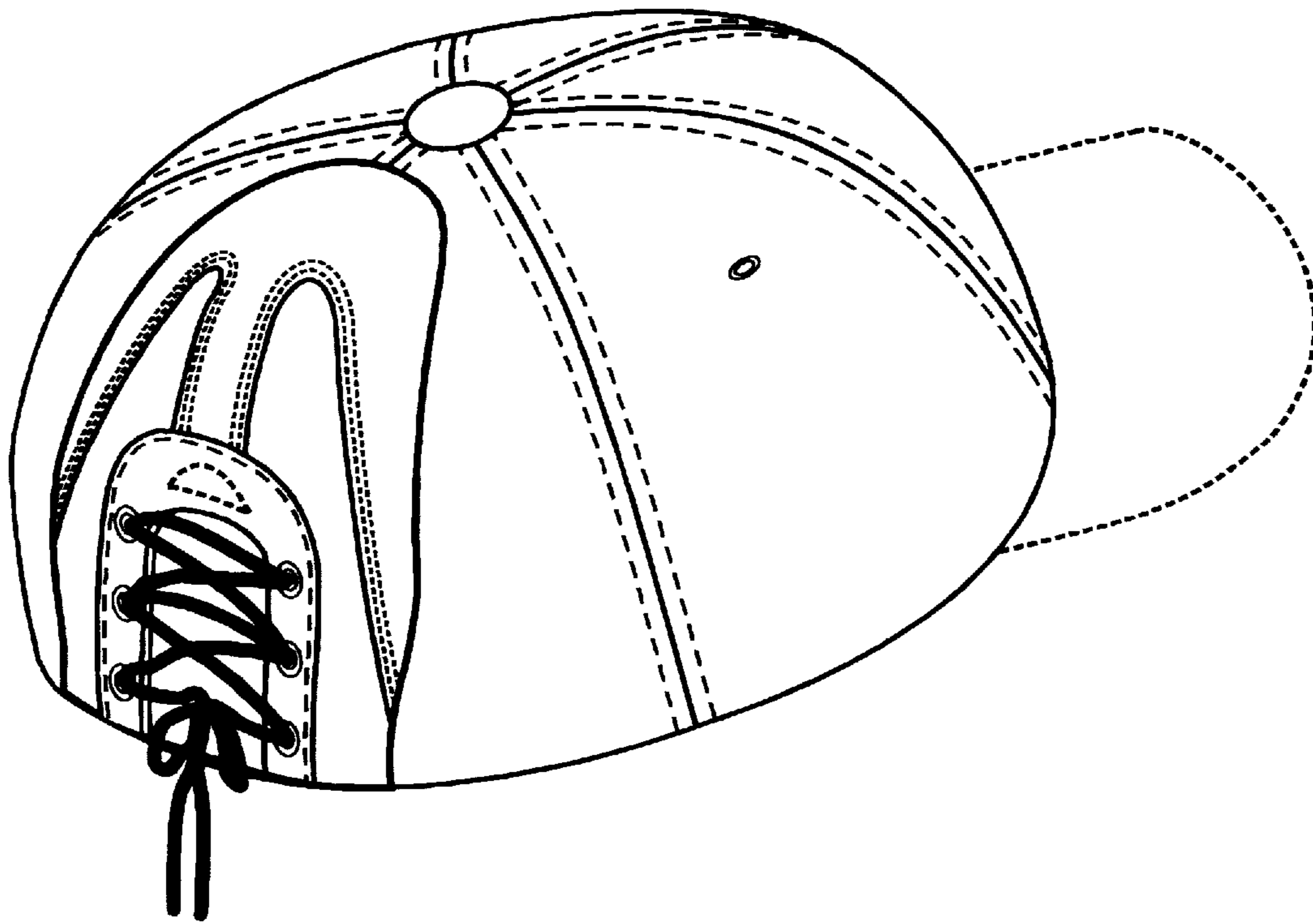


FIG. 2.

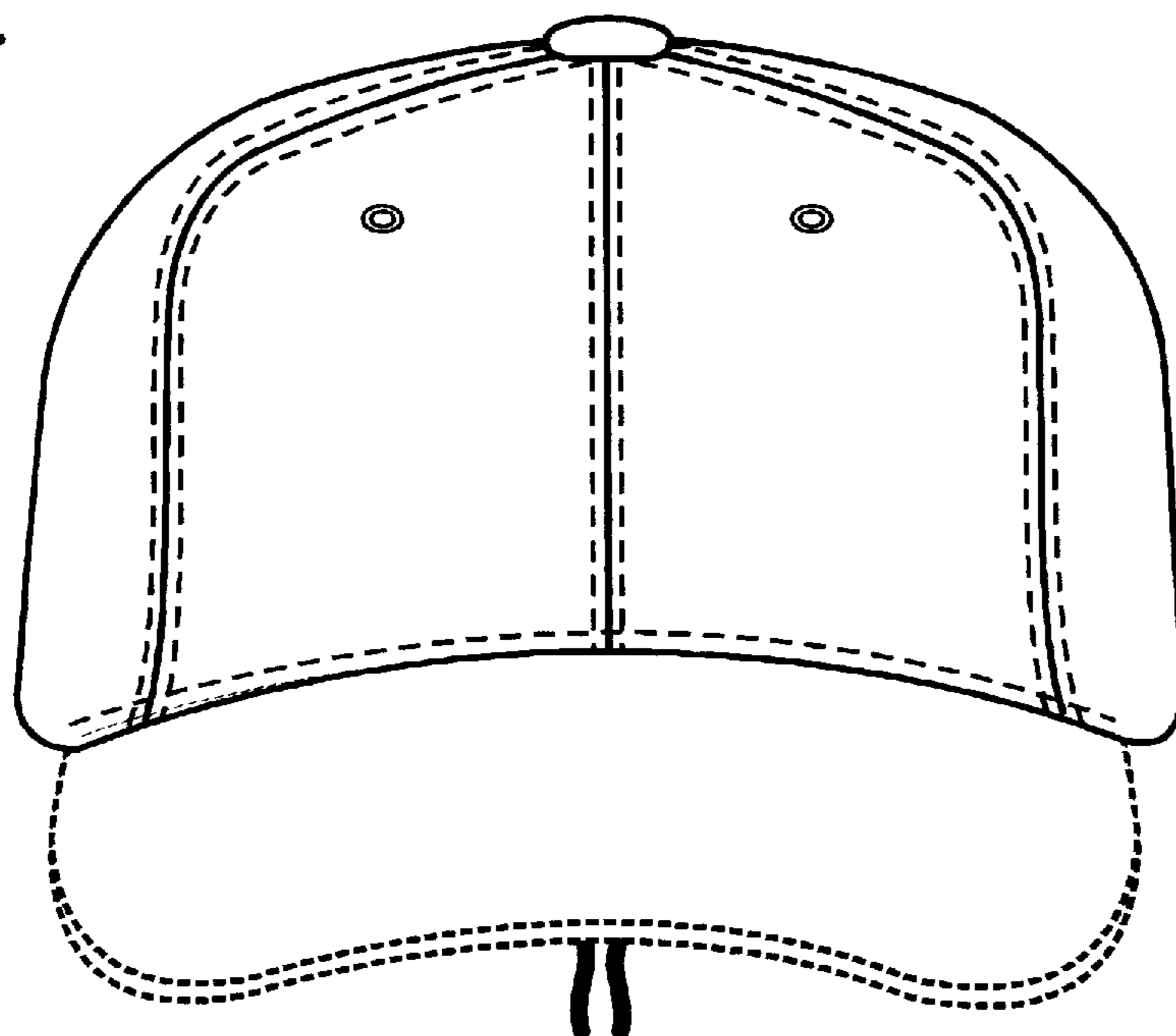


FIG. 3.

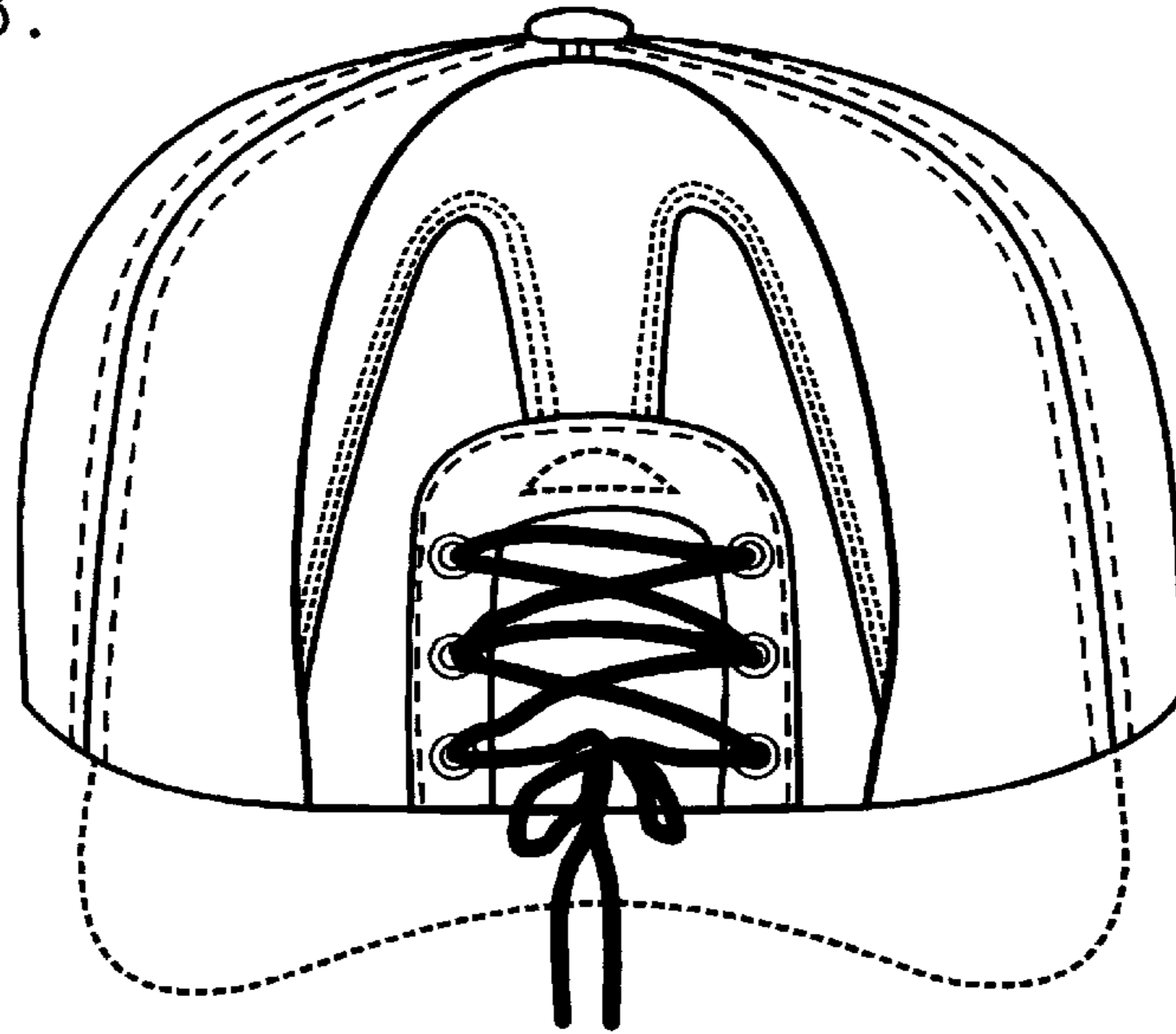


FIG. 4.

