



US00D541005S

(12) **United States Design Patent**
Danelius

(10) **Patent No.:** **US D541,005 S**
(45) **Date of Patent:** **** Apr. 17, 2007**

(54) **SLOT MACHINE BANK**

(75) Inventor: **Darrell Danelius**, Las Vegas, NV (US)

(73) Assignee: **J.J.T., Inc.**, Las Vegas, NV (US)

(**) Term: **14 Years**

(21) Appl. No.: **29/258,160**

(22) Filed: **Apr. 17, 2006**

(51) **LOC (8) Cl.** **99-00**

(52) **U.S. Cl.** **D99/37**

(58) **Field of Classification Search** D99/28,
D99/37; D20/1-4; D21/370, 483; 463/16,
463/20; 273/138.1, 138.2, 143 R
See application file for complete search history.

(56) **References Cited**

U.S. PATENT DOCUMENTS

D51,658 S	*	1/1918	Pruitt	D20/2
D155,339 S	*	9/1949	Foster	D99/37
D249,294 S	*	9/1978	Housman	D20/1
D272,254 S	*	1/1984	Heywood	D21/370
4,721,307 A	*	1/1988	Okada	273/143 R
D379,202 S	*	5/1997	Takemoto et al.	D21/370
5,695,402 A	*	12/1997	Stupak	463/20
5,752,881 A	*	5/1998	Inoue	463/20
5,984,782 A	*	11/1999	Inoue	463/20
D419,201 S	*	1/2000	de Haas	D21/370
6,602,136 B1	*	8/2003	Baerlocher et al.	463/16
D509,256 S	*	9/2005	Pierce	D21/370

OTHER PUBLICATIONS

antiquet.com™, "Slot Machine Bank", <http://www.antiquet.com/detail/slot-machine-bank,460011.html>; 2 pages; circa Sep. 2004.
NevadaMagazine.com, "Jackpot Bank Slot Machine", <http://secure2.edurus.com/giftshop/store.asp?pg=products&specific=jocqepn4>; 1 page; circa Sep. 2004.
NPD Direct, "Bonanza Bank Slot Machine/Bank", <http://www.npddirect.com/products/cart07.htm>; 1 page; circa Sep. 2004.

Brookstone, "Mega Million Slot™ Machine", http://www.brookstone.com/shop/product.asp?product_code=363218&world_code; 2 pages; circa Sep. 2004.

Las Vegas Style Slot Bank—Casino Slot; J.J.T., Inc.; circa Sep. 2004.

Las Vegas Style Slot Bank—One Armed Bandit; J.J.T., Inc.; circa Sep. 2004.

Carol Wright Gifts; Slot Machine with Savings Bank; <http://web.archive.org/web/20040515144403/www.carolwright-gifts.com/index.cfm?page=detail&product=10310563&category=M>; 1 page; May 15, 2004.

* cited by examiner

Primary Examiner—Paula A. Greene

(74) *Attorney, Agent, or Firm*—Weide & Miller, Ltd.

(57) **CLAIM**

The ornamental design for a slot machine bank, as shown and described.

DESCRIPTION

FIG. 1 is a perspective view of a slot machine bank in accordance with the present invention;

FIG. 2 is a front plan view of the slot machine bank illustrated in FIG. 1;

FIG. 3 is a first side view of the slot machine bank illustrated in FIG. 1;

FIG. 4 is a top plan view of the slot machine bank illustrated in FIG. 1;

FIG. 5 is a rear elevational view of the slot machine bank in FIG. 1;

FIG. 6 is a second side view of the slot machine bank illustrated in FIG. 1; and,

FIG. 7 is a bottom plan view of the slot machine bank illustrated in FIG. 1.

The broken lines are included for the purpose of illustration and form no part of the claimed design.

1 Claim, 2 Drawing Sheets




Fig. 1




Fig. 2




Fig. 3

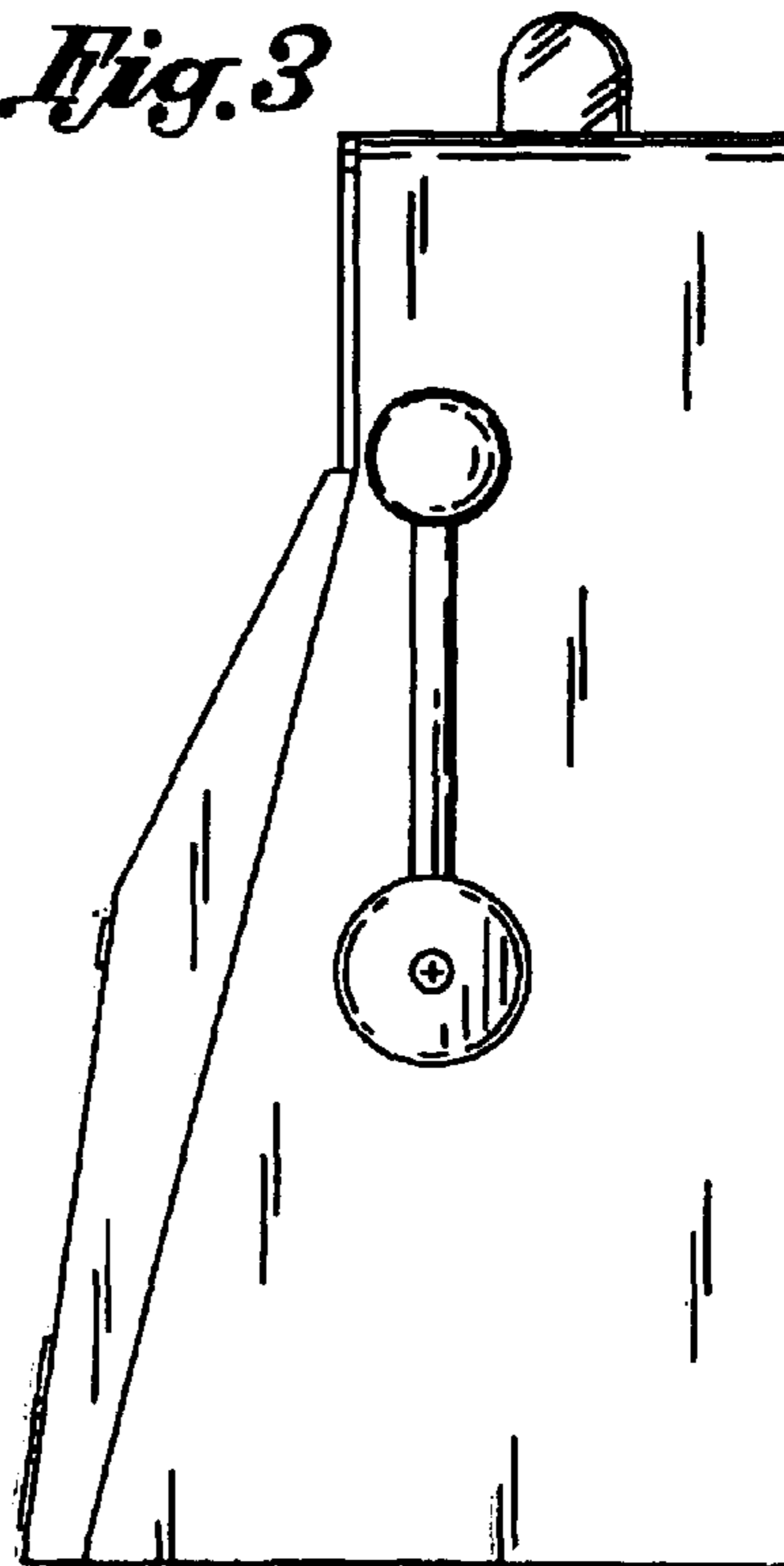


Fig. 4




Fig. 5

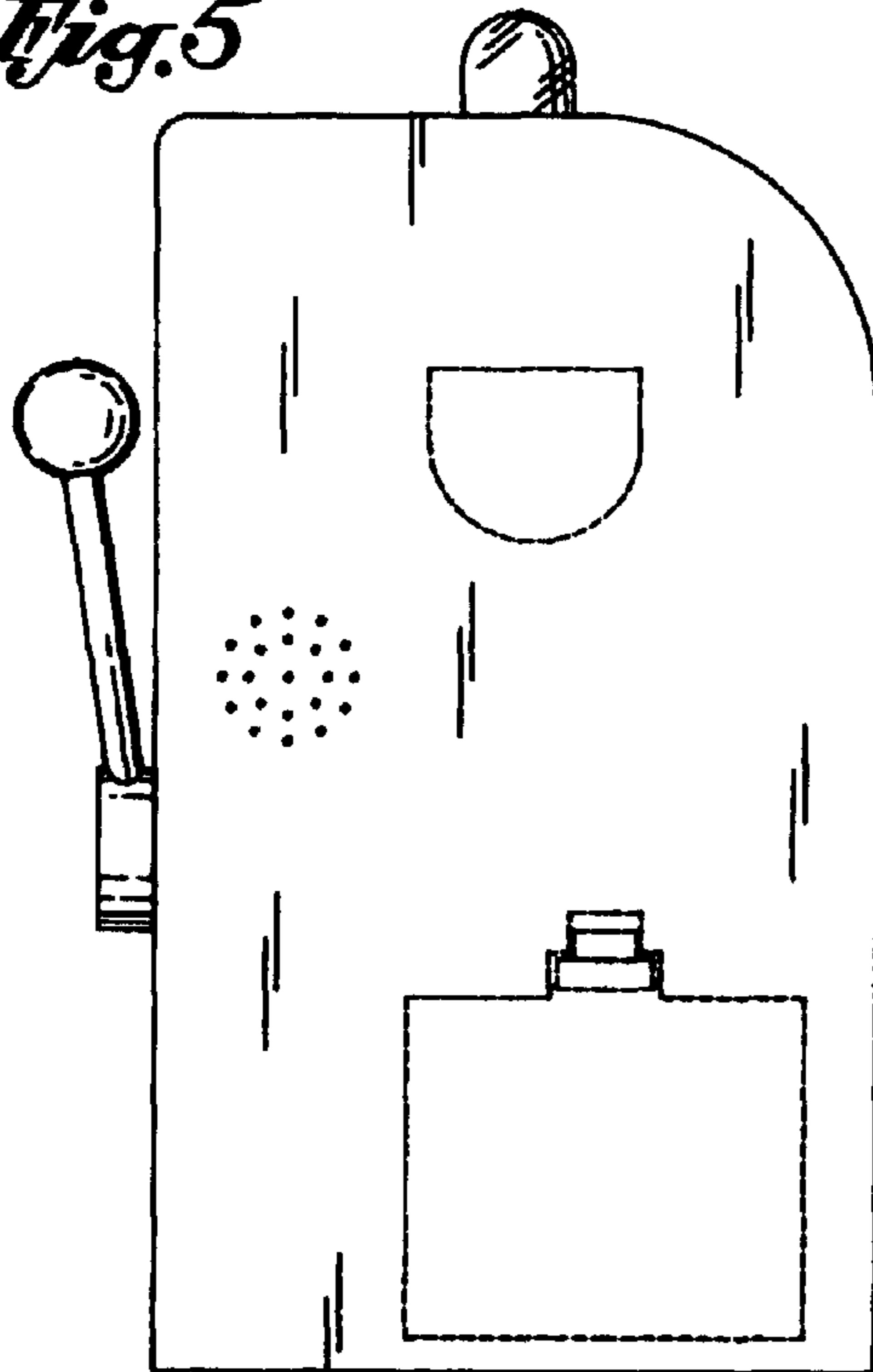


Fig. 6

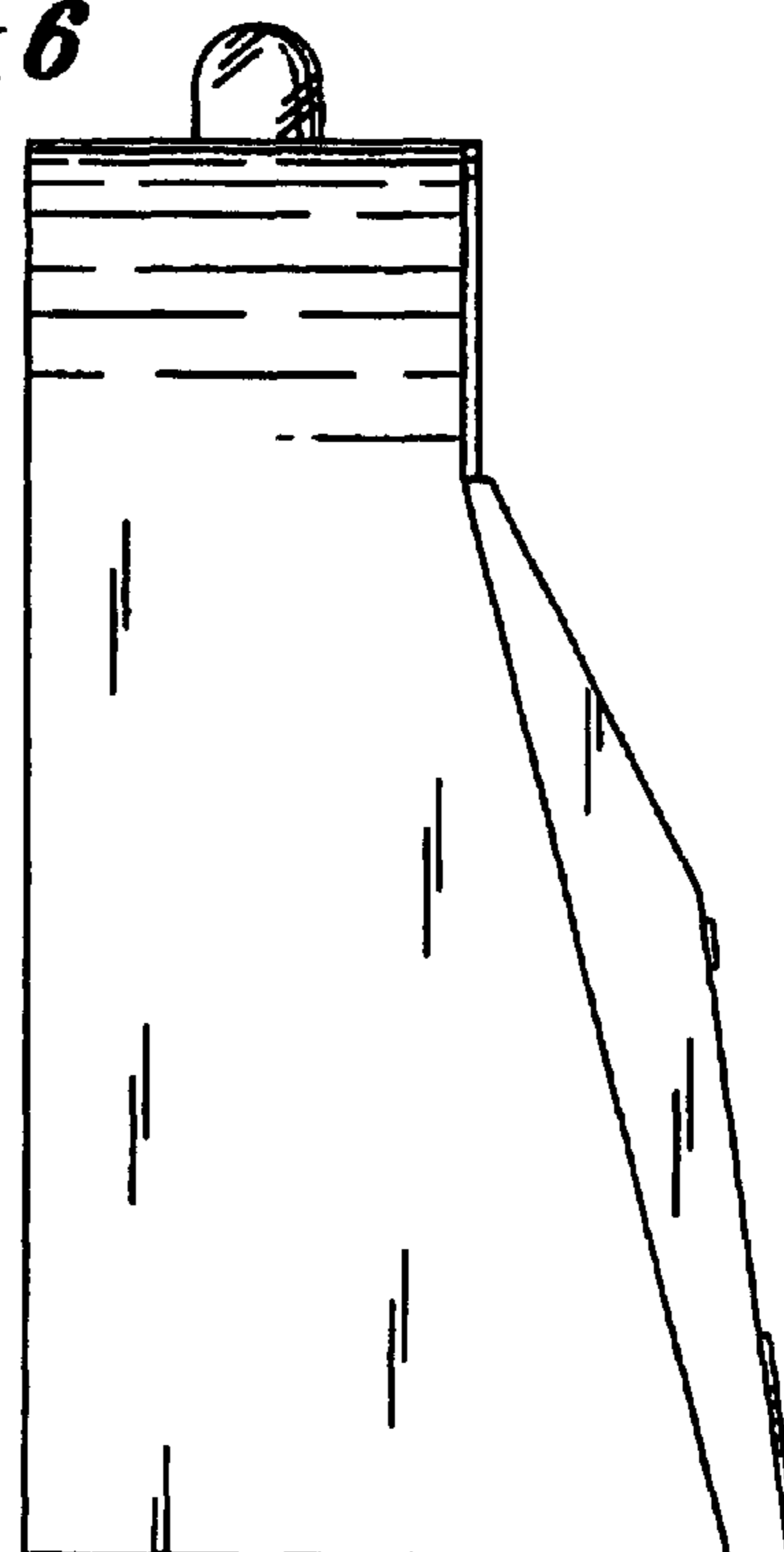


Fig. 7

