

US00D541003S

(12) **United States Design Patent**
Sachs

(10) **Patent No.:** **US D541,003 S**

(45) **Date of Patent:** **** Apr. 17, 2007**

(54) **TIP JAR**

(76) **Inventor:** **Gerald William Sachs**, 4034 Lake Blvd., Clearwater, FL (US) 33762

(**) **Term:** **14 Years**

(21) **Appl. No.:** **29/239,938**

(22) **Filed:** **Oct. 6, 2005**

(51) **LOC (8) Cl.** **99-00**

(52) **U.S. Cl.** **D99/34**

(58) **Field of Classification Search** D99/34,
D99/35; 109/50, 50 R; 232/4 R; 194/344,
194/352; 446/8, 9, 81; 215/378, 400, 388;
206/217, 457; 220/710.5; 273/138.3
See application file for complete search history.

(56) **References Cited**

U.S. PATENT DOCUMENTS

2,691,241 A * 10/1954 Halmar et al. 446/9
3,610,177 A * 10/1971 Shapiro 109/50
4,033,453 A * 7/1977 Giaimo 206/217

D289,218 S * 4/1987 Divnick D99/34
4,871,055 A * 10/1989 Poythress et al. 194/344
5,536,196 A * 7/1996 Sternberg 446/81
D432,755 S * 10/2000 Perkitny et al. D99/34
6,406,348 B1 * 6/2002 Pearce 446/81
6,505,734 B2 * 1/2003 Su 206/217
D491,335 S * 6/2004 Nwadike D99/34

* cited by examiner

Primary Examiner—Paula A. Greene

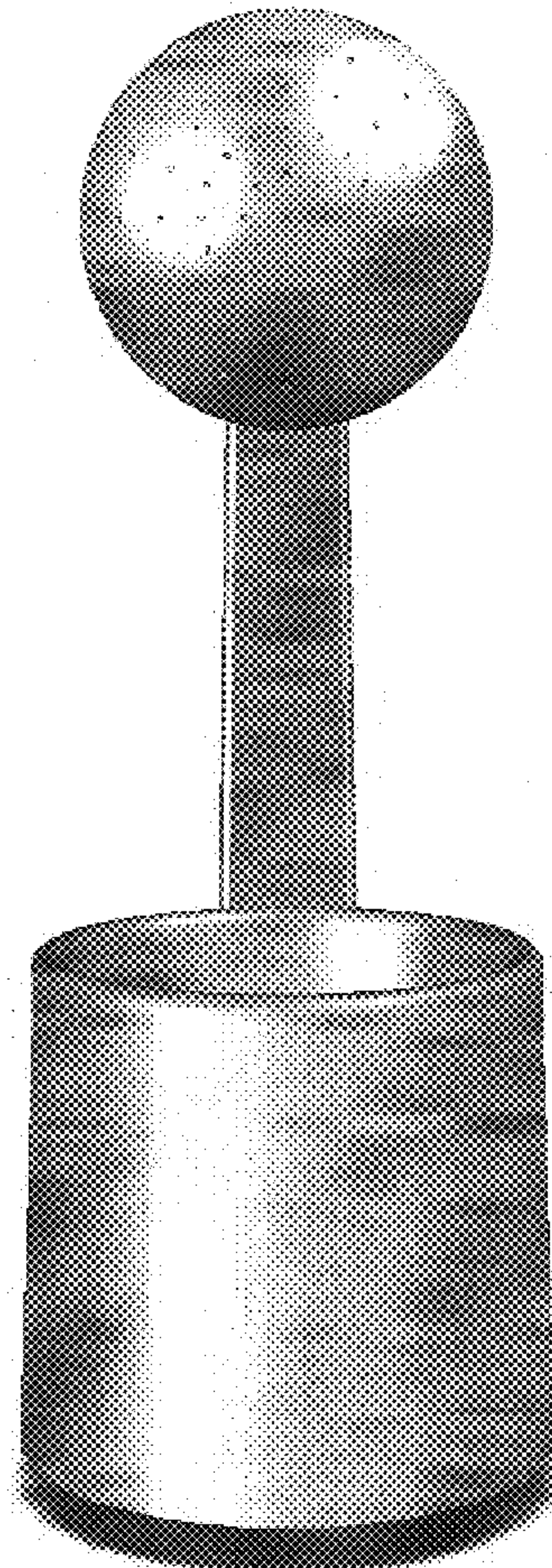
(57) **CLAIM**

The ornamental design for a tip jar, as shown and described.

DESCRIPTION

FIG. 1 is a Front, elevational view.
FIG. 2 is a Right side, elevational view. The Left side, elevational view is a mirror image of the right side.
FIG. 3 is a Rear, elevational view; and,
FIG. 4 is a top plan view, the bottom is plane and unornamented.

1 Claim, 4 Drawing Sheets






Fig. 1

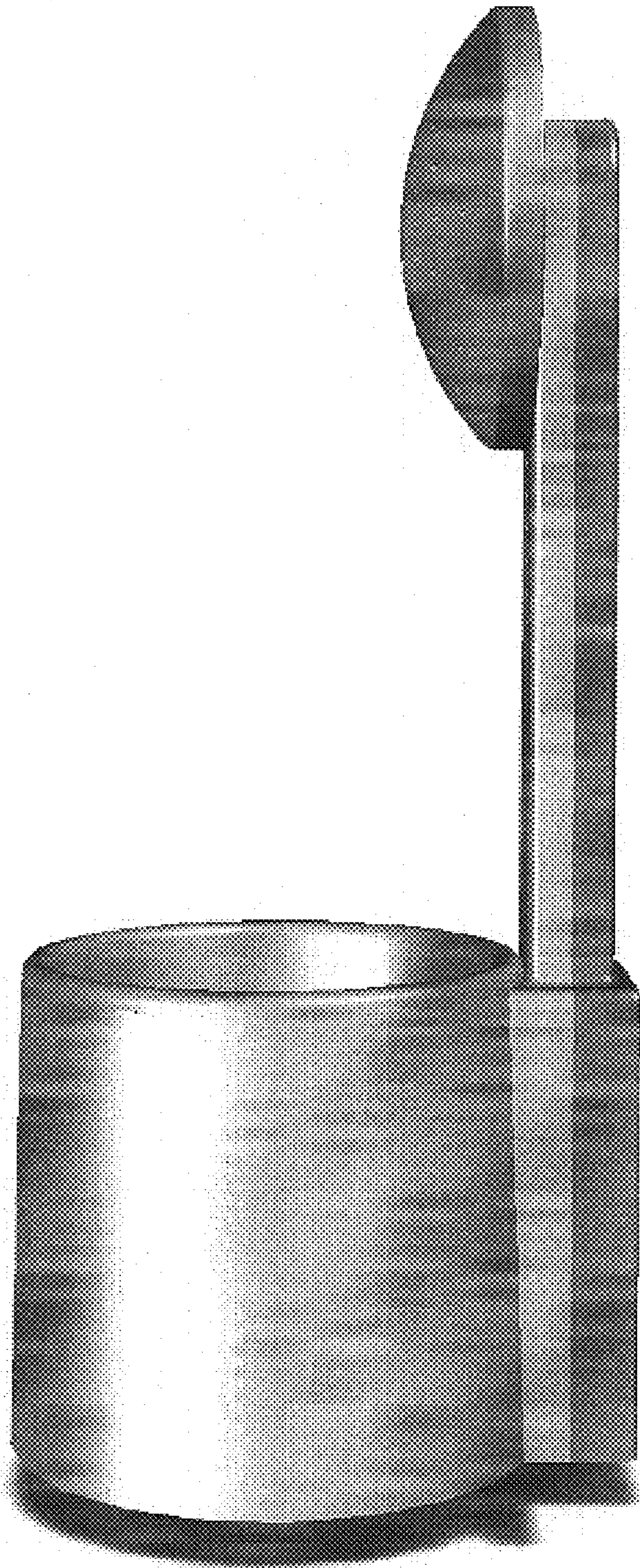


Fig. 2




Fig. 3




Fig. 4