



US00D540999S

(12) **United States Design Patent**
Huguet

(10) **Patent No.:** **US D540,999 S**

(45) **Date of Patent:** **** Apr. 17, 2007**

(54) **PORTION OF A DRAWER OF A SERVICE CART**

D205,346 S * 7/1966 Bottom D8/317

(Continued)

(75) Inventor: **Marty Huguet**, Greer, SC (US)

OTHER PUBLICATIONS

(73) Assignee: **Professional Tool Products, LLC**, Greenville, SC (US)

U.S. Appl. No. 10/746,412, filed Dec. 24, 2003; In re: Huguet, entitled *Service Cart With Protective Bumpers and Recessed Drawer Handles*.

(**) Term: **14 Years**

U.S. Appl. No. 29/211,200, filed Aug. 12, 2004; In re: Huguet, entitled *Service Cart*.

(21) Appl. No.: **29/247,936**

Primary Examiner—Freda S. Nunn

(22) Filed: **Jul. 20, 2006**

Assistant Examiner—Kevin K. Rudzinski

(74) *Attorney, Agent, or Firm*—Alston & Bird LLP

Related U.S. Application Data

(57) **CLAIM**

(60) Division of application No. 29/219,940, filed on Dec. 20, 2004, now Pat. No. Des. 529,254, which is a continuation-in-part of application No. 29/211,199, filed on Aug. 20, 2004, now Pat. No. Des. 528,258.

The ornamental design for a portion of a drawer of a service cart, as shown and described.

(51) **LOC (8) Cl.** **12-02**

DESCRIPTION

(52) **U.S. Cl.** **D34/27**

FIG. 1 is a perspective view of a portion of a drawer of a service cart of the present invention;

(58) **Field of Classification Search** D34/12,

FIG. 2 is an enlarged perspective view of a part of the portion of a drawer of a service cart of FIG. 1;

D34/14, 17, 19, 20, 21, 22, 23, 27; D6/396,

FIG. 3 is another enlarged perspective view of a part of the portion of a drawer of a service cart of FIG. 1;

D6/422, 510; D8/300, 301, 303, 313, 315;

FIG. 4 is an enlarged fragmentary perspective view of a part of the portion of a drawer of a service cart of FIG. 1;

312/198, 199, 200, 249.8, 249.11, 330.1

FIG. 5 is a front elevation view of the portion of a drawer of a service cart of FIG. 1;

See application file for complete search history.

FIG. 6 is a top plan view of the portion of a drawer of a service cart of FIG. 1;

(56) **References Cited**

U.S. PATENT DOCUMENTS

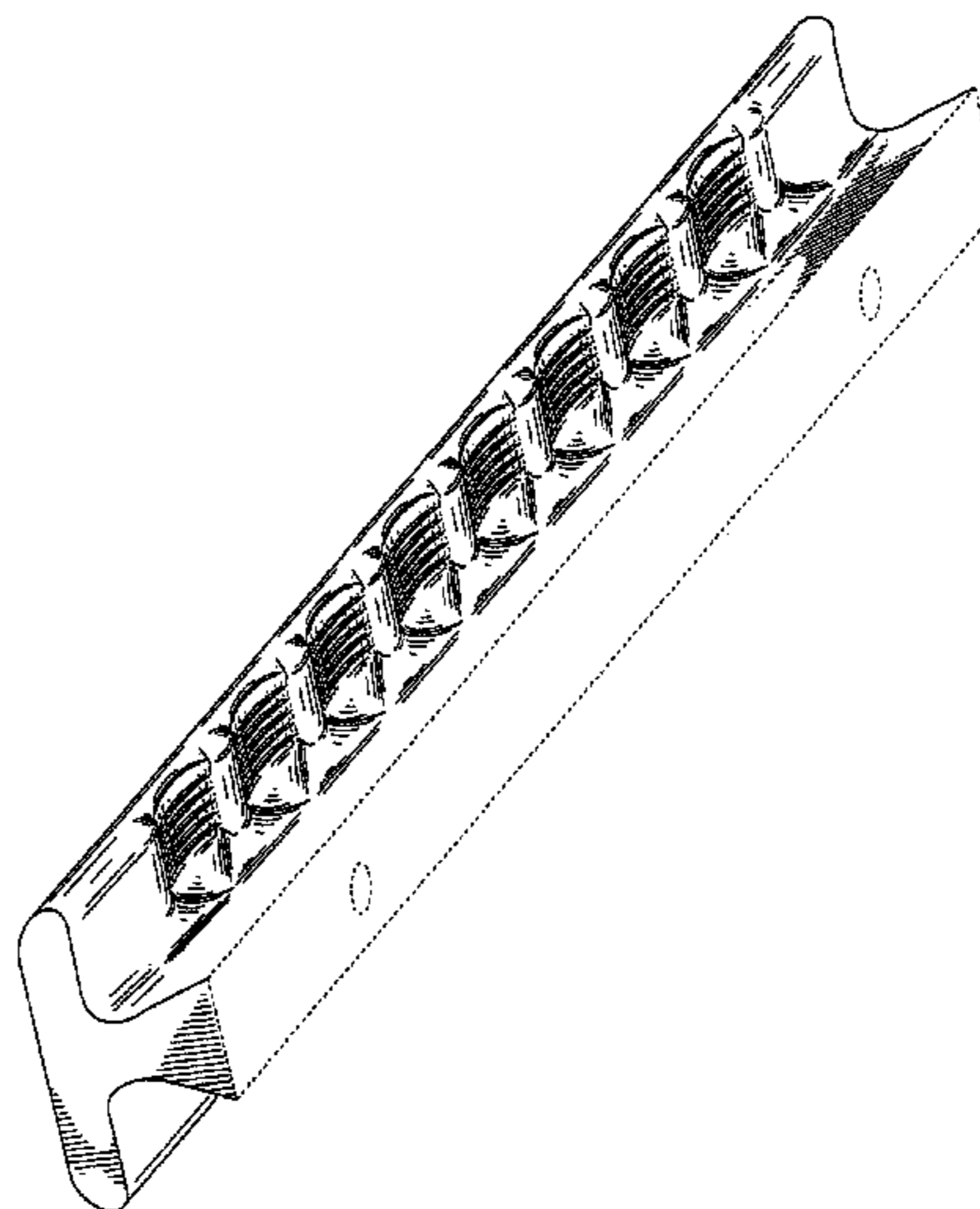
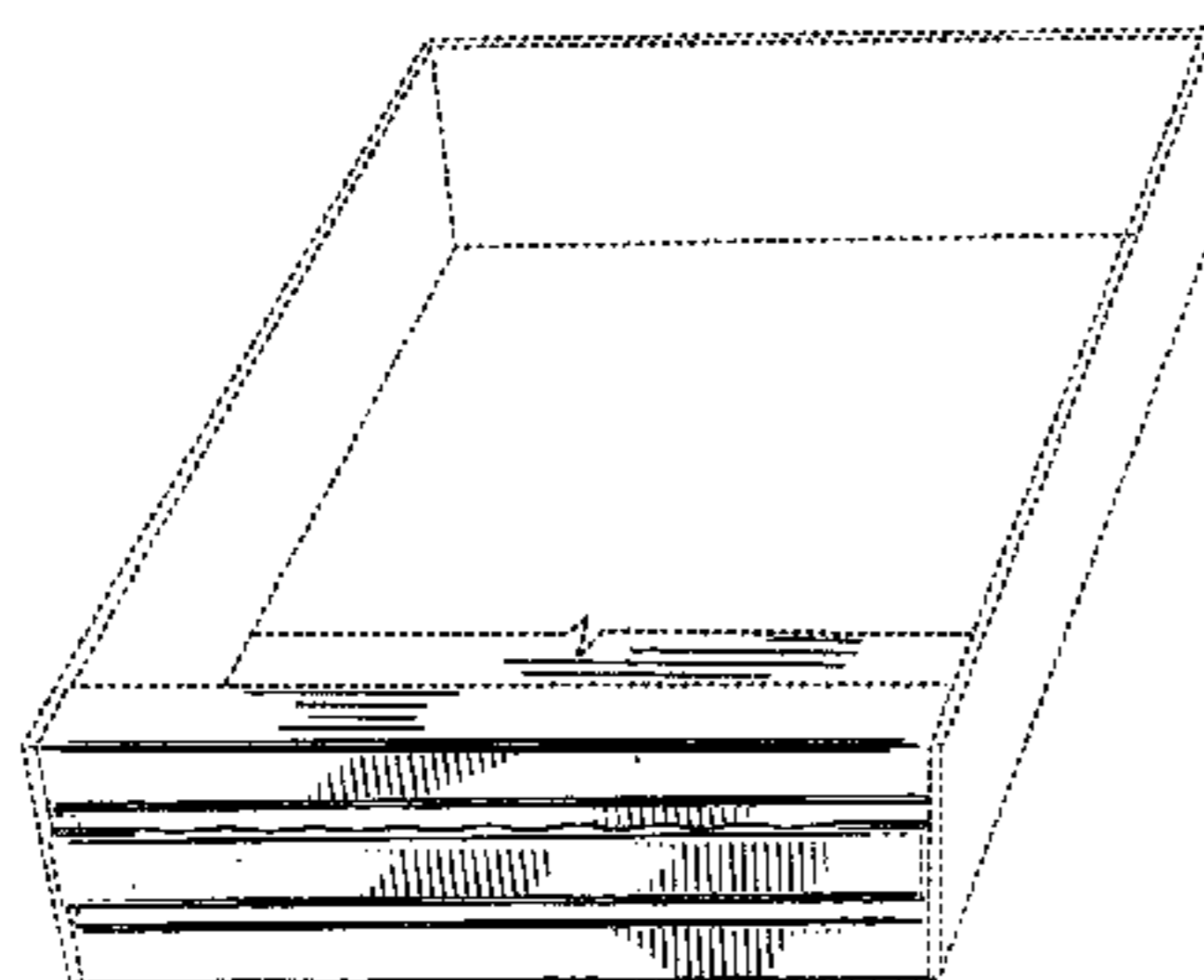
FIG. 7 is a right side elevation view of the portion of a drawer of a service cart of FIG. 1, the left side elevation view being a mirror image thereof; and,

D66,318 S	12/1924	Baker	
D104,162 S	4/1937	Hopkins	
D105,241 S	7/1937	Erlanger	
D116,497 S	9/1939	Lingard	
2,329,767 A	9/1943	Jakeway	
2,525,208 A	10/1950	Clink	
2,575,661 A	11/1951	Hickey	
2,697,244 A	12/1954	Lincke	
D182,558 S *	4/1958	Willman	D8/313
2,981,549 A	4/1961	Hotton	
D194,834 S *	3/1963	Parker et al.	D8/303
D194,968 S *	4/1963	Stelma	D8/317
D195,470 S	6/1963	Knoll	
D200,962 S *	4/1965	McCarthy	D6/494

FIG. 8 is a bottom plan view of the portion of a drawer of a service cart of FIG. 1; the rear elevation view of the portion of a drawer of a service cart of FIG. 1 is unornamented and forms no part of the claimed design.

The broken lines shown herein are for illustrative purposes only and form no part of the claimed design.

1 Claim, 8 Drawing Sheets



US D540,999 S

Page 2

U.S. PATENT DOCUMENTS					
D219,278 S	11/1970	Protzmann	5,489,106 A	2/1996	Engelking et al.
D224,492 S	8/1972	Inhelder	5,497,878 A	3/1996	Sandonato
D225,302 S	* 12/1972	Tegner D8/316	5,588,659 A	12/1996	Boes et al.
D232,166 S	7/1974	Salsgiver	D384,279 S	* 9/1997	Hepworth D9/434
3,997,218 A	12/1976	Wolf et al.	5,673,983 A	10/1997	Carlson et al.
4,040,695 A	8/1977	Brann	5,720,535 A	2/1998	Mehman
D248,923 S	8/1978	Spellier	D402,528 S	* 12/1998	Brucker D8/313
4,120,549 A	10/1978	Bureau	5,857,757 A	1/1999	Bieker et al.
D253,031 S	10/1979	Gidseg	5,913,582 A	6/1999	Coonan
D257,476 S	11/1980	Sirois	D417,985 S	* 12/1999	Zaidman D6/510
D263,777 S	* 4/1982	Thompson D6/448	D420,541 S	* 2/2000	Zaidman D6/510
D269,062 S	5/1983	Kain	D423,817 S	5/2000	Holcomb et al.
D273,906 S	* 5/1984	Norlin D34/19	D423,818 S	5/2000	Holcomb et al.
D278,664 S	* 5/1985	Ferdinand et al. D6/510	D427,807 S	7/2000	Holcomb et al.
D278,769 S	5/1985	Sharpe	D435,180 S	12/2000	Richard
4,576,425 A	3/1986	Pinnow et al.	6,264,219 B1	7/2001	Smith
D283,263 S	4/1986	Richey	D451,782 S	* 12/2001	Dewald D8/317
D283,977 S	5/1986	Kunzler	6,374,649 B1	4/2002	Holcomb et al.
4,586,762 A	5/1986	Kennedy et al.	D457,800 S	* 5/2002	Petri D8/313
D285,769 S	* 9/1986	Flory et al. D8/31	D458,780 S	* 6/2002	Siepmann et al. D6/510
D286,714 S	* 11/1986	Verholt D6/446	D469,329 S	1/2003	Martin
4,880,248 A	11/1989	Elmer	6,578,938 B2	6/2003	Norman et al.
D319,569 S	* 9/1991	Clark D9/434	D477,479 S	7/2003	Henderson et al.
D321,121 S	* 10/1991	Barbaro et al. D8/315	D477,724 S	7/2003	Bishop
D325,508 S	* 4/1992	Castricone, Jr. et al. D8/300	D489,976 S	* 5/2004	Whitney D9/434
D335,409 S	* 5/1993	Kellems D6/510	D504,260 S	* 4/2005	Arceta D6/510
5,221,132 A	6/1993	Combs et al.	2001/0035702 A1	11/2001	Murphy et al.
D337,404 S	7/1993	Miles	2003/0155729 A1	8/2003	Chen

* cited by examiner

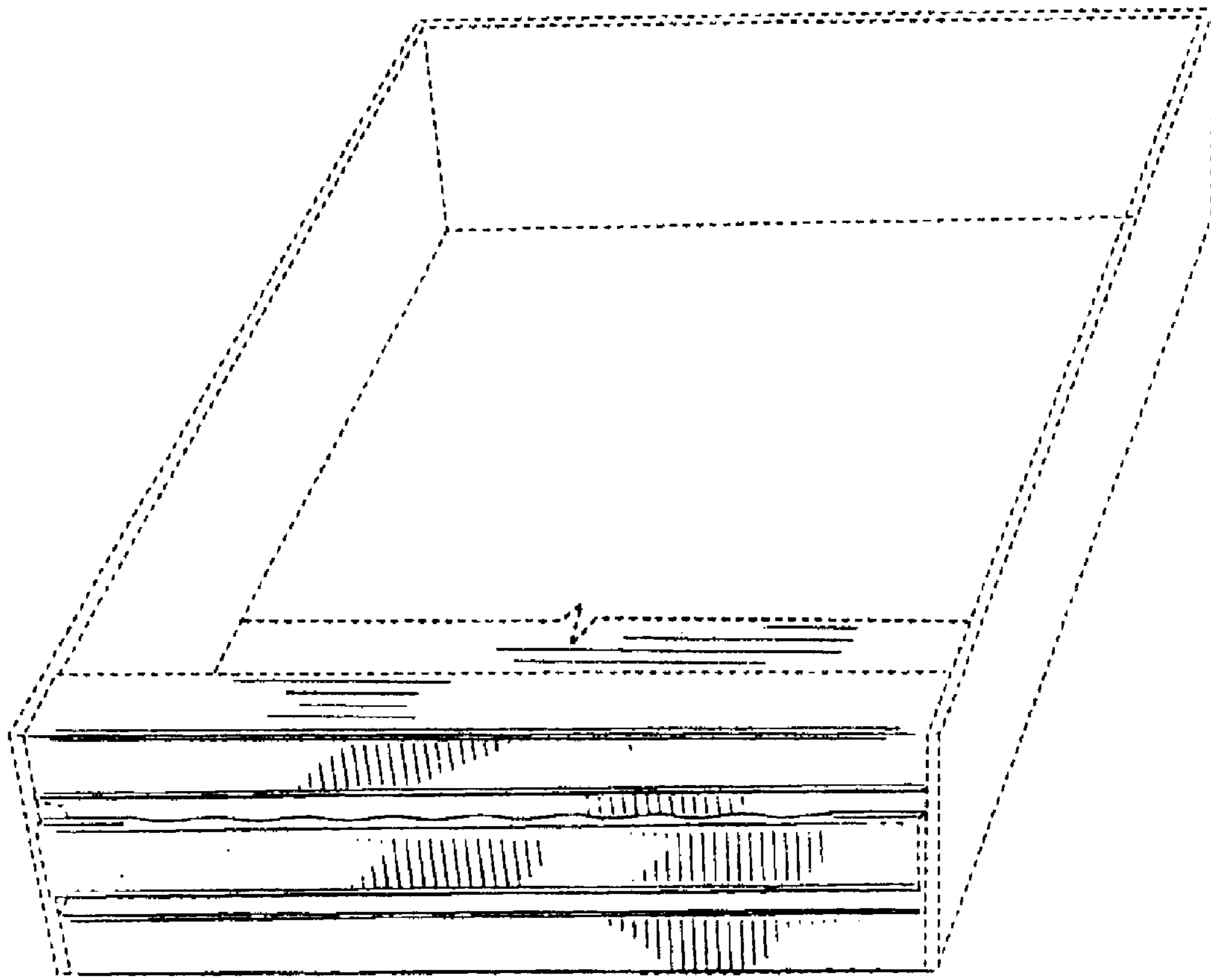


FIG. 1

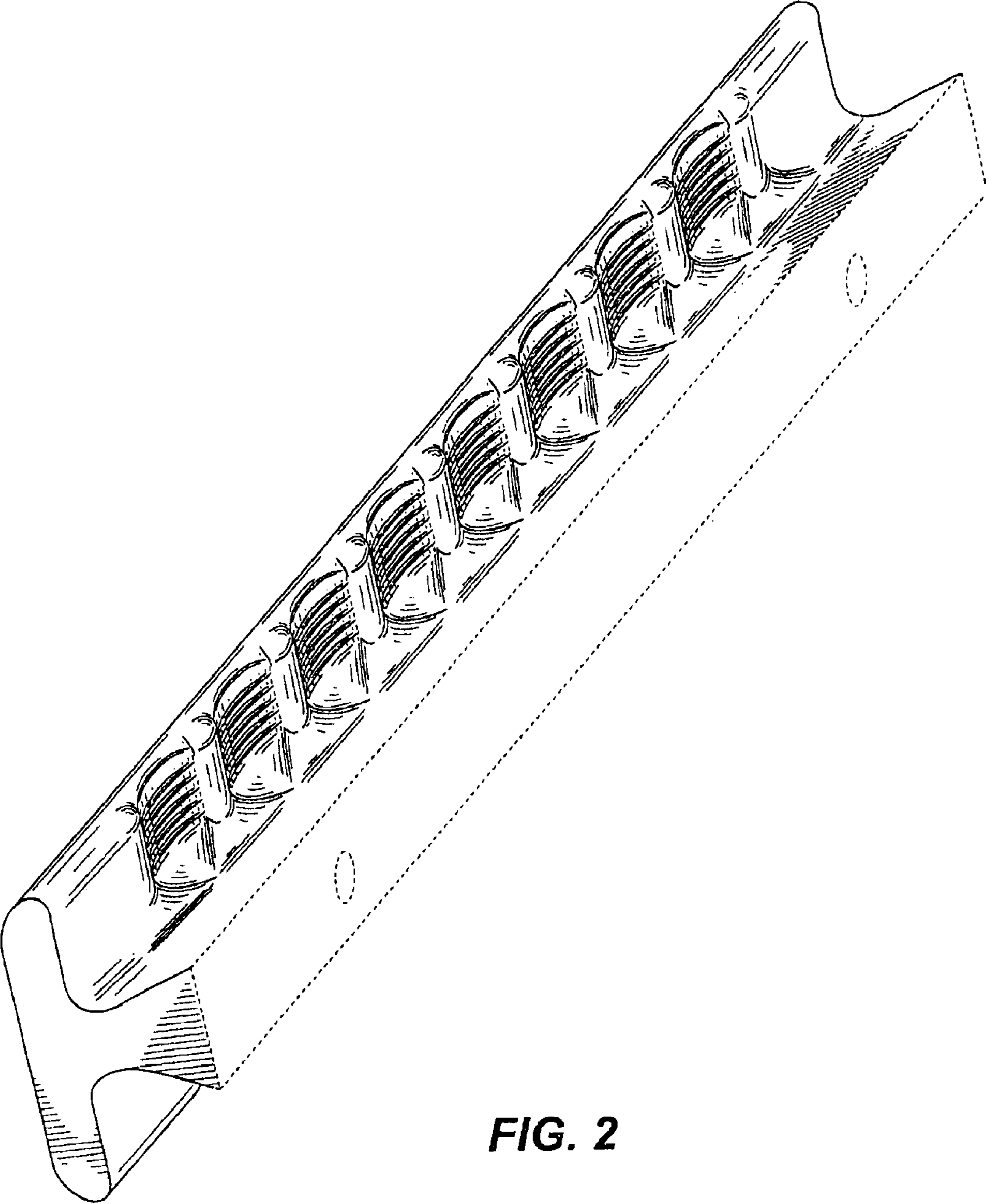


FIG. 2

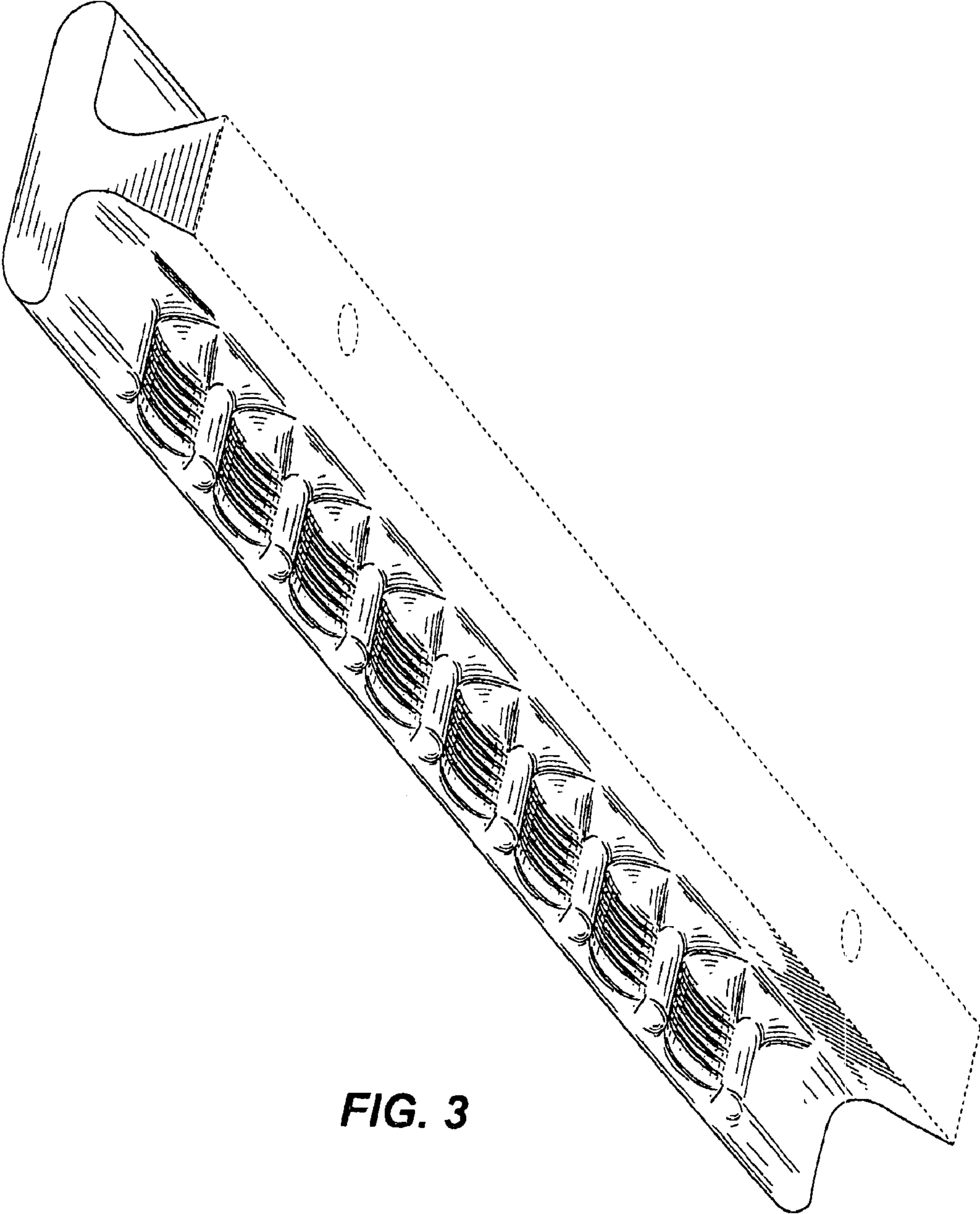


FIG. 3

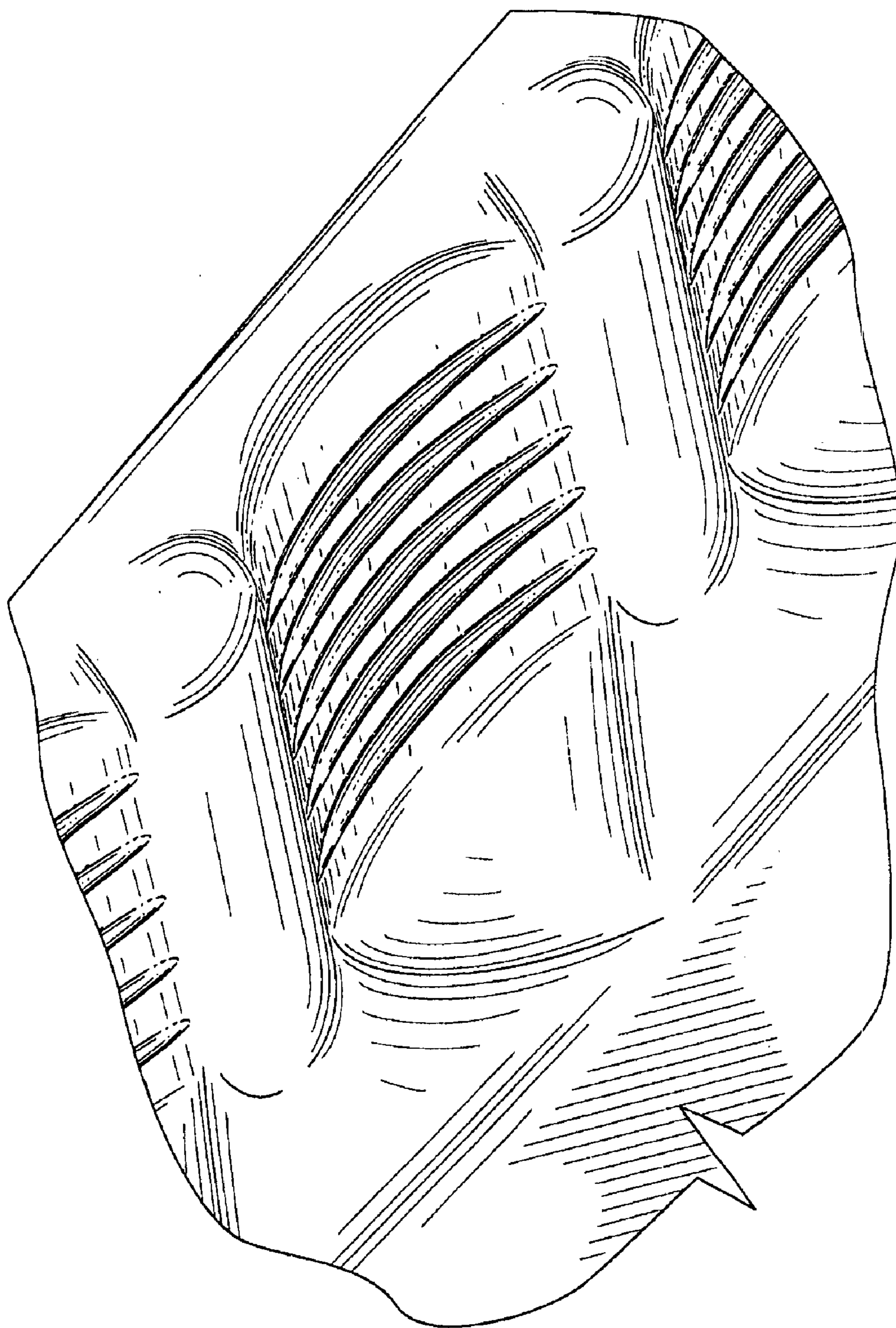


FIG. 4

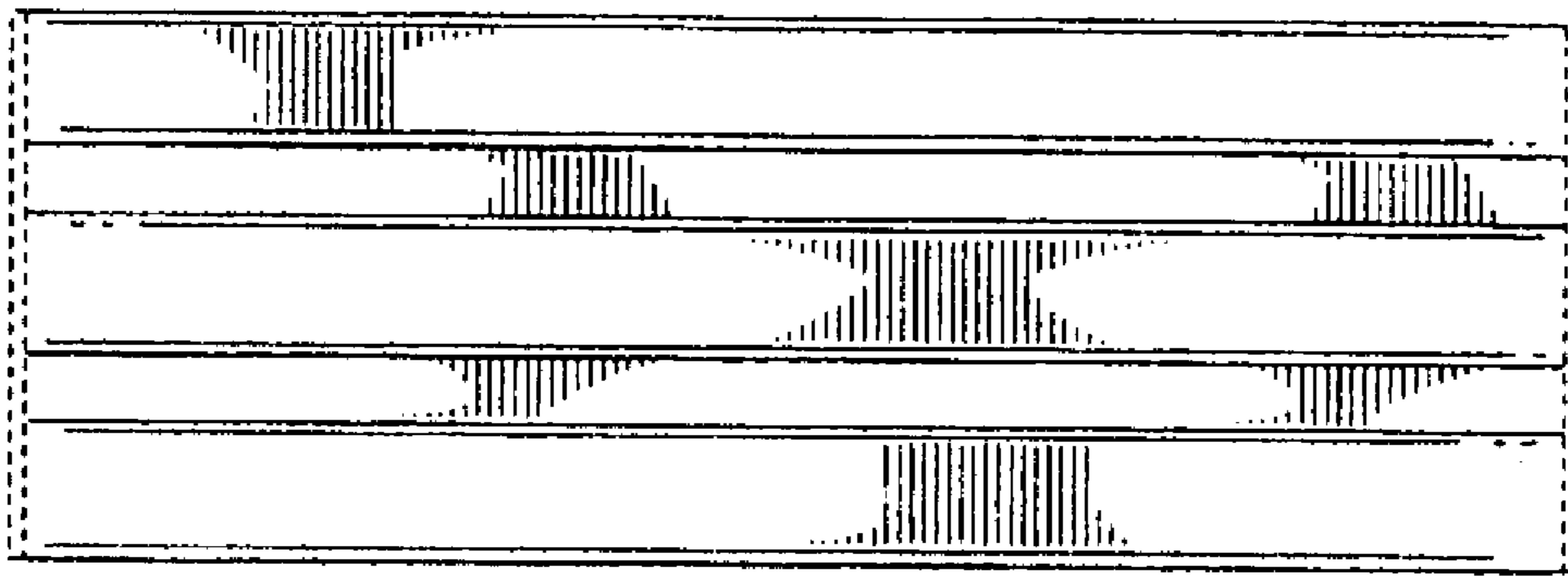


FIG. 5

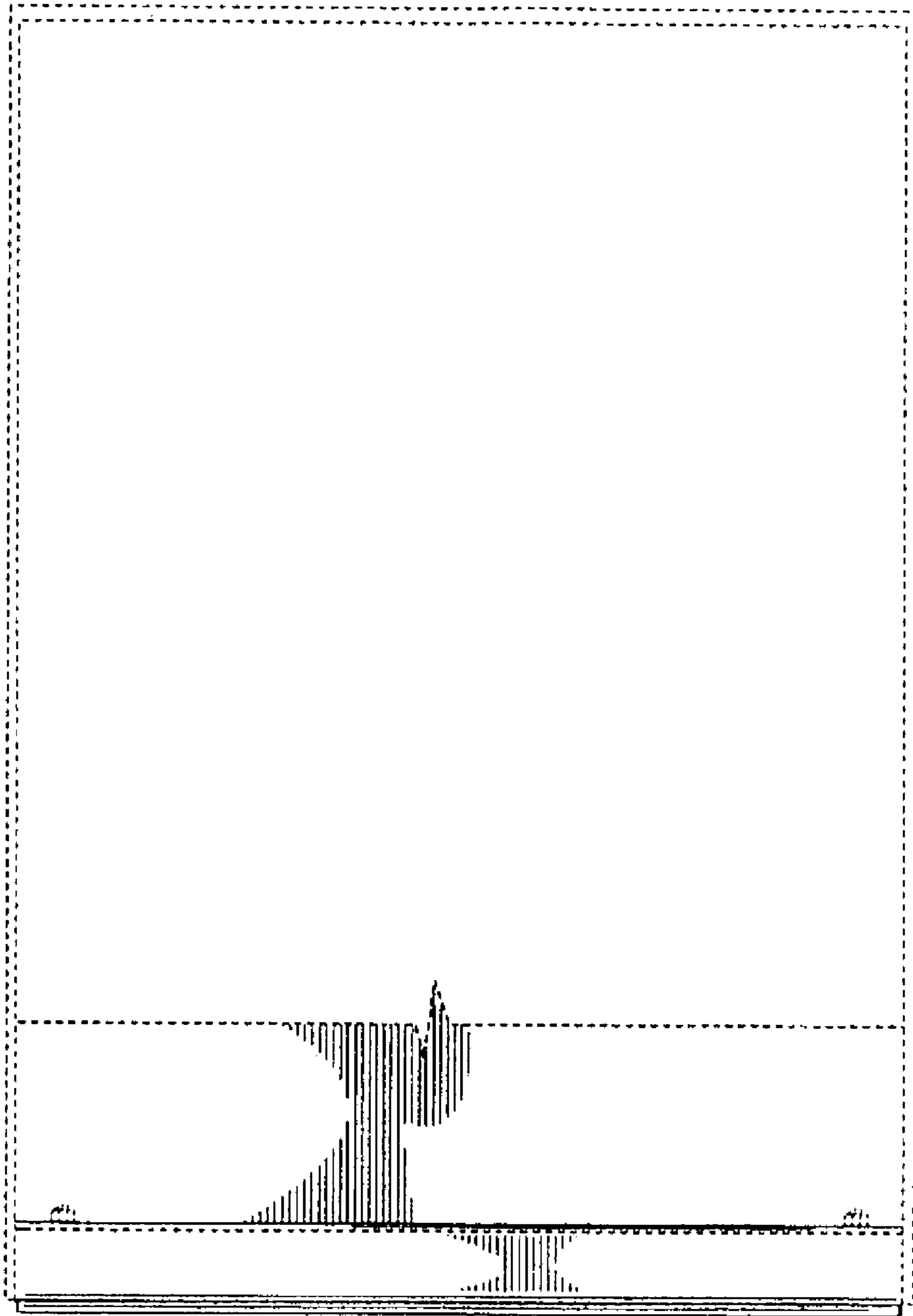


FIG. 6




FIG. 7



FIG. 8