

US00D540975S

(12) **United States Design Patent**
Flores

(10) **Patent No.:** **US D540,975 S**

(45) **Date of Patent:** **** Apr. 17, 2007**

(54) **LIGHT FIXTURE**

(75) Inventor: **Miguel Flores**, Riverside, CA (US)

(73) Assignee: **Minka Lighting, Inc.**, Corona, CA (US)

(**) Term: **14 Years**

(21) Appl. No.: **29/243,589**

(22) Filed: **Nov. 28, 2005**

(51) **LOC (8) Cl.** **26-03**

(52) **U.S. Cl.** **D26/89; D26/85**

(58) **Field of Classification Search** D26/81-92,
D26/138, 155, 143-145, 128-135; 362/147,
362/404-408, 432

See application file for complete search history.

(56) **References Cited**

U.S. PATENT DOCUMENTS

D27,511 S	8/1897	Chesson	
D41,380 S	* 5/1911	Ullman	D26/89
D42,863 S	* 8/1912	Spindler	D26/89
D43,166 S	* 10/1912	Schepmoes	D26/89
D49,634 S	9/1916	Wellman	
D62,661 S	7/1923	Aarons	
D62,662 S	* 7/1923	Adam	D26/89
D63,622 S	12/1923	Crowell	
D63,624 S	12/1923	Crowell	
D64,302 S	3/1924	Crowell	
D64,954 S	6/1924	Crowell	
D65,723 S	10/1924	Berkowitz	
D66,353 S	1/1925	Crowell	
D66,366 S	1/1925	Haley	
D67,151 S	4/1925	Lowry	
D67,367 S	5/1925	Severus	
D67,373 S	5/1925	Severus	
D68,554 S	10/1925	Tepfer	

D69,211 S	1/1926	DiSilvestro	
D70,385 S	* 6/1926	Rosenblatt	D26/89
D70,653 S	7/1926	Crowell	
D73,632 S	* 10/1927	Wolter	D26/144
D75,030 S	* 5/1928	Holdeman	D26/152
D75,077 S	* 5/1928	Shreibman et al.	D26/152
D76,493 S	10/1928	Ohm	
D406,920 S	3/1999	Valero	
D427,718 S	* 7/2000	Mitrani	D26/152
D483,896 S	* 12/2003	Hsu	D26/85

OTHER PUBLICATIONS

U.S. Appl. No. 29/243,585, Miguel Flores.
U.S. Appl. No. 29/243,575, Miguel Flores.
U.S. Appl. No. 29/243,591, Miguel Flores.
U.S. Appl. No. 29/243,576, Miguel Flores.
U.S. Appl. No. 29/243,595, Miguel Flores.
Minka-Lavery, 2005 catalog; Jan. 2005; pp. 31-32, 34;
Minka Lighting, Inc.; U.S.A.

* cited by examiner

Primary Examiner—Clare E Heflin

(74) *Attorney, Agent, or Firm*—Baker & McKenzie LLP


(57) **CLAIM**

The ornamental design for a light fixture, as shown and described.

DESCRIPTION

FIG. 1 is a perspective view from below of a light fixture in accordance with my design;
FIG. 2 is a bottom plan view of the light fixture in accordance with my design; and,
FIG. 3 is a side elevation view of the light fixture in accordance with my design, the opposite side being a mirror image of that shown.

1 Claim, 3 Drawing Sheets






Fig.1




Fig.2




Fig.3

UNITED STATES PATENT AND TRADEMARK OFFICE
CERTIFICATE OF CORRECTION

PATENT NO. : Des. 540,975 S
APPLICATION NO. : 29/243589
DATED : April 17, 2007
INVENTOR(S) : Miguel Flores

Page 1 of 5

It is certified that error appears in the above-identified patent and that said Letters Patent is hereby corrected as shown below:

The title page, showing an illustrative figure, should be deleted and substitute therefor the attached title page.

Please replace Figures 1 through 3 with replacement Figures 1 through 3. attached pages

Signed and Sealed this

Fourteenth Day of October, 2008

A handwritten signature in black ink that reads "Jon W. Dudas". The signature is written in a cursive style with a large, stylized initial "J".

JON W. DUDAS

Director of the United States Patent and Trademark Office

(12) **United States Design Patent** (10) Patent No.: **US D540,975 S**
 Flores (45) Date of Patent: **Apr. 17, 2007**

(34) LIGHT FIXTURE

(35) Inventor: Miguel Flores, Riverside, CA (US)

(36) Assignee: Minka Lighting, Inc., Corona, CA (US)

(37) Term: 14 Years

(38) Appl. No.: 29/243,589

(39) Filed: Nov. 28, 2005

(40) LOC (8) CL 26-43

(41) U.S. CL D26/89; D26/83

(42) Field of Classification Search D26/81-82, D26/138, 135, 143-145, 128-135; 362/147, 362/404-408, 432

See application file for complete search history.

(43) **References Cited**

U.S. PATENT DOCUMENTS

D27,511 S	8/1897	Chesson	
D41,389 S	* 5/1911	Ullman	D26/89
D42,803 S	* 8/1912	Spindler	D26/89
D43,168 S	* 10/1912	Schepens	D26/89
D49,634 S	9/1916	Wellman	
D62,661 S	7/1923	Arnou	
D62,662 S	* 7/1923	Adam	D26/89
D63,622 S	12/1923	Crowell	
D63,628 S	12/1923	Crowell	
D64,302 S	3/1924	Crowell	
D64,964 S	5/1924	Crowell	
D65,723 S	10/1924	Barkowicz	
D66,353 S	1/1925	Crowell	
D66,366 S	1/1925	Halsey	
D67,153 S	4/1925	Lowry	
D67,267 S	5/1925	Severus	
D67,373 S	5/1925	Severus	
D68,354 S	10/1925	Tapler	

D69,211 S	1/1926	DiSilvestro	
D70,585 S	* 6/1926	Rosenblatt	D26/89
D70,653 S	7/1926	Crowell	
D73,832 S	* 10/1927	Wether	D26/144
D75,030 S	* 5/1928	Hedemas	D26/152
D75,077 S	* 5/1928	Shredhouse et al.	D26/152
D76,493 S	10/1928	Ohm	
D406,928 S	3/1999	Valero	
D427,718 S	* 7/2000	Mitrani	D26/152
D483,896 S	* 12/2003	Hai	D26/83

OTHER PUBLICATIONS

U.S. Appl. No. 29/243,585, Miguel Flores.
 U.S. Appl. No. 29/243,575, Miguel Flores.
 U.S. Appl. No. 29/243,591, Miguel Flores.
 U.S. Appl. No. 29/243,576, Miguel Flores.
 U.S. Appl. No. 29/243,595, Miguel Flores.
 Minka-Lavery, 2005 catalog, Jun. 2005; pp. 31-32, 3
 Minka Lighting, Inc.: U.S.A.

* cited by examiner

Primary Examiner—Clare E. Hoffin
 (44) Attorney, Agent, or Firm—Baker & McKenzie LLP


(45) **CLAIM**

The ornamental design for a light fixture, as shown and described.

DESCRIPTION

FIG. 1 is a perspective view from below of a light fixture in accordance with my design;
 FIG. 2 is a bottom plan view of the light fixture in accordance with my design; and,
 FIG. 3 is a side elevation view of the light fixture in accordance with my design, the opposite side being a mirror image of that shown.

1 Claim, 3 Drawing Sheets



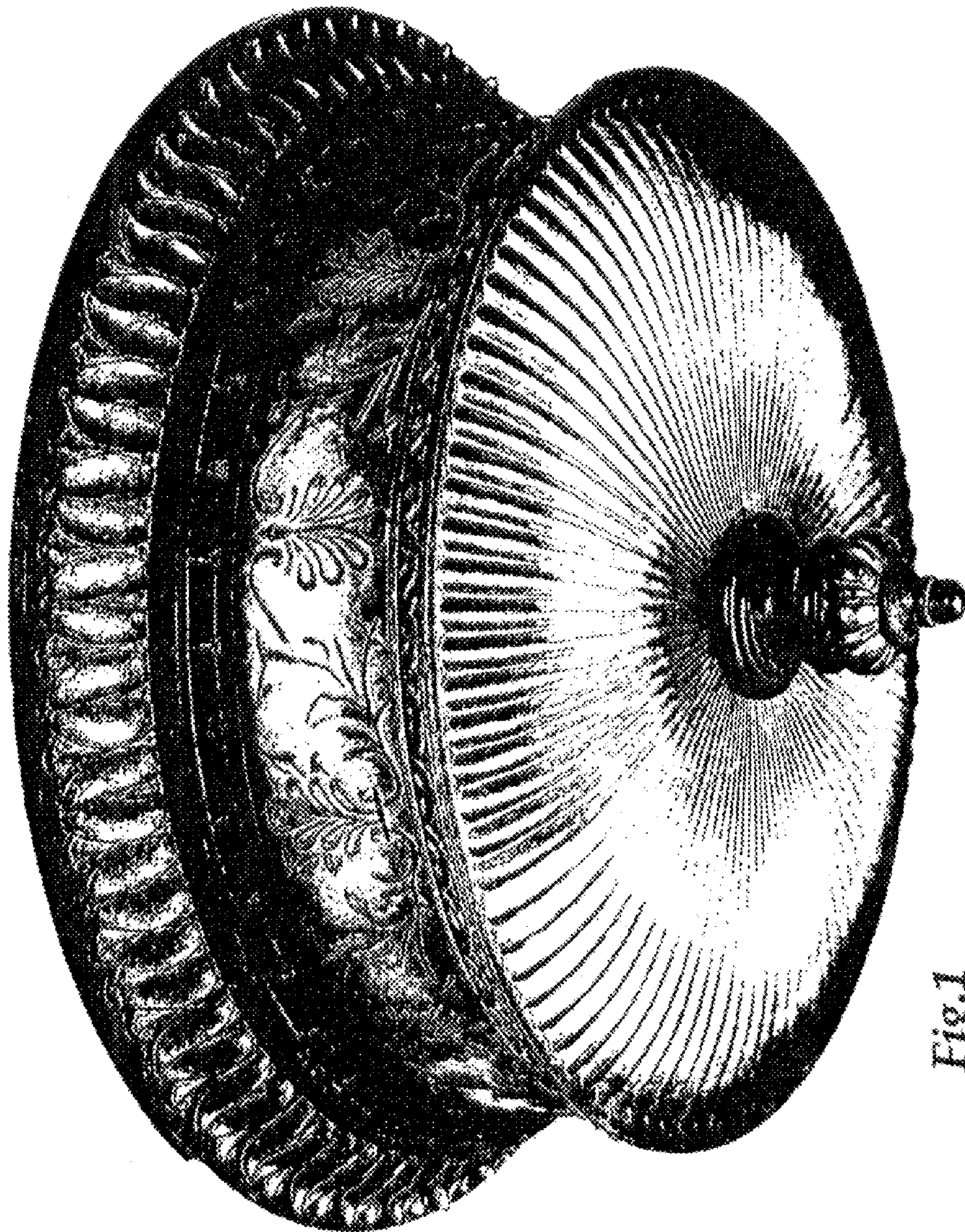


Fig.1




Fig.2




Fig.3