

US00D540943S

(12) **United States Design Patent**
Edwards

(10) **Patent No.:** **US D540,943 S**

(45) **Date of Patent:** **** Apr. 17, 2007**

(54) **HOOK FOR MEDICAL FLUID BAG**

(75) Inventor: **John Edwards**, Wolverhampton (GB)

(73) Assignee: **The Royal Wolverhampton Hospitals NHS Trust**, Wolverhampton, West Midlands (GB)

(**) Term: **14 Years**

(21) Appl. No.: **29/231,450**

(22) Filed: **Jun. 3, 2005**

(30) **Foreign Application Priority Data**

Dec. 10, 2004 (JP) 2004-037797

(51) **LOC (8) Cl.** **24-99**

(52) **U.S. Cl.** **D24/128; D8/367; D8/373**

(58) **Field of Classification Search** D6/323,
D6/411, 524-551, 556; D8/349, 367; D24/128;
248/100, 215, 690, 692; 604/243, 245, 246,
604/253

See application file for complete search history.

(56) **References Cited**

U.S. PATENT DOCUMENTS

- 1,588,566 A * 6/1926 Wismer 182/92
- 1,856,847 A * 5/1932 Gates 248/231.81
- D322,361 S * 12/1991 Goodman et al. D6/323
- D342,889 S * 1/1994 Adams D8/367
- D420,567 S * 2/2000 Laga et al. D8/373

- D454,055 S * 3/2002 Belokin et al. D8/373
- D455,947 S * 4/2002 Goodman et al. D8/367
- D465,724 S * 11/2002 Goodman et al. D8/367
- D470,036 S * 2/2003 Rehmert et al. D8/367
- D478,499 S * 8/2003 Winig et al. D8/367
- D507,961 S * 8/2005 Goodman et al. D8/367

FOREIGN PATENT DOCUMENTS

GB 3003702 9/2002

* cited by examiner

Primary Examiner—Louis S. Zarfes

Assistant Examiner—Eric L. Goodman

(74) *Attorney, Agent, or Firm*—Greenlee, Winner, and Sullivan, P.C.

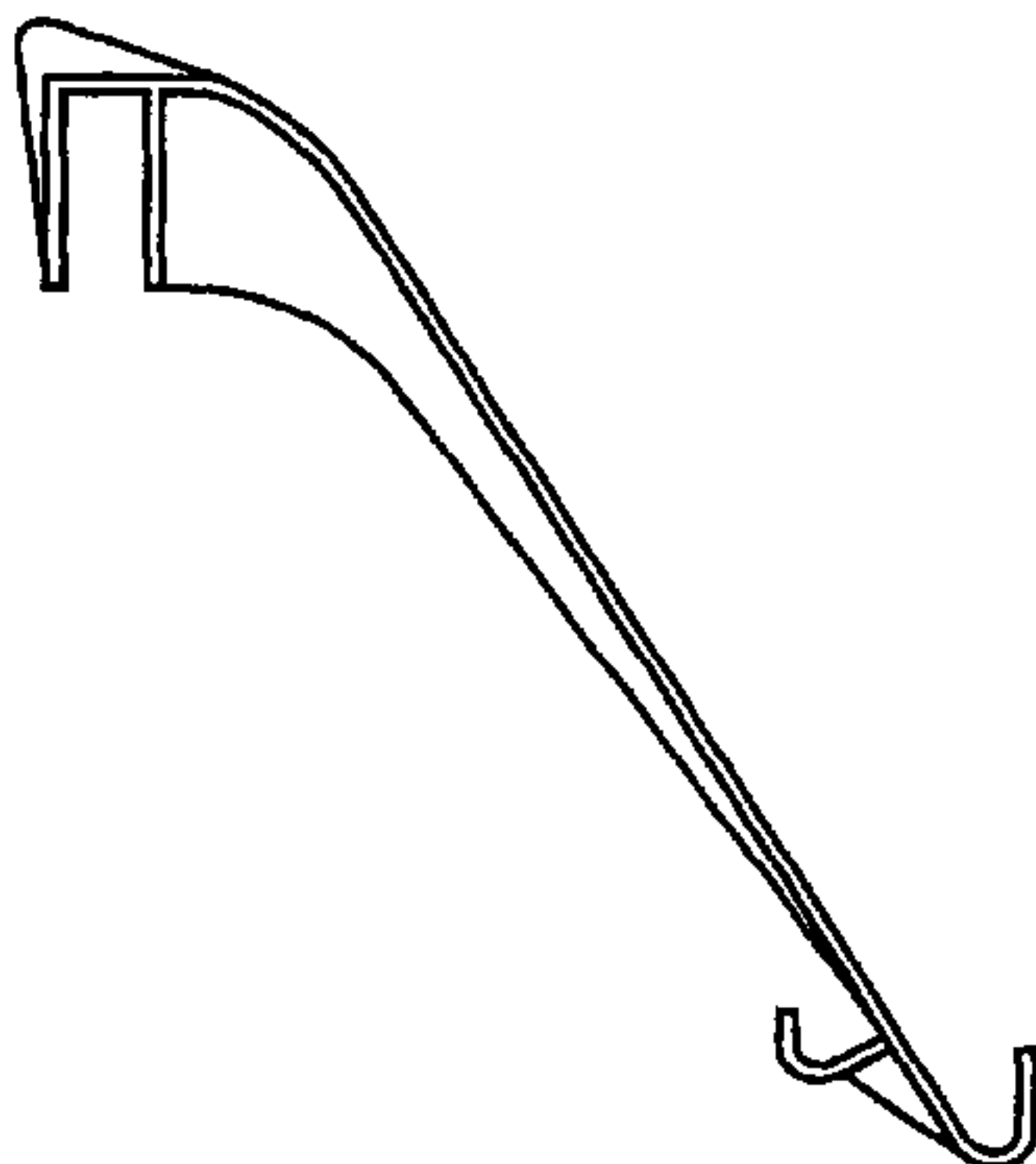
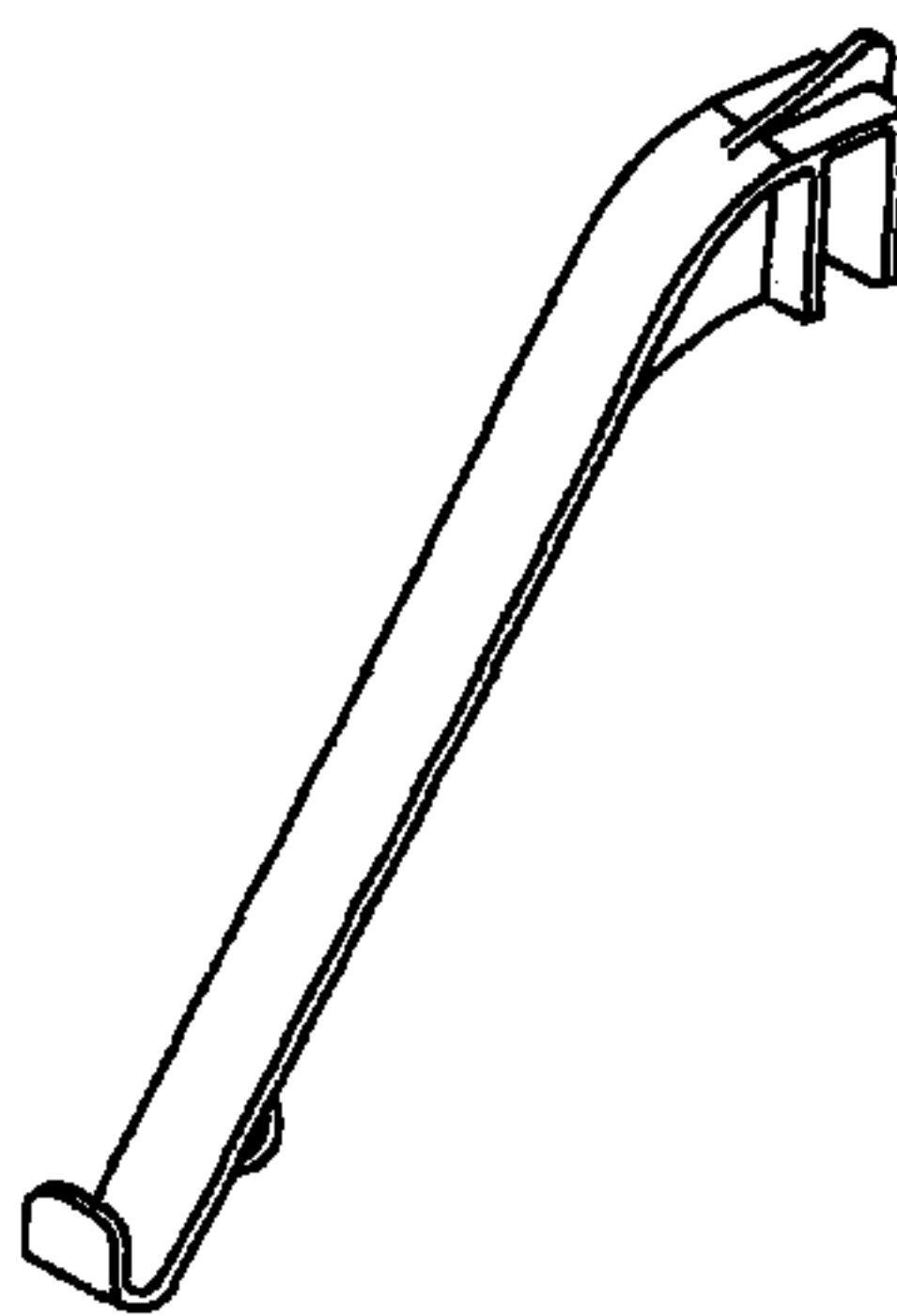
(57) **CLAIM**

The ornamental design for a hook for medical fluid bag, as shown.

DESCRIPTION

FIG. 1 is a top, front, and right-side perspective view of a hook for medical fluid bag showing my new design; FIG. 2 is a left plan view thereof; FIG. 3 is a right plan view thereof; FIG. 4 is a rear plan view thereof; FIG. 5 is a front plan view thereof; FIG. 6 is a top plan view thereof; and, FIG. 7 is a bottom plan view thereof.

1 Claim, 3 Drawing Sheets



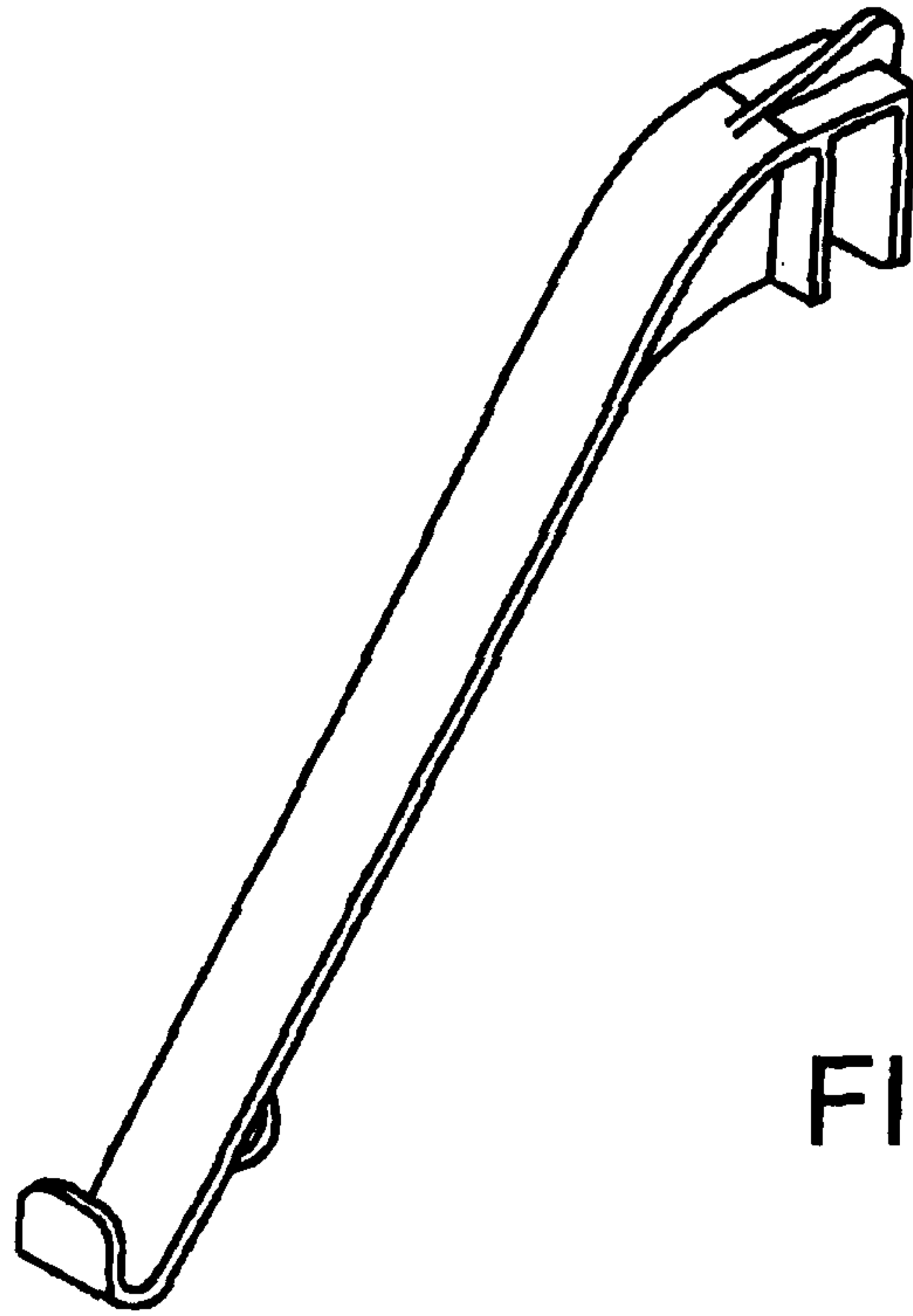


FIG. 1

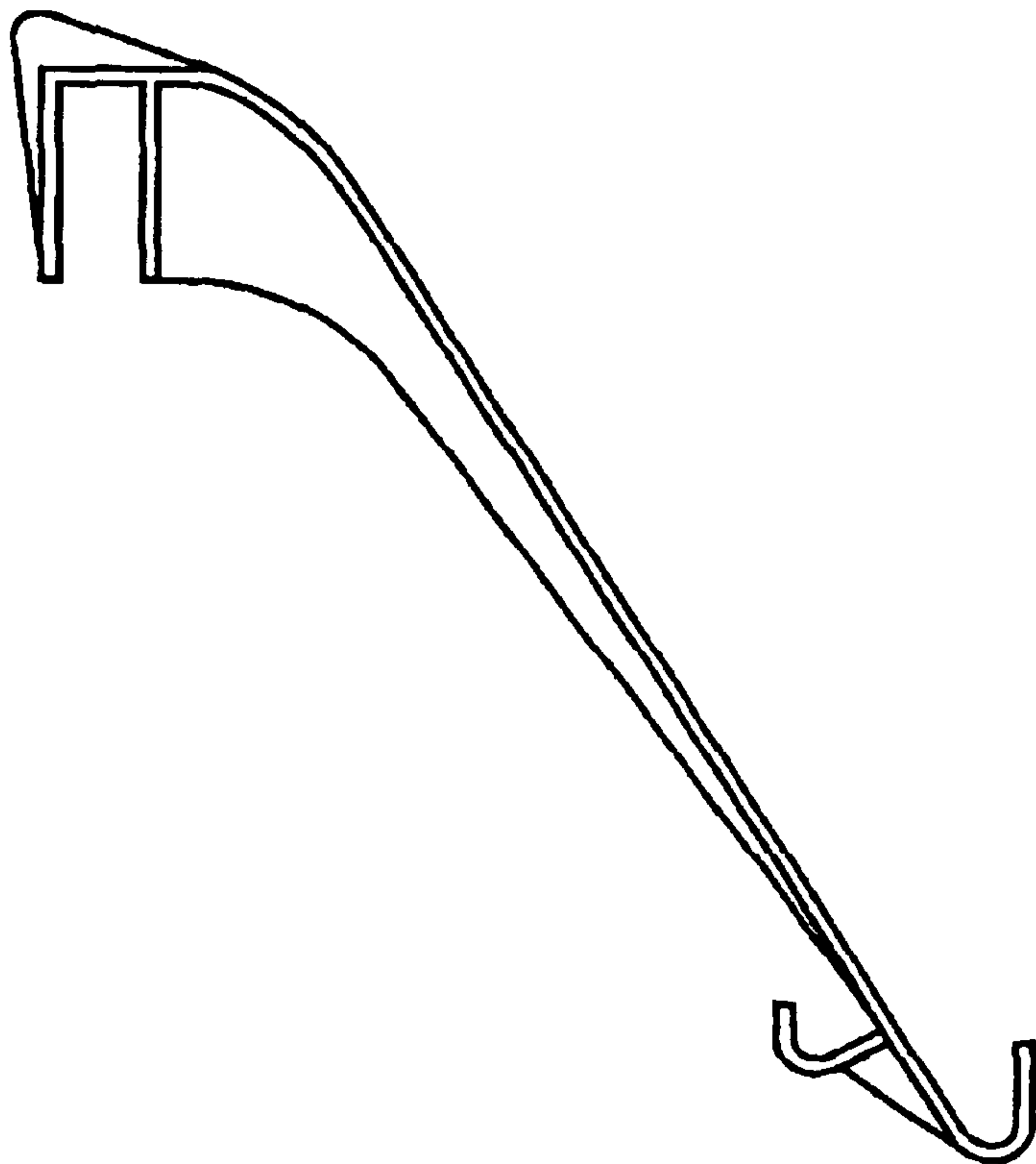


FIG. 2

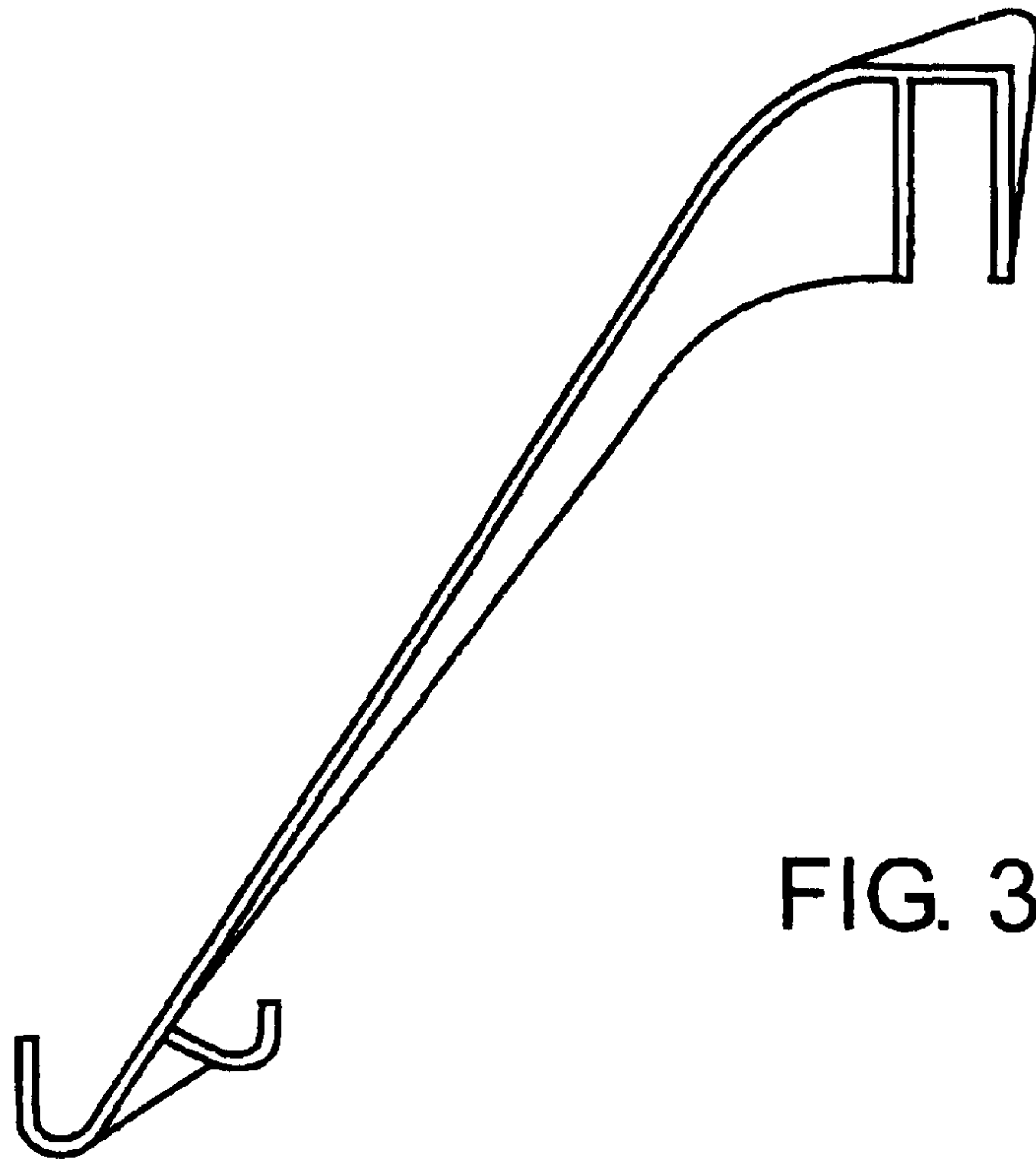


FIG. 3




FIG. 4



FIG. 5



FIG. 6




FIG. 7