



US00D540930S

(12) **United States Design Patent**  
**Reedy et al.**

(10) **Patent No.:** **US D540,930 S**

(45) **Date of Patent:** **\*\* Apr. 17, 2007**

(54) **DOOR FOR AIR FILTER APPARATUS**

(75) Inventors: **Michael Herschel Reedy**, Chicago, IL (US); **Stephen Craig Pennington**, Chicago, IL (US); **Tong Jin Kim**, Evanston, IL (US); **J. Mark Hagan**, Tyler, TX (US)

(73) Assignee: **American Standard International Inc.**, New York, NY (US)

(\*\*) Term: **14 Years**

(21) Appl. No.: **29/236,474**

(22) Filed: **Aug. 17, 2005**

(51) **LOC (8) Cl.** ..... **23-04**

(52) **U.S. Cl.** ..... **D23/365**

(58) **Field of Classification Search** ..... D23/364,  
D23/365, 355, 356, 359; D14/441; 95/60;  
55/467, 471-472

See application file for complete search history.

(56) **References Cited**

**U.S. PATENT DOCUMENTS**

6,462,947	B1	*	10/2002	Huang	.....	361/695
D471,913	S	*	3/2003	Lai	.....	D14/441
D498,762	S	*	11/2004	Chen et al.	.....	D14/441
D503,971	S	*	4/2005	Otaki	.....	D23/355
D510,438	S	*	10/2005	Kondo et al.	.....	D24/164

\* cited by examiner

*Primary Examiner*—Robin Webster

(74) *Attorney, Agent, or Firm*—William J. Beres; William O'Driscoll

(57) **CLAIM**

The ornamental design for a door for air filter apparatus, as shown and described.

**DESCRIPTION**

FIG. 1 is a perspective view of a door for air filter apparatus in accordance with our invention;

FIG. 2 is a front elevation view of the door for air filter apparatus shown in FIG. 1;

FIG. 3 is a left side view of the door for air filter apparatus shown in FIG. 1;

FIG. 4 is a right side view of the door for air filter apparatus shown in FIG. 1;

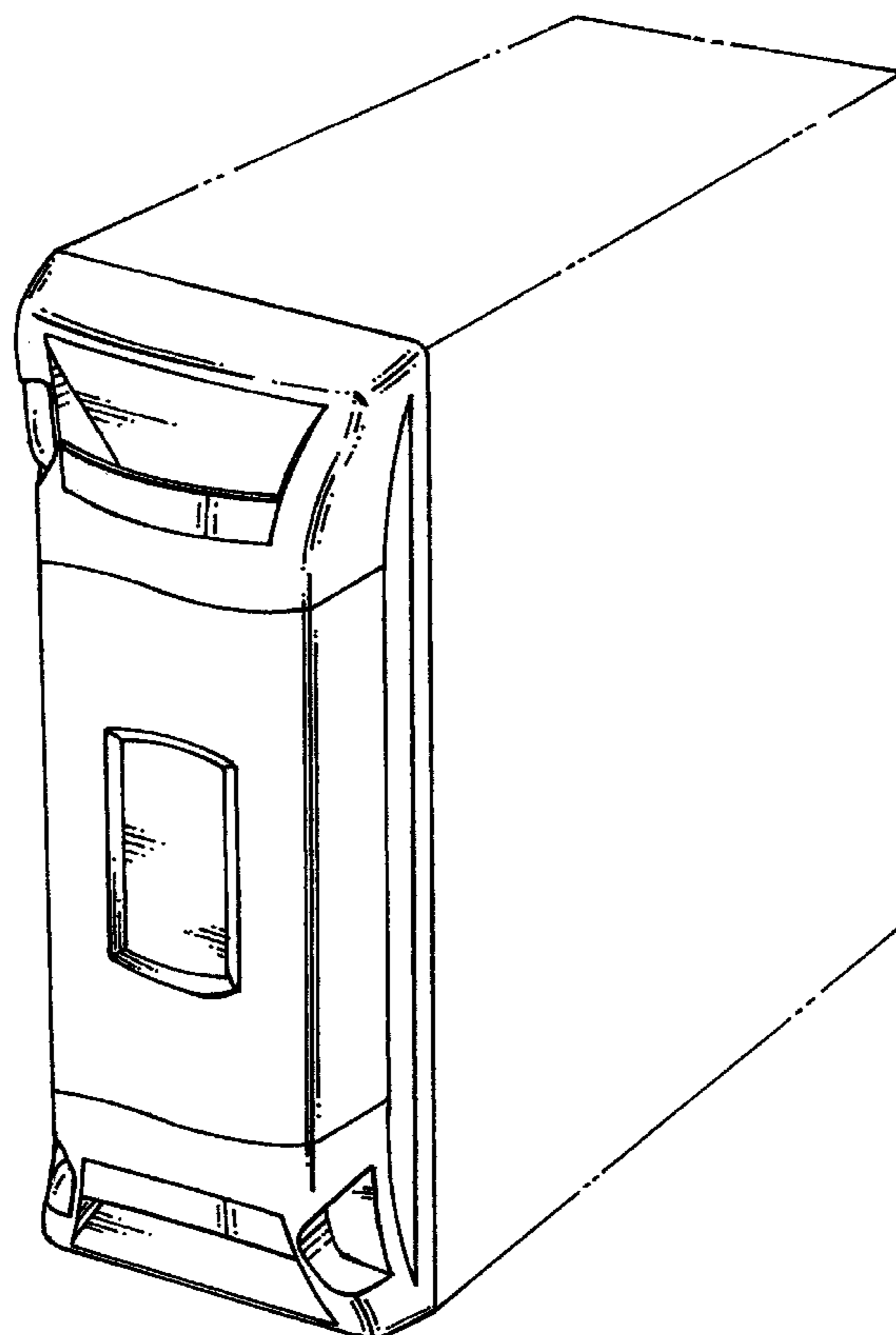
FIG. 5 is a top plan view of the door for air filter apparatus shown in FIG. 1; and,

FIG. 6 is a bottom plan view of the door for air filter apparatus shown in FIG. 1.

The dashed lines in FIG. 1 are for illustrative purposes only and form no part of the invention.

The side of the door for air filter apparatus opposite the side shown in FIG. 2 is unadorned.

**1 Claim, 3 Drawing Sheets**



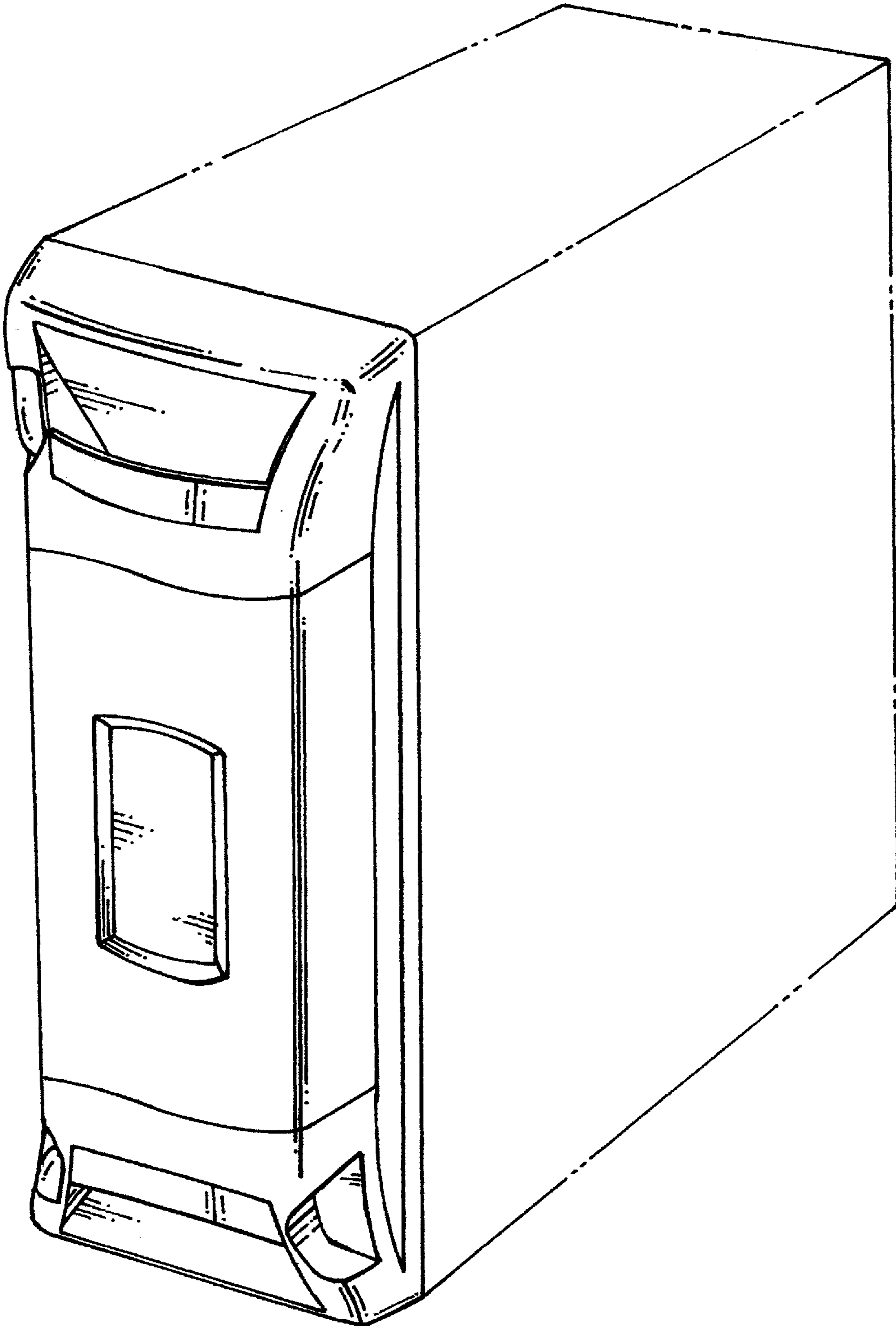


FIG. 1

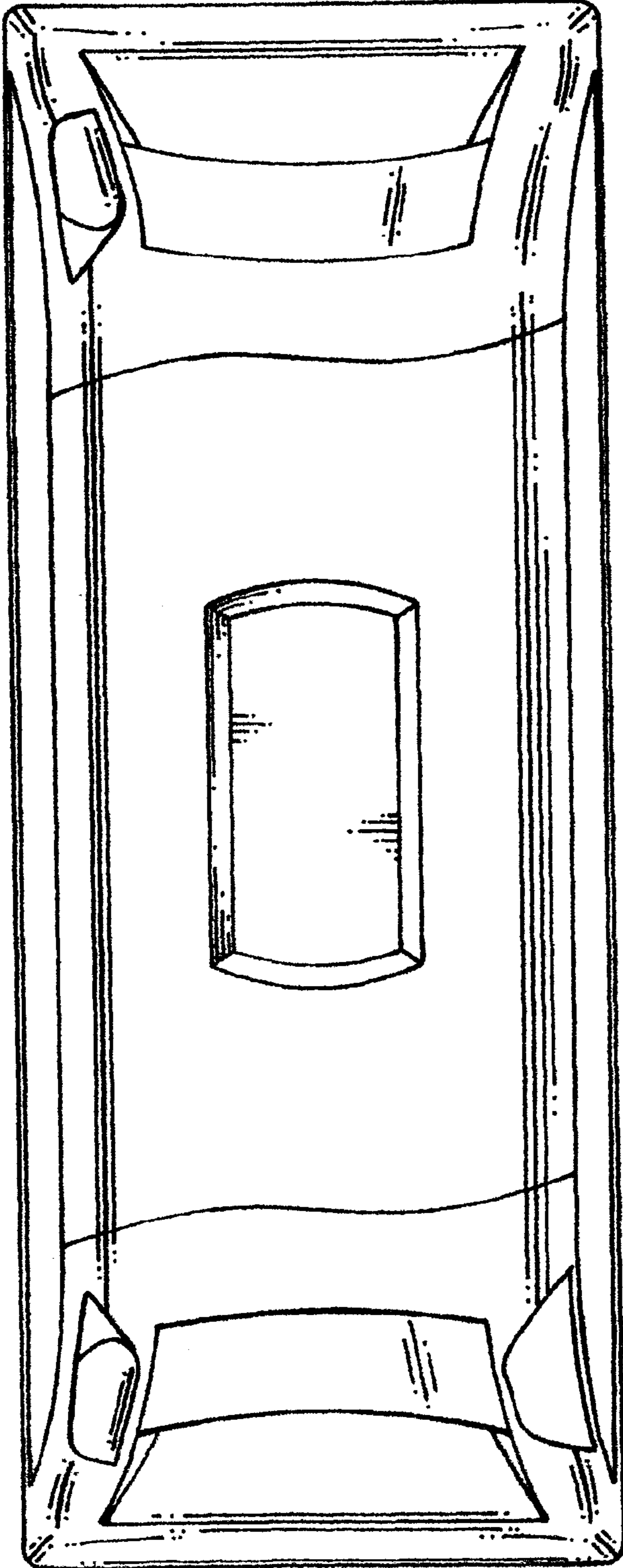


FIG. 2




FIG. 3




FIG. 4




FIG. 5




FIG. 6