



US00D540913S

(12) **United States Design Patent**
Haug et al.

(10) **Patent No.:** **US D540,913 S**

(45) **Date of Patent:** **** Apr. 17, 2007**

(54) **FAUCET**

(75) Inventors: **Andreas Haug**, Stuttgart (DE); **Tom Schönherr**, Stuttgart (DE); **Andreas Dimitriadis**, Lorch (DE); **Sven Feustel**, Stuttgart (DE); **Fabian Kollmann**, Stuttgart (DE)

(73) Assignee: **Hansgrohe AG** (DE)

(**) Term: **14 Years**

(21) Appl. No.: **29/247,199**

(22) Filed: **Jun. 6, 2006**

(30) **Foreign Application Priority Data**

Dec. 14, 2005 (EP) 000447354

(51) **LOC (8) Cl.** **23-01**

(52) **U.S. Cl.** **D23/238**

(58) **Field of Classification Search** D23/238-257;
4/675-678; 137/801

See application file for complete search history.

(56) **References Cited**

U.S. PATENT DOCUMENTS

D301,162 S * 5/1989 Oberdorfer D23/238

D367,697 S * 3/1996 Haug et al. D23/238
D466,977 S * 12/2002 Cummings D23/238
D478,370 S * 8/2003 Ouyoung D23/238
D484,573 S * 12/2003 Haug et al. D23/252
D513,060 S * 12/2005 Ouyoung D23/238
D517,647 S * 3/2006 Kulig D23/238

* cited by examiner

Primary Examiner—Louis S. Zarfes

Assistant Examiner—Gregory Andoll

(74) *Attorney, Agent, or Firm*—Kwadjo Adusei-Poku;
Lloyd D. Doigan

(57) **CLAIM**

The ornamental design for a faucet, as shown and described.

DESCRIPTION

FIG. 1 is a front perspective view of a faucet showing our design;

FIG. 2 is a top plan view thereof;

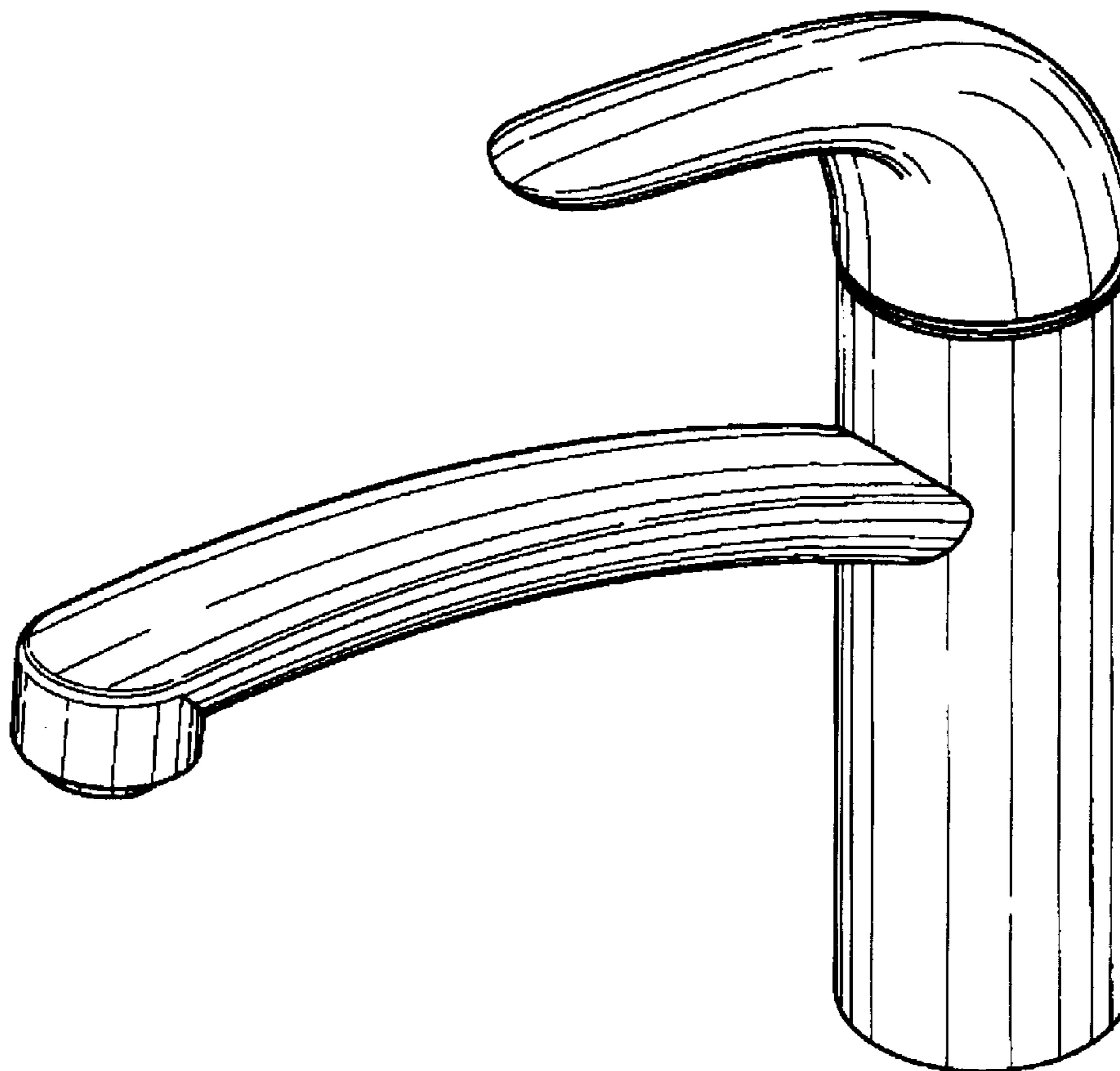
FIG. 3 is a right side elevational view thereof; the left side elevational view being a mirror image thereof;

FIG. 4 is a bottom plan view thereof;

FIG. 5 is a front elevational view thereof; and,

FIG. 6 is a rear elevational view thereof.

1 Claim, 3 Drawing Sheets



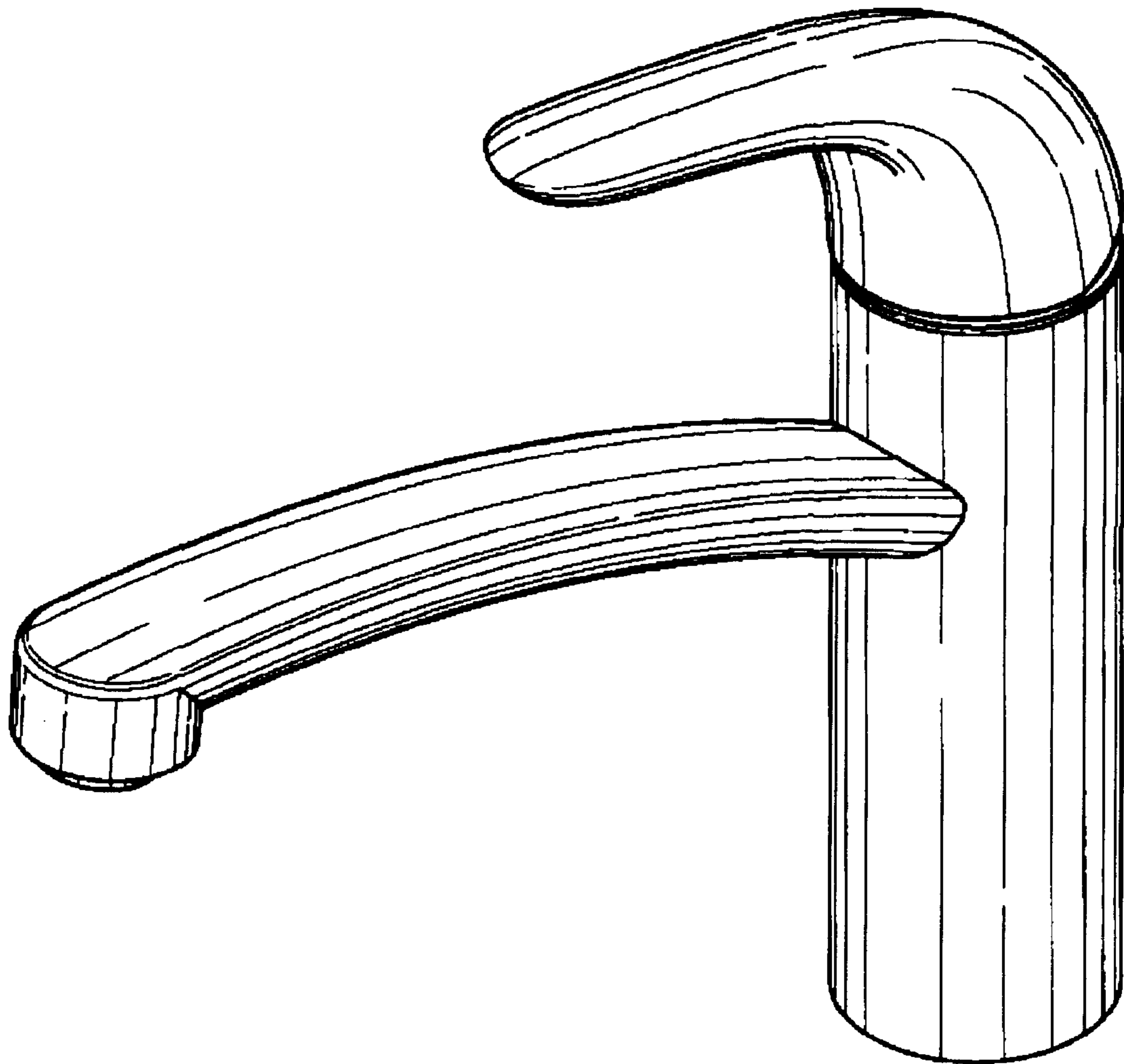


FIG. 1

FIG. 2

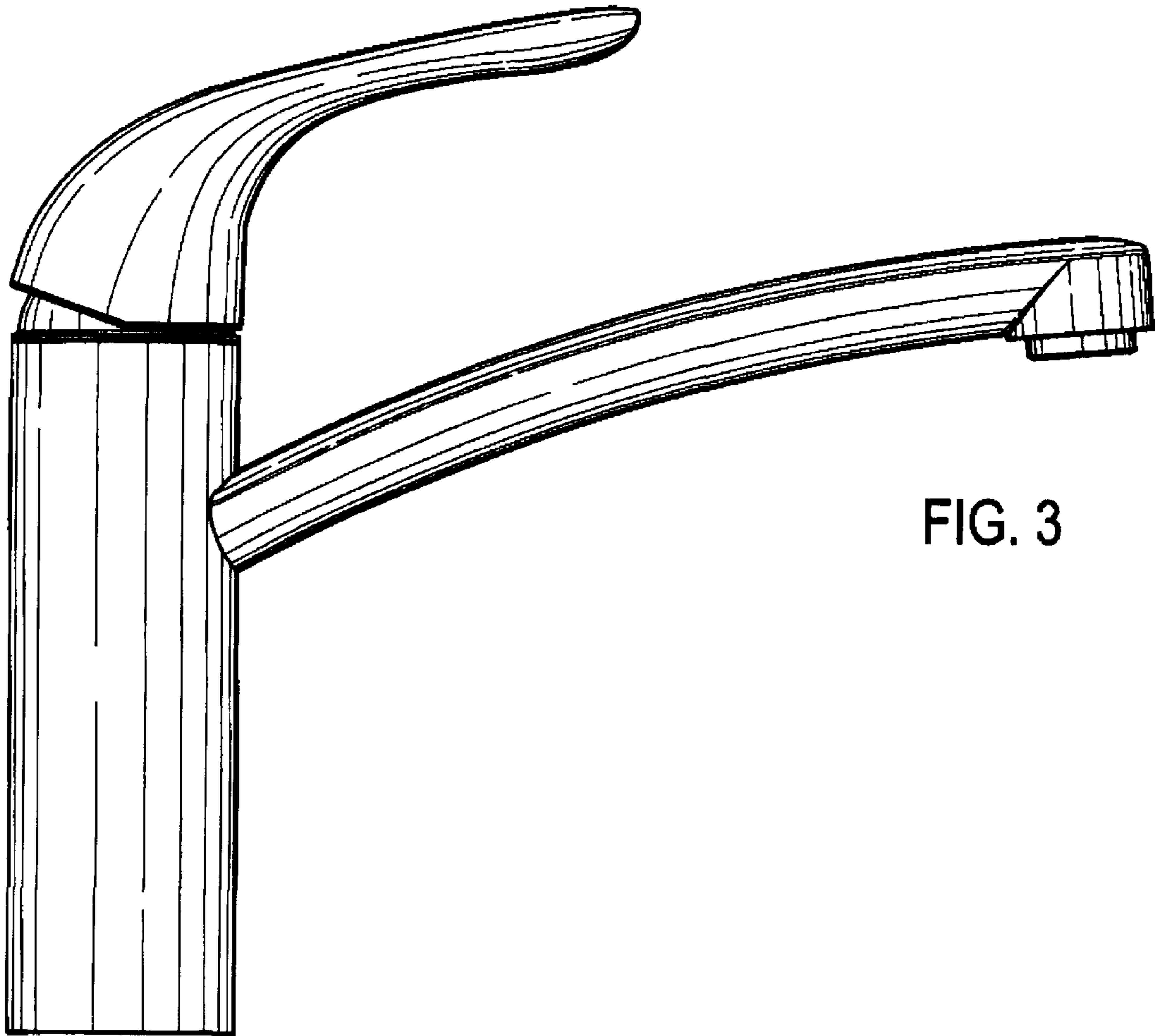
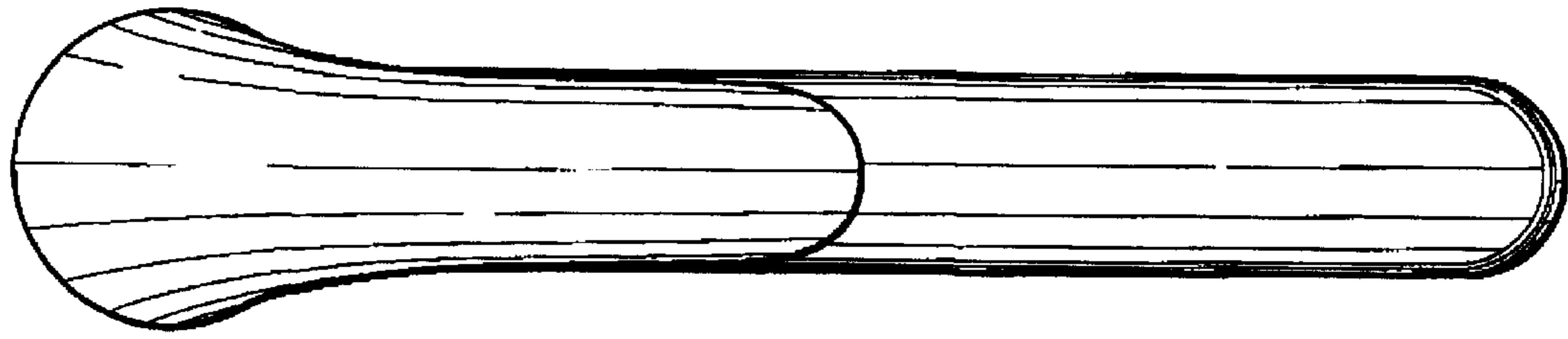


FIG. 3




FIG. 4

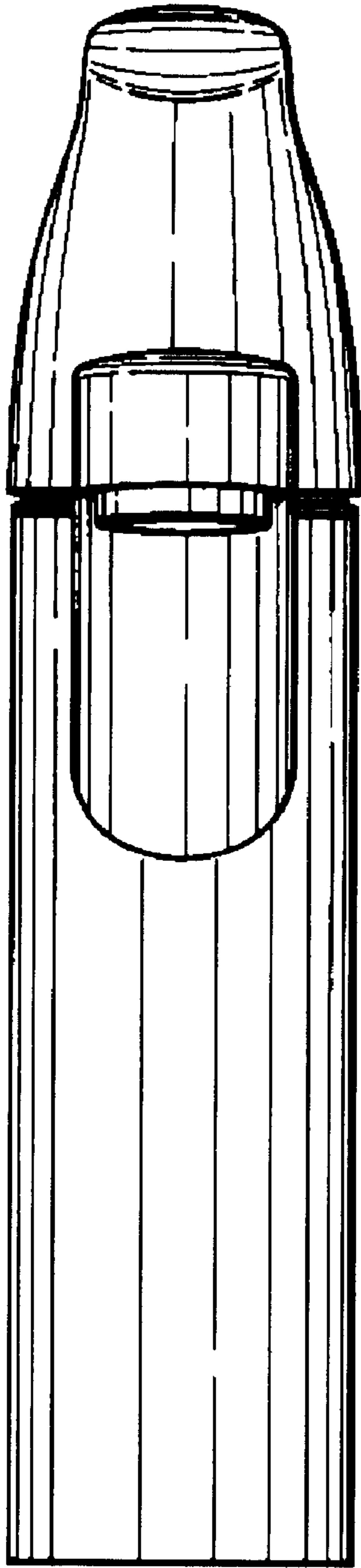


FIG. 5




FIG. 6