



US00D540896S

(12) **United States Design Patent**
Chernick et al.

(10) **Patent No.: US D540,896 S**

(45) **Date of Patent: ** Apr. 17, 2007**

(54) **BALL WITH LOOP AND LONG TENTACLES**

(76) Inventors: **Mark Chernick**, 19180 144th Ave.,
NE., Woodinville, WA (US) 98072;
Webb T. Nelson, 19180 144th Ave.,
NE., Woodinville, WA (US) 98072

(**) Term: **14 Years**

(21) Appl. No.: **29/241,606**

(22) Filed: **Oct. 31, 2005**

(51) **LOC (8) Cl.** **21-02**

(52) **U.S. Cl.** **D21/707; D21/398; D21/714;**
D30/160

(58) **Field of Classification Search** D21/707-714,
D21/398, 400, 466, 597; D30/160; D11/117,
D11/121, 125, 157, 158, 184; 473/569-614,
473/219, 486, 487, 490; 428/4, 5, 11, 12,
428/15-17

See application file for complete search history.

(56) **References Cited**

U.S. PATENT DOCUMENTS

4,756,529	A	*	7/1988	Stillinger	473/614
4,867,451	A	*	9/1989	Mitchell	473/576
4,991,841	A	*	2/1991	Paranto	473/609
D317,489	S	*	6/1991	Stillinger	D21/707
5,186,457	A	*	2/1993	Cole	473/575
D359,147	S	*	6/1995	Hotta et al.	D30/160
5,516,099	A	*	5/1996	Strong	473/614
D406,545	S	*	3/1999	Deginther	D11/121
5,961,406	A	*	10/1999	Hass	473/576
6,026,534	A	*	2/2000	Gonda et al.	15/207.2
D431,848	S	*	10/2000	Hubbard	D21/713

6,280,356	B1	*	8/2001	Sandeen	473/614
D455,182	S	*	4/2002	Chu	D21/398
6,645,101	B1	*	11/2003	Wong	473/614
D523,190	S	*	6/2006	Oblack	D30/160
2005/0178343	A1	*	8/2005	Lubeck	119/709

OTHER PUBLICATIONS

SPORTIMER(R) Fall 2002 catalog, p. 170: "Surekatch"
Ball (TM).*

Hong Kong Toys Jan. 2003, p. 904: "sea urchin" shown
among the "Ocean Animal Splatters".*

Sea urchin shown on webpage: <http://web.archive.org/web/20030328113234/http://www.magnergraphix.com/ScubaPics/creaturepix/Urchin.JPG>.*

* cited by examiner

Primary Examiner—Catherine Tuttle

(74) *Attorney, Agent, or Firm*—Lamorte & Associates

(57) **CLAIM**

The ornamental design for a ball with loop and long tentacles, as shown and described.

DESCRIPTION

FIG. 1 is a perspective view of a ball with a loop and long tentacles;

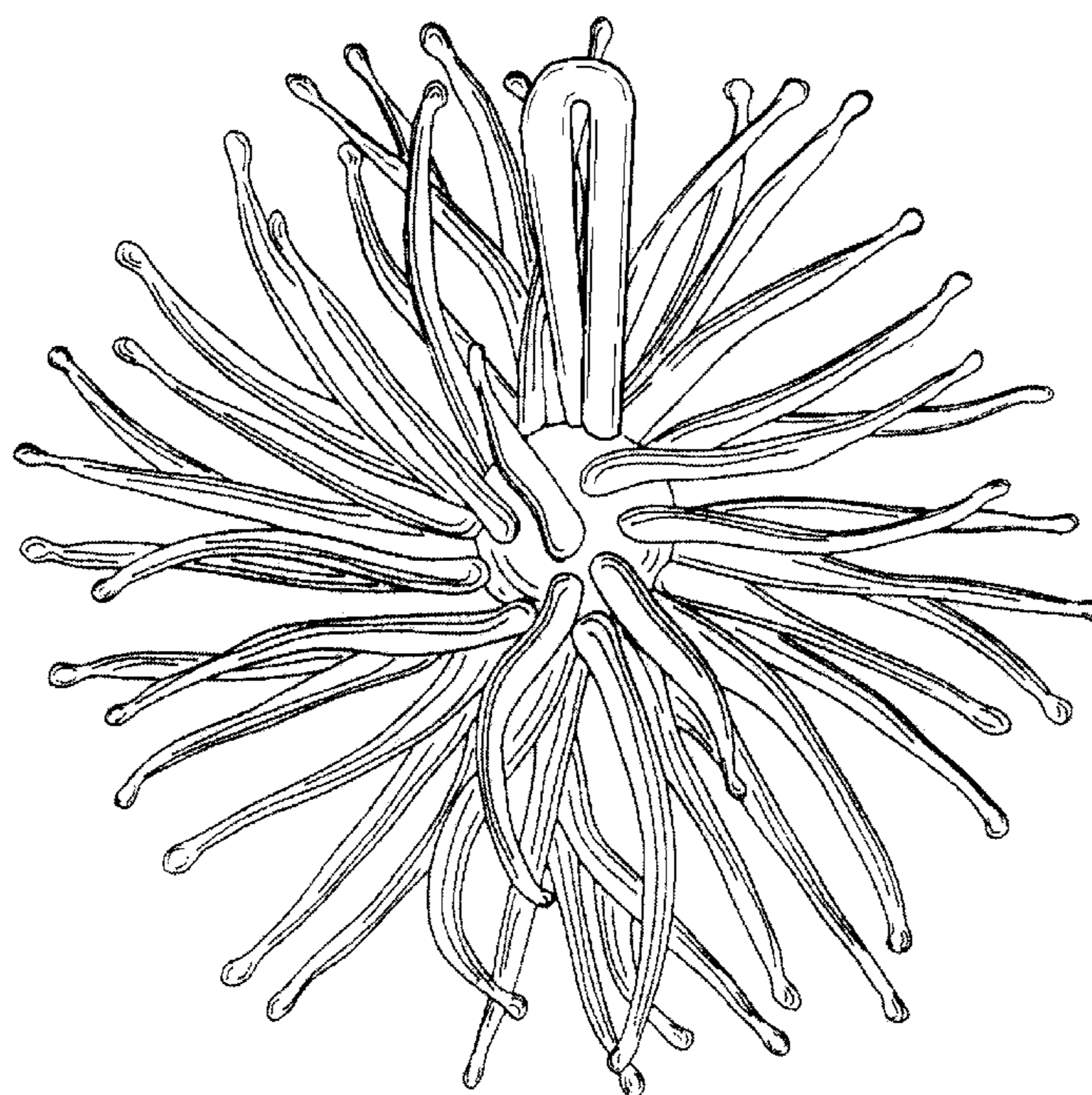
FIG. 2 is a front view thereof, the rear view being a mirror image thereof;

FIG. 3 is a right side view thereof, the left side view being a mirror image thereof;

FIG. 4 is a bottom view thereof; and,

FIG. 5 is a top view thereof.

1 Claim, 5 Drawing Sheets



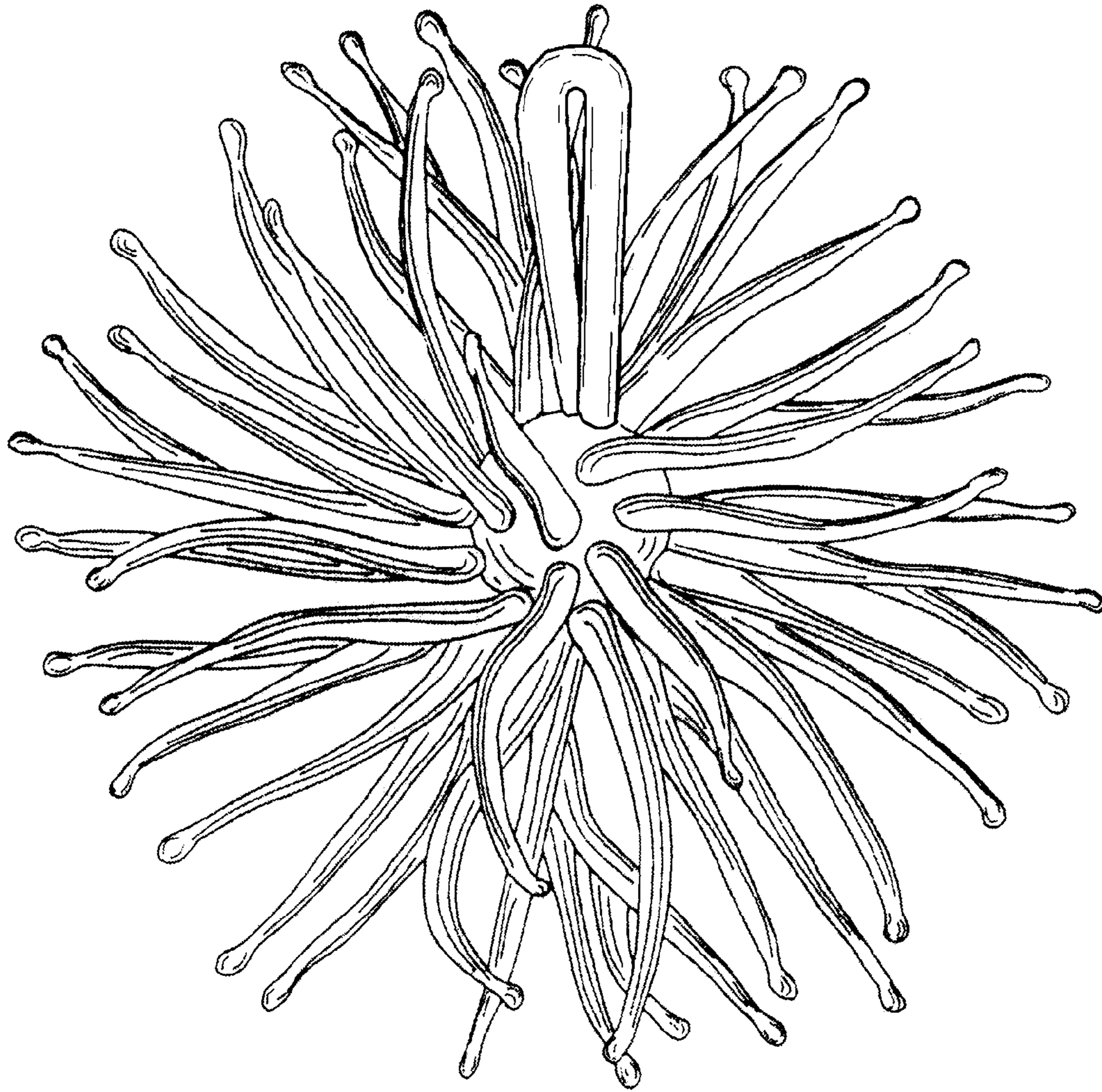


FIG. 1

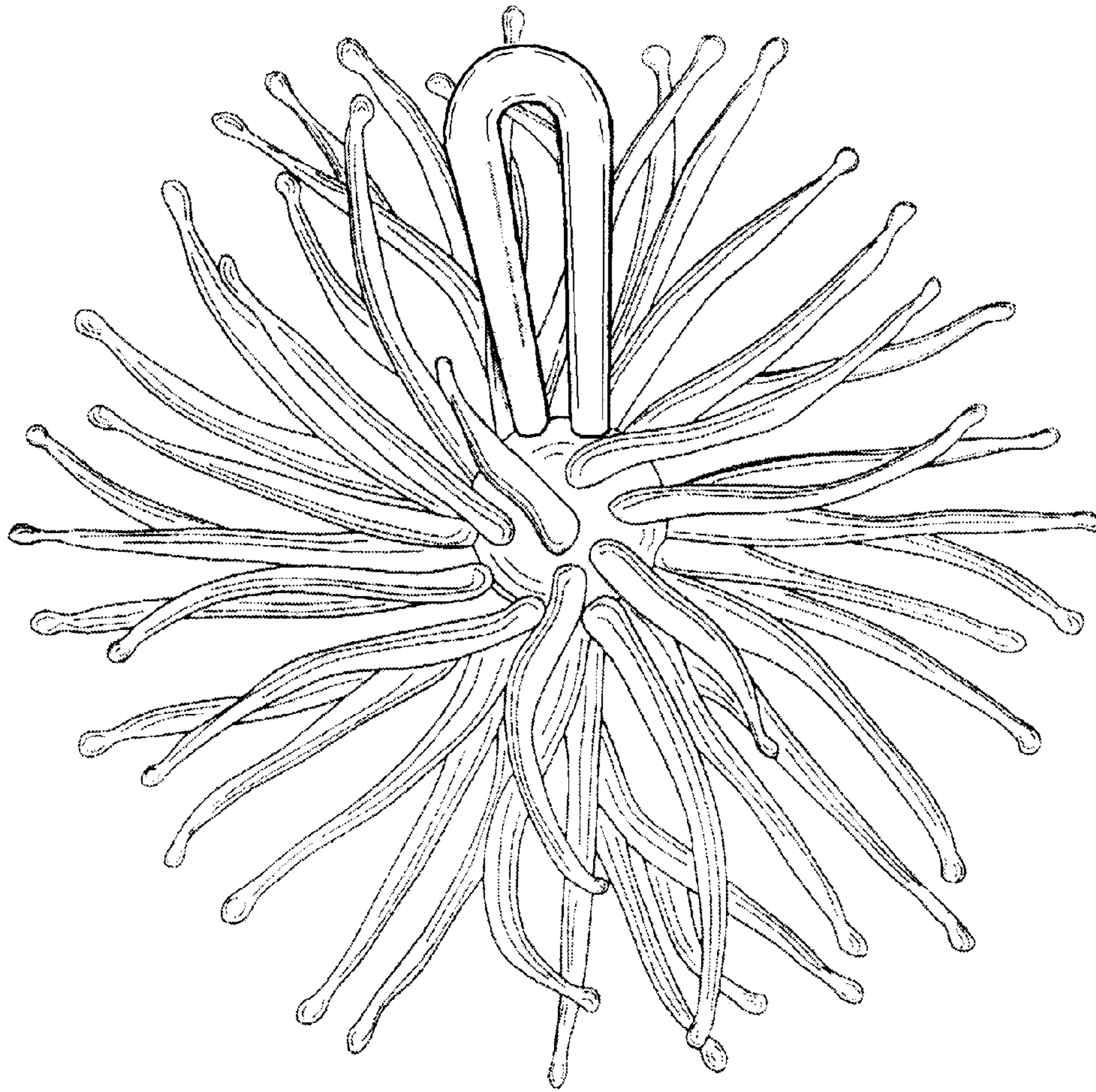
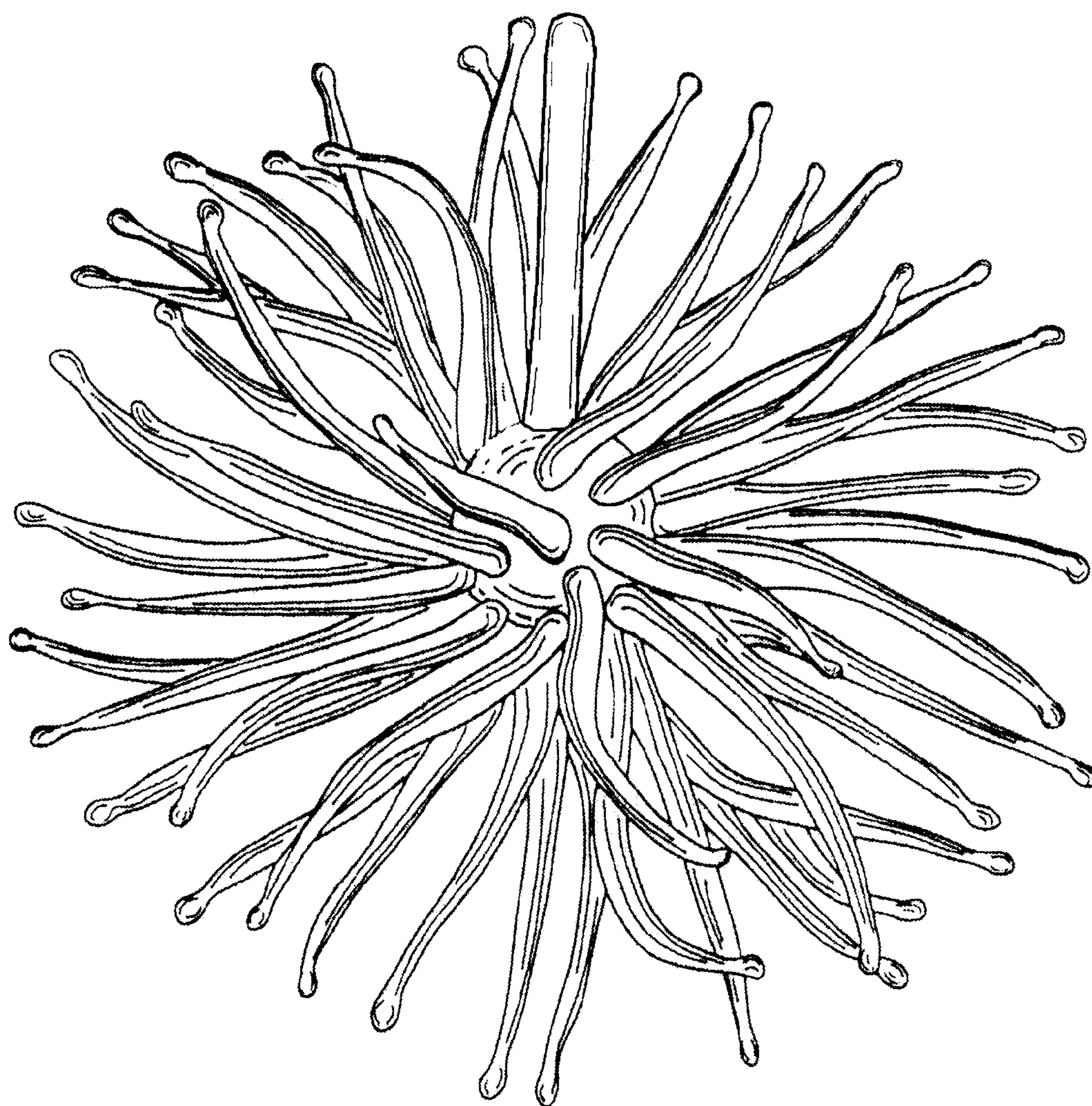


FIG. 2

FIG. 3



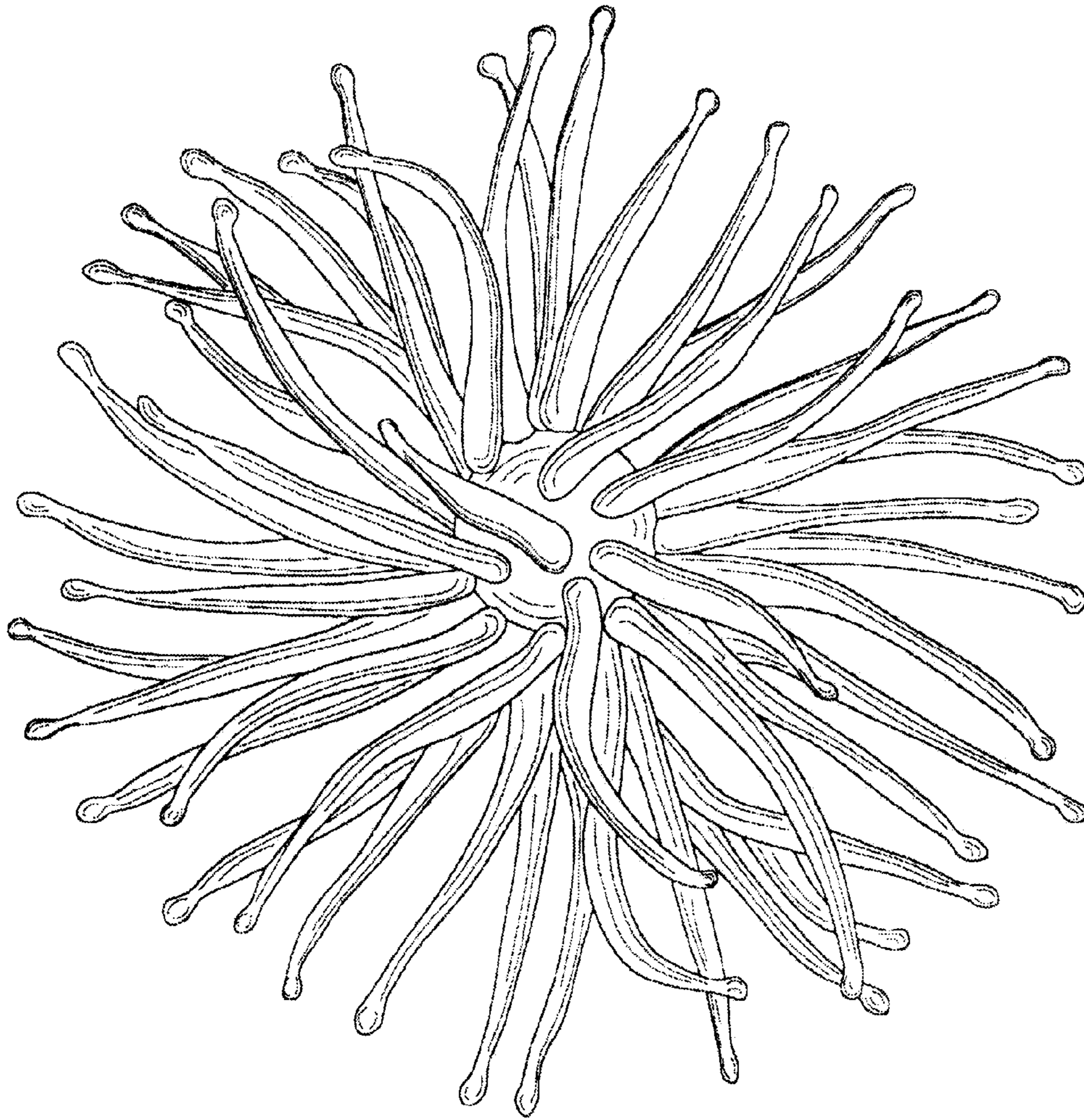


FIG. 4

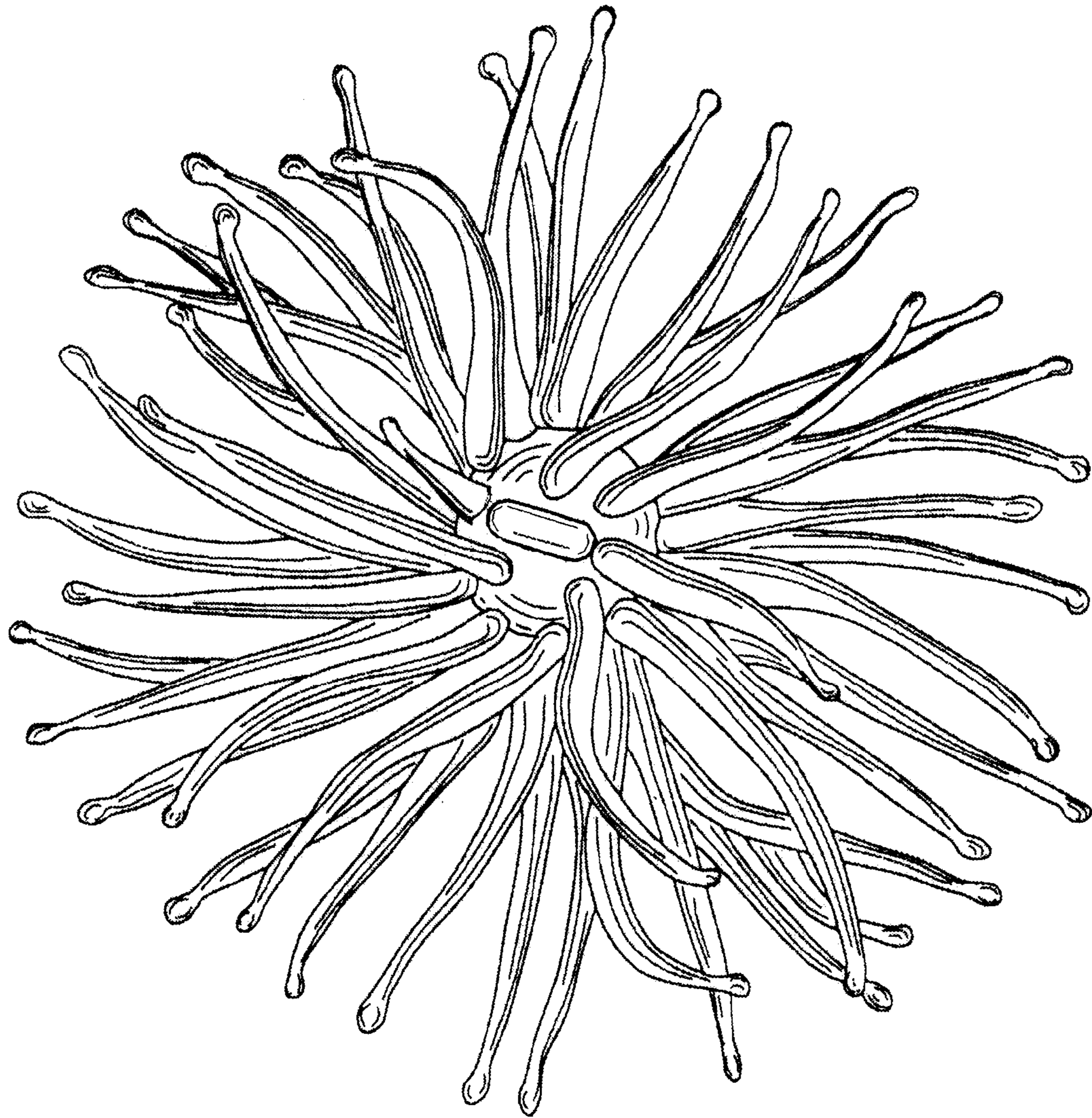


FIG. 5