



US00D540893S

(12) **United States Design Patent**
Rutherford

(10) **Patent No.:** **US D540,893 S**

(45) **Date of Patent:** **** Apr. 17, 2007**

(54) **TOY**
(75) Inventor: **Ryan Rutherford**, Rutherford, NJ (US)
(73) Assignee: **JW Pet Company, Inc.**, Teterboro, NJ (US)
(**) Term: **14 Years**

D393,023 S * 3/1998 Martucci et al. D21/615
D397,744 S * 9/1998 Brummer D21/615
6,129,606 A * 10/2000 Yuen 446/486
D473,683 S * 4/2003 Willinger D30/160
D501,898 S * 2/2005 Rutherford et al. D21/623
D522,071 S * 5/2006 Strother et al. D21/578

* cited by examiner

Primary Examiner—Sandra L. Morris
(74) *Attorney, Agent, or Firm*—Katten Muchin Rosenman LLP

(21) Appl. No.: **29/236,818**
(22) Filed: **Aug. 23, 2005**

(51) **LOC (8) Cl.** **21-01**
(52) **U.S. Cl.** **D21/615; D30/160**
(58) **Field of Classification Search** D21/576–578,
D21/585–590, 615, 622–623, 714; D11/158;
D30/160; 119/702, 707; 446/72, 97–98, 268–269,
446/486

See application file for complete search history.

(56) **References Cited**

U.S. PATENT DOCUMENTS

D297,749 S * 9/1988 Rodis-Jamero D21/578
D305,788 S * 1/1990 Herren D21/714
D351,471 S * 10/1994 Abrams D21/615
D378,151 S * 2/1997 Plunk D30/160


(57) **CLAIM**

I claim the ornamental design for toy, as shown and described.

DESCRIPTION

FIG. 1 is a perspective view of the toy showing my new design;
FIG. 2 is a front view showing the base of the toy;
FIG. 3 is a rear view showing the top of the toy;
FIG. 4 is a left side view showing the left side of the toy;
FIG. 5 is a right side view showing the right side of the toy;
FIG. 6 is a top view of the toy; and,
FIG. 7 is a bottom view of the toy.

1 Claim, 7 Drawing Sheets






FIG. 1

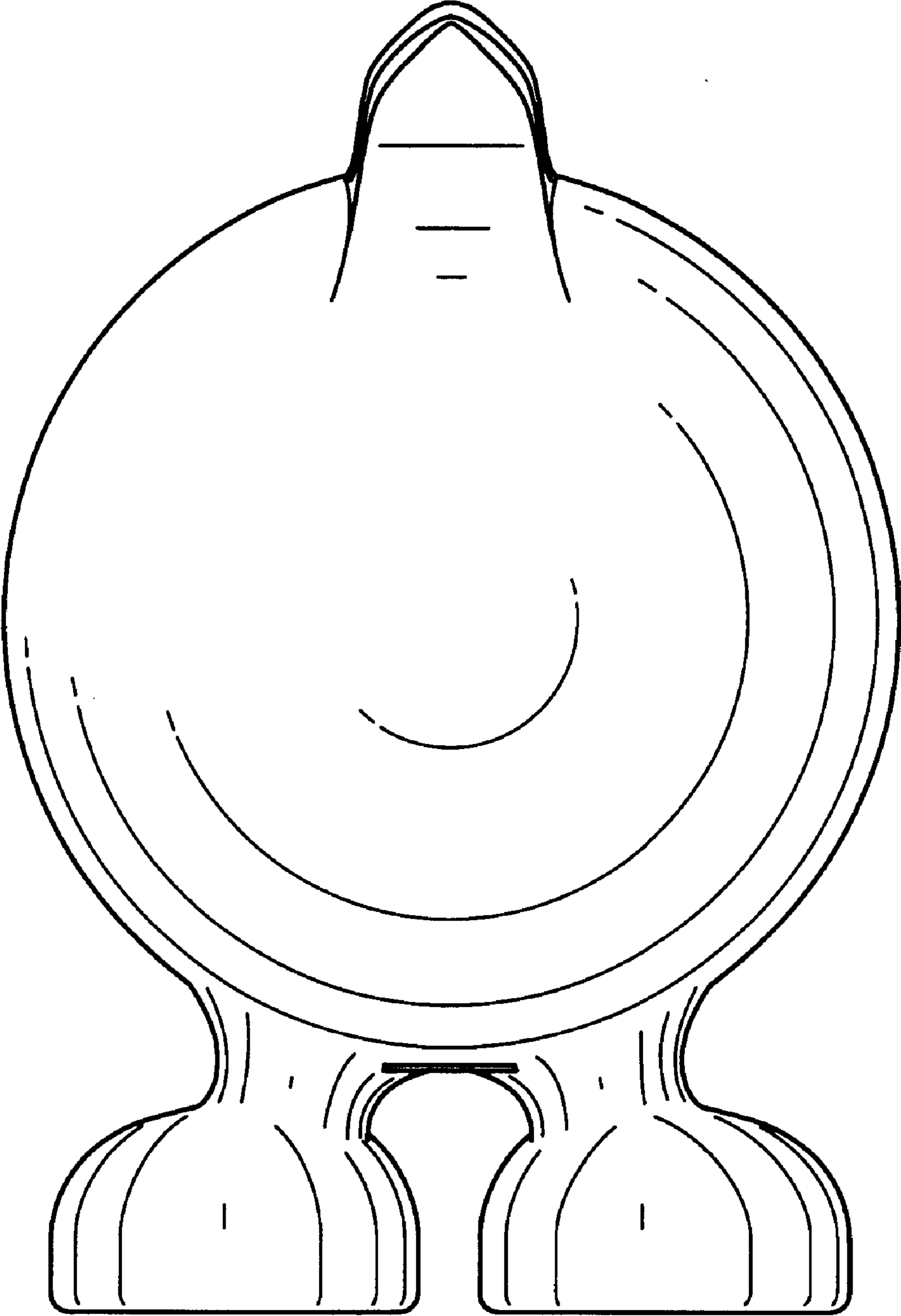


FIG. 2

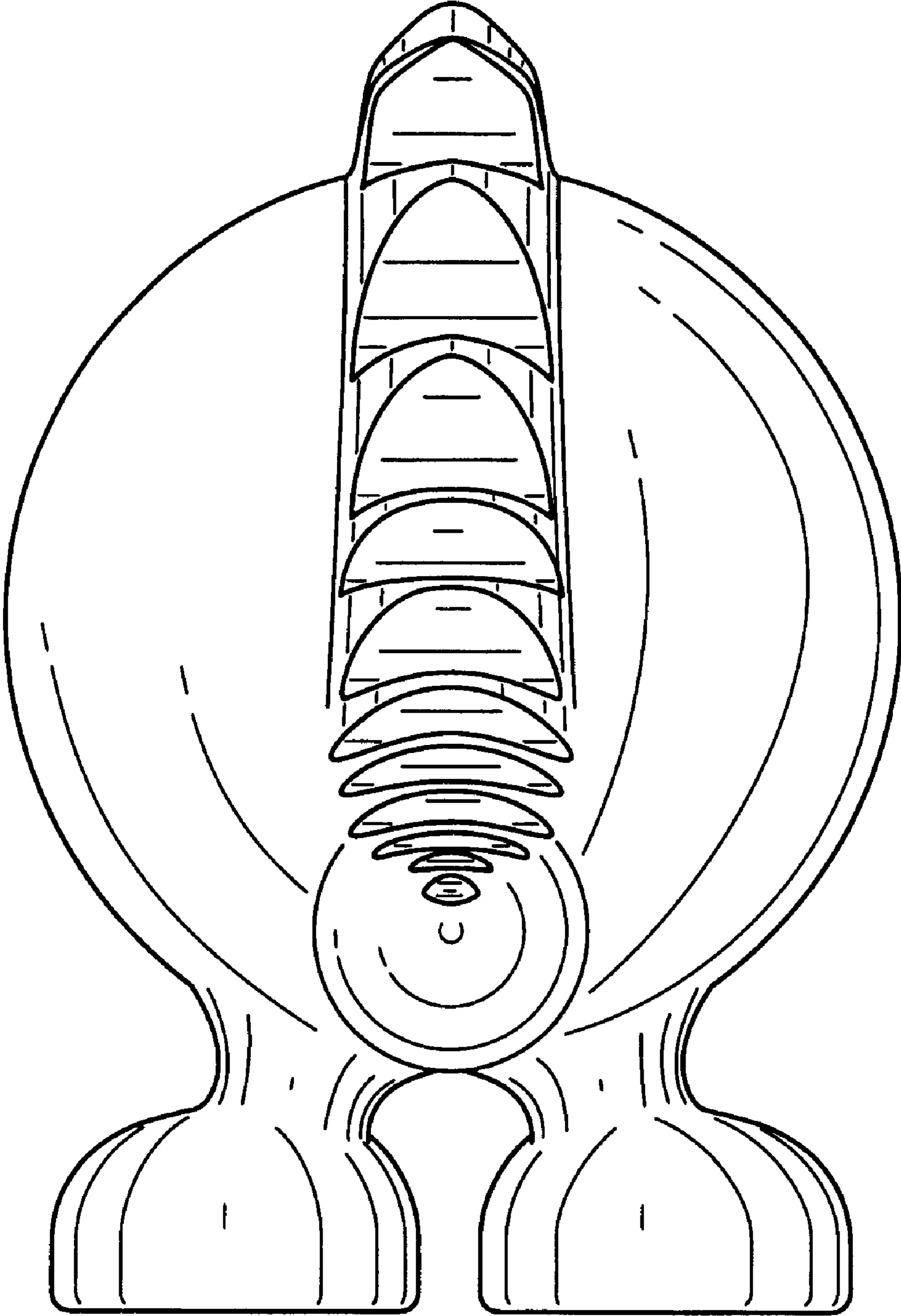


FIG. 3




FIG. 4




FIG. 5

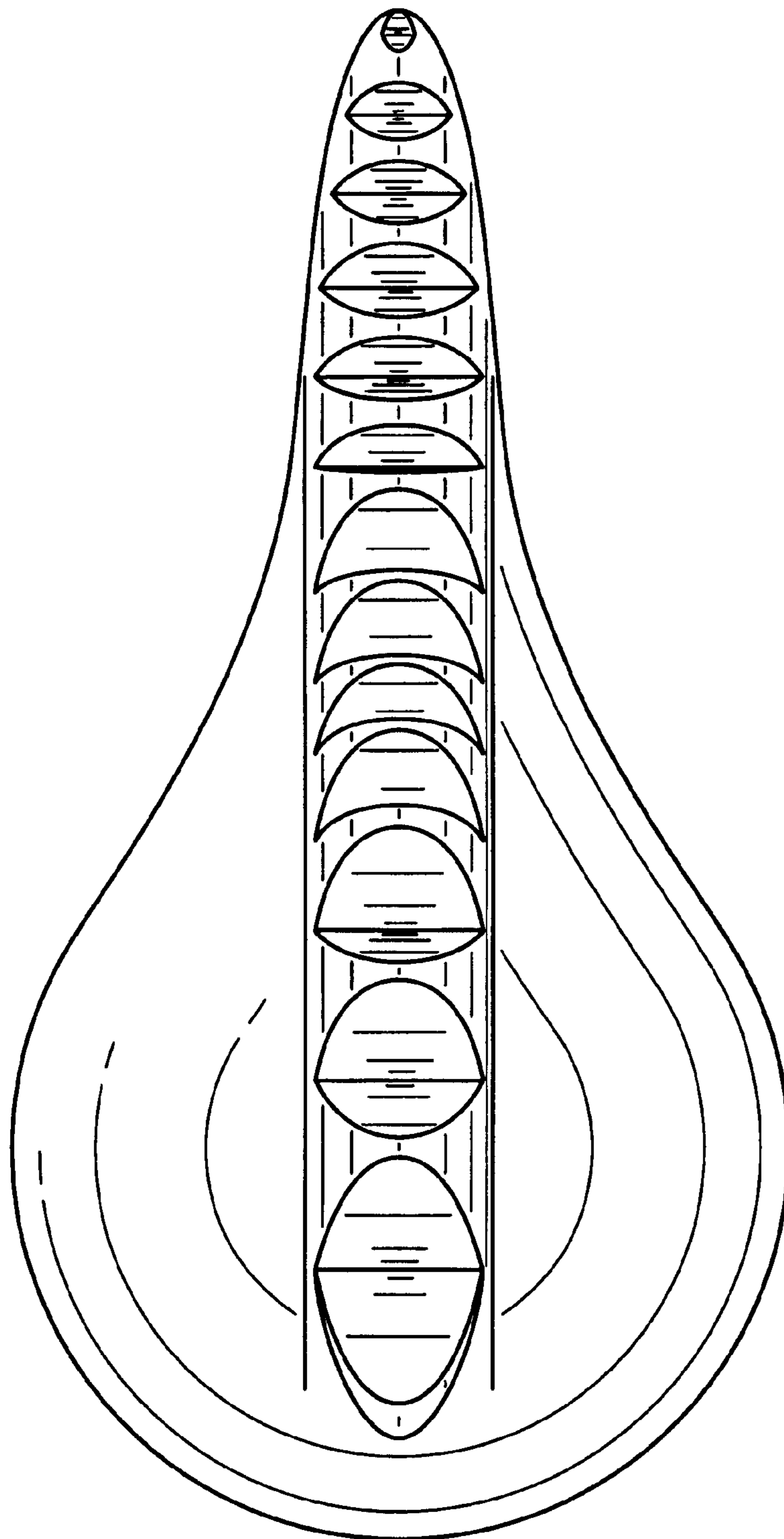


FIG. 6

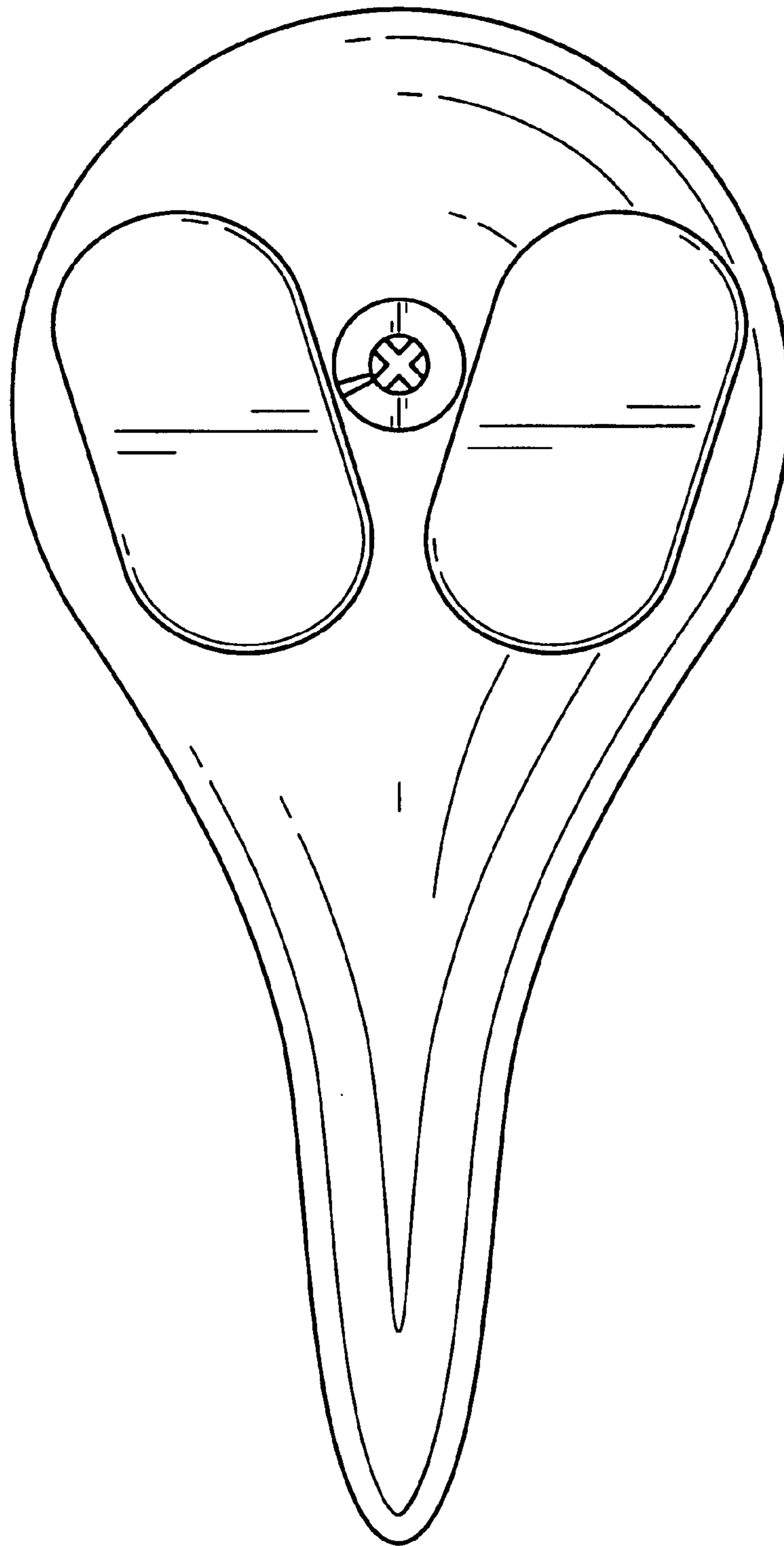


FIG. 7