

US00D540878S

(12) **United States Design Patent**
Burns

(10) **Patent No.:** **US D540,878 S**

(45) **Date of Patent:** **** Apr. 17, 2007**

(54) **PROMOTIONAL DEVICE**

(75) Inventor: **Iain Keatings Burns**, Weybridge (GB)

(73) Assignee: **KYP Holdings PLC**, London (GB)

(**) Term: **14 Years**

(21) Appl. No.: **29/231,420**

(22) Filed: **Jun. 6, 2005**

(30) **Foreign Application Priority Data**

Dec. 9, 2004 (EM) 000268800

(51) **LOC (8) Cl.** **19-08**

(52) **U.S. Cl.** **D20/19; D20/18; D20/22**

(58) **Field of Classification Search** D20/10,
D20/11, 18, 19, 20, 21, 42, 99; D10/102;
D18/10; D19/64; 40/491, 492; 434/344
See application file for complete search history.

(56) **References Cited**

U.S. PATENT DOCUMENTS

- 1,063,577 A * 6/1913 Moran 40/492
- 1,513,017 A * 10/1924 Thornburgh 40/492
- 2,222,272 A * 11/1940 Wesner 235/89 R
- 2,923,070 A * 2/1960 Resnick 434/219
- 3,200,517 A * 8/1965 Agostino 434/174
- D267,415 S * 12/1982 Hornblad D20/10
- D307,300 S * 4/1990 Morelle D20/42
- 5,259,133 A * 11/1993 Burtch 40/124.08
- D351,423 S * 10/1994 Cassidy, Jr. D20/18
- 5,450,680 A * 9/1995 Bromberg 40/491
- 5,611,161 A * 3/1997 Murphy 40/124.08
- 5,778,578 A * 7/1998 Drapcho et al. 40/491
- 6,153,039 A * 11/2000 Jacobsen 156/277
- 6,237,265 B1 * 5/2001 Crowell 40/491
- 6,513,270 B1 * 2/2003 Mackenzie 40/124.08
- 6,643,961 B1 * 11/2003 Hluchan 40/492
- D508,956 S * 8/2005 Gaston D20/18

* cited by examiner

Primary Examiner—Robert M. Spear

(74) *Attorney, Agent, or Firm*—Venable LLP; Robert Kinberg; Manni Li

(57) **CLAIM**

The ornamental design for a promotional device, as shown and described.

DESCRIPTION

FIG. 1 is a perspective view from the top-left side of the promotional device showing the first embodiment of our new design with inserts partially inserted;

FIG. 2 is a front view of the design shown in FIG. 1 with inserts partially inserted to a greater depth;

FIG. 3 is a rear view of the design shown in FIG. 1 with inserts partially inserted to a greater depth;

FIG. 4 is a left side view of the design shown in FIG. 1 with inserts removed for clarity of disclosure;

FIG. 5 is a right side view of the design shown in FIG. 1 with inserts removed for clarity of disclosure and shaded areas indicating the positions of indented portions;

FIG. 6 is a top view of the design shown in FIG. 1 with inserts removed for clarity of disclosure and shaded areas indicating the position of indented portion;

FIG. 7 is a bottom view of the design shown in FIG. 1 with inserts removed for clarity of disclosure;

FIG. 8 is a perspective view from the top-left side of the promotional device showing a second embodiment of our new design with inserts partially inserted;

FIG. 9 is a front view of the design shown in FIG. 8 with inserts partially inserted to a greater depth;

FIG. 10 is a rear view of the design shown in FIG. 8 with inserts partially inserted to a greater depth;

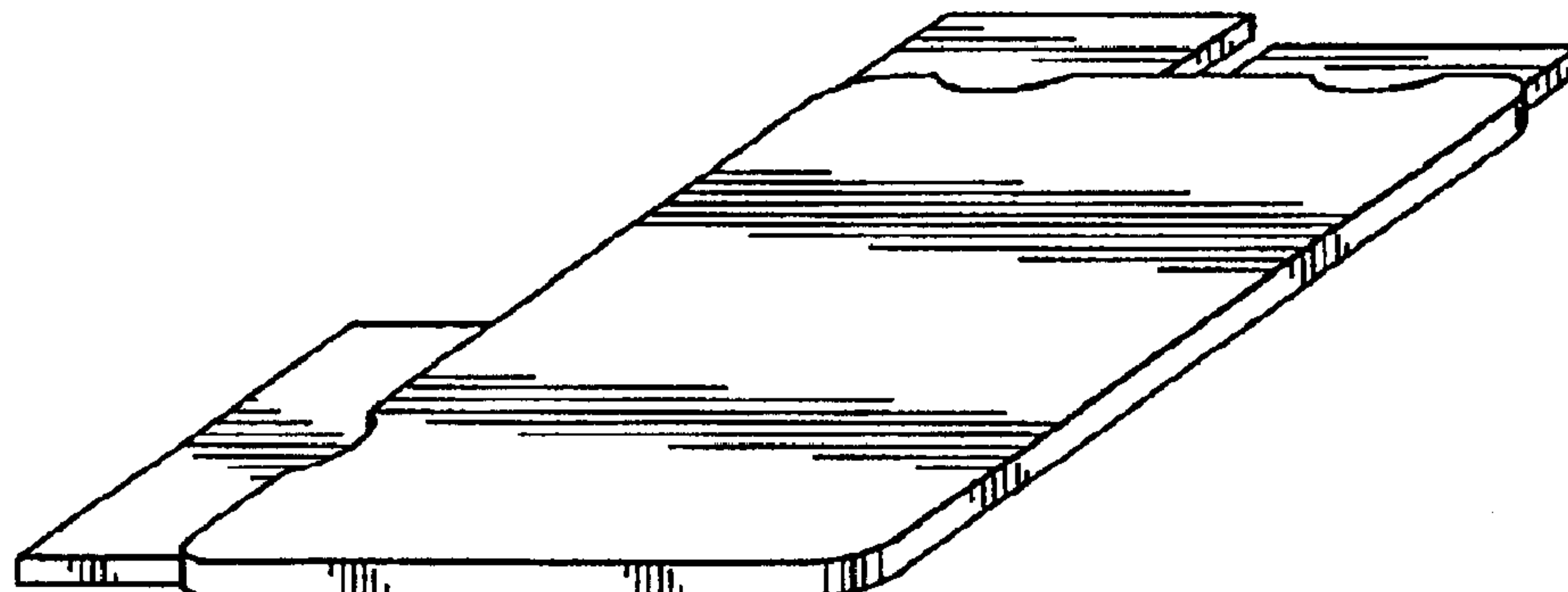
FIG. 11 is a left side view of the design shown in FIG. 8 with inserts removed for clarity of disclosure;

FIG. 12 is a right side view of the design shown in FIG. 8 with inserts removed for clarity of disclosure and shaded areas indicating the position of indented portion;

FIG. 13 is a top view of the design shown in FIG. 8 with inserts removed for clarity of disclosure and shaded areas indicating the positions of indented portions; and,

FIG. 14 is a bottom view of the design shown in FIG. 8 with inserts removed for clarity of disclosure.

1 Claim, 4 Drawing Sheets



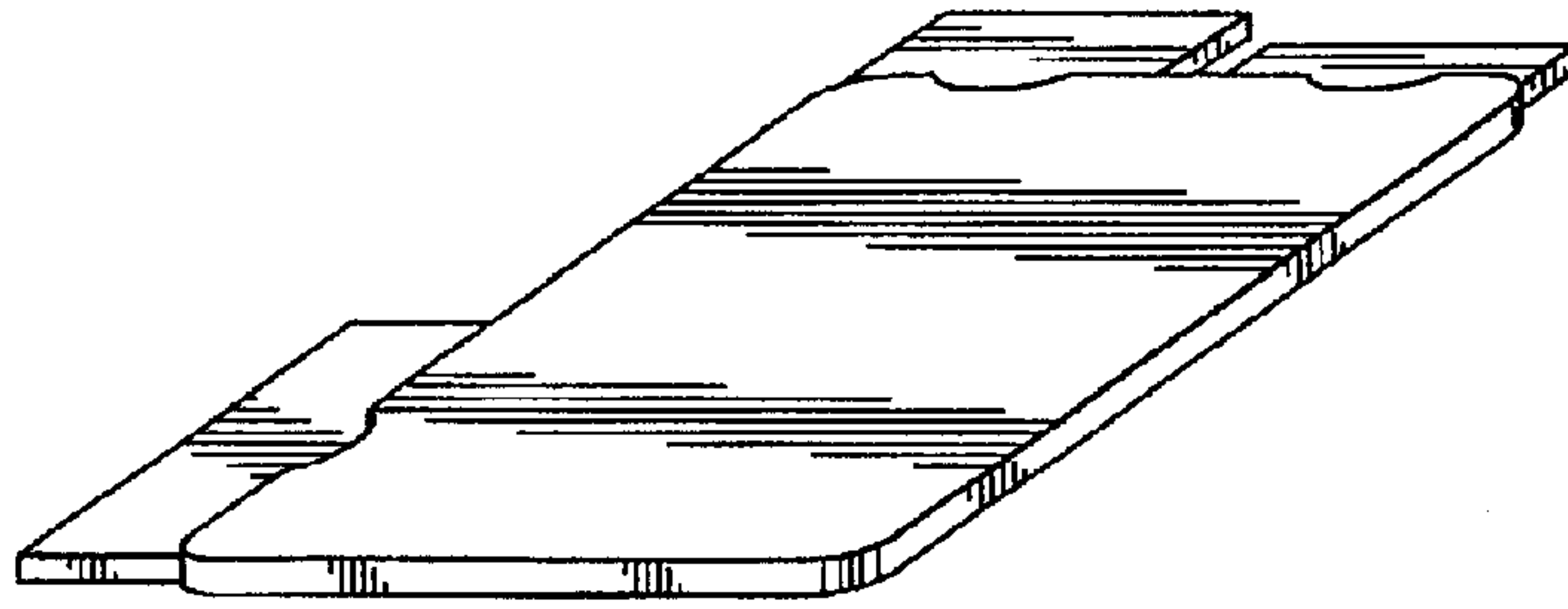


FIG. 1

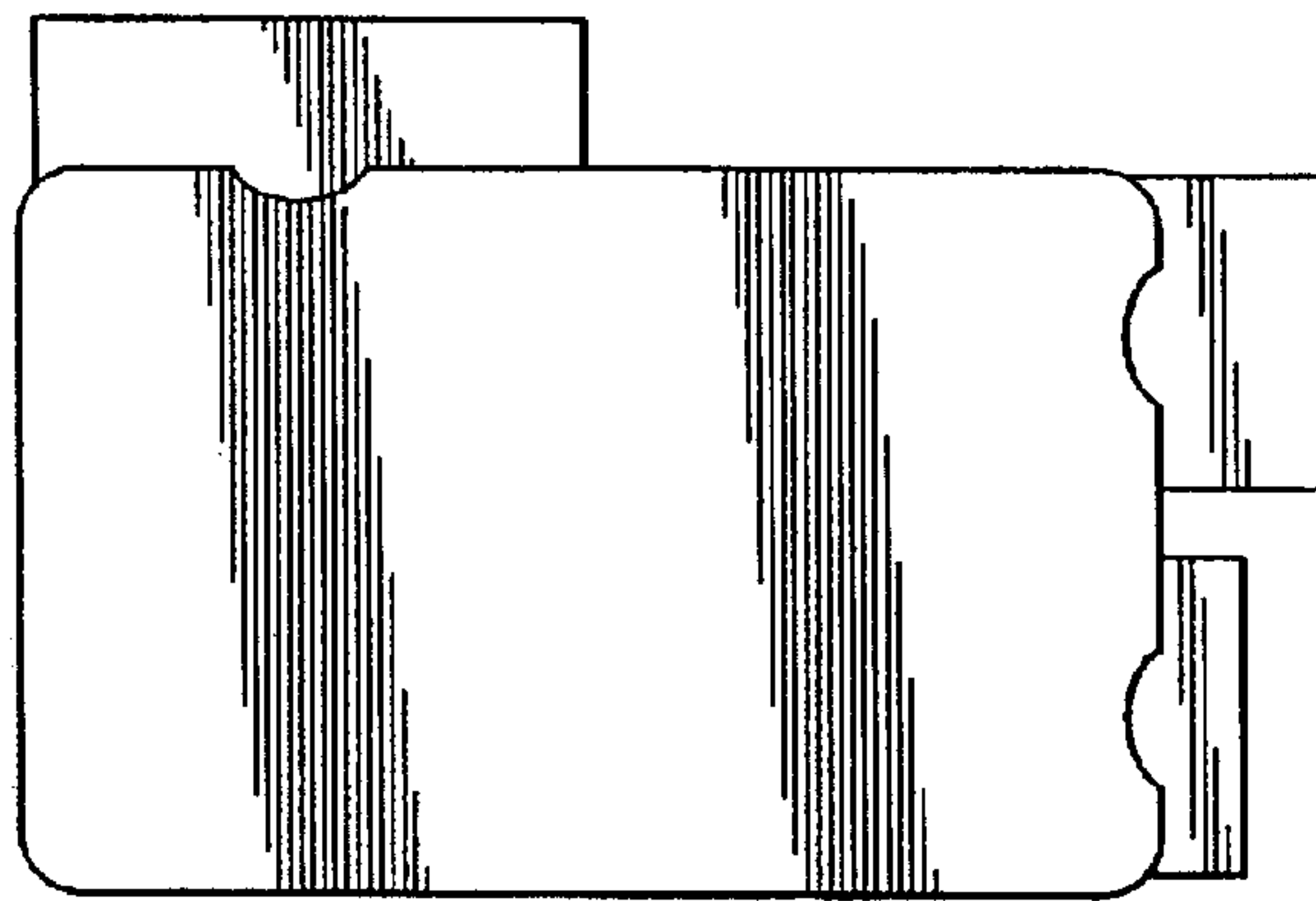


FIG. 2

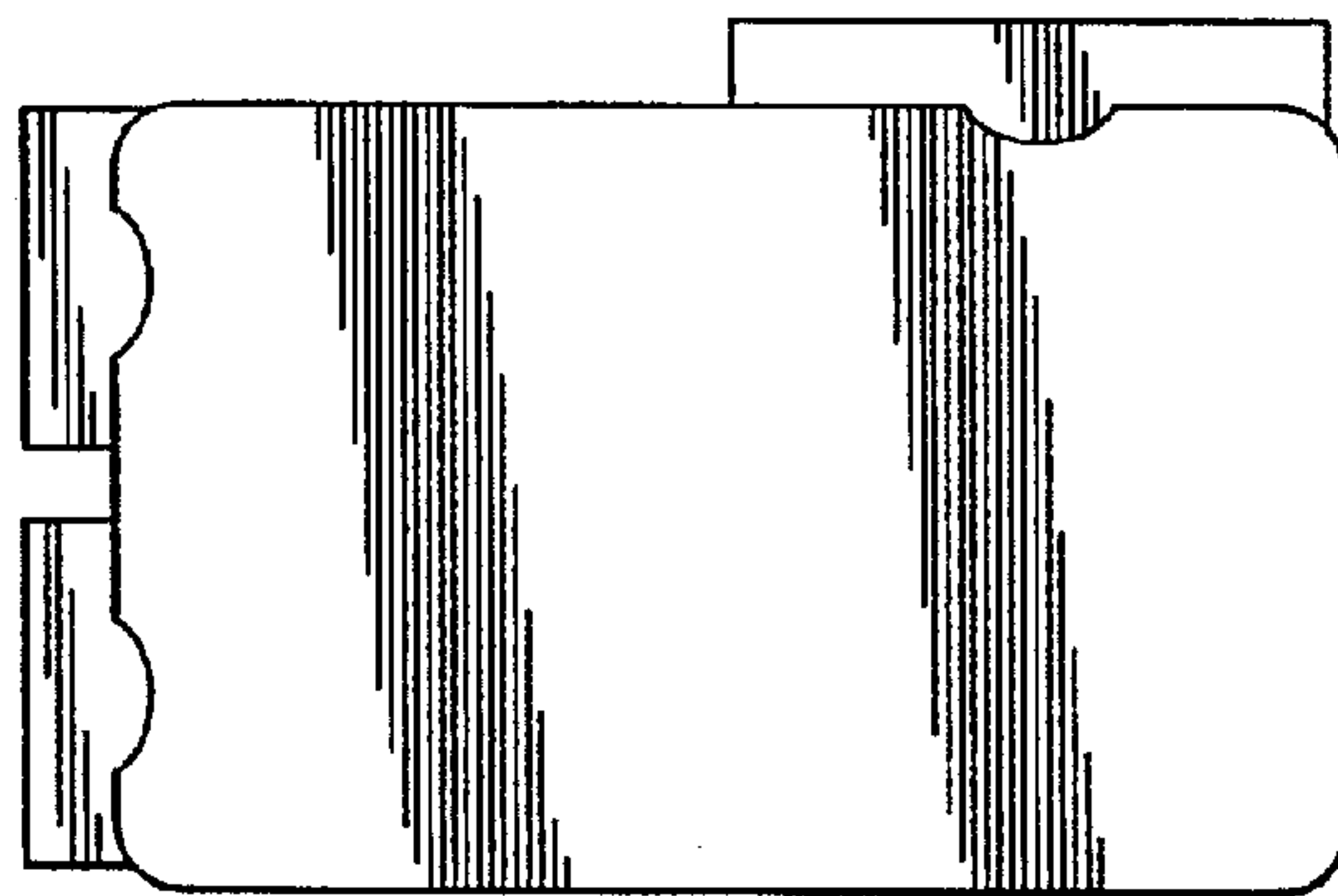


FIG. 3



FIG. 4



FIG. 5



FIG. 6



FIG. 7

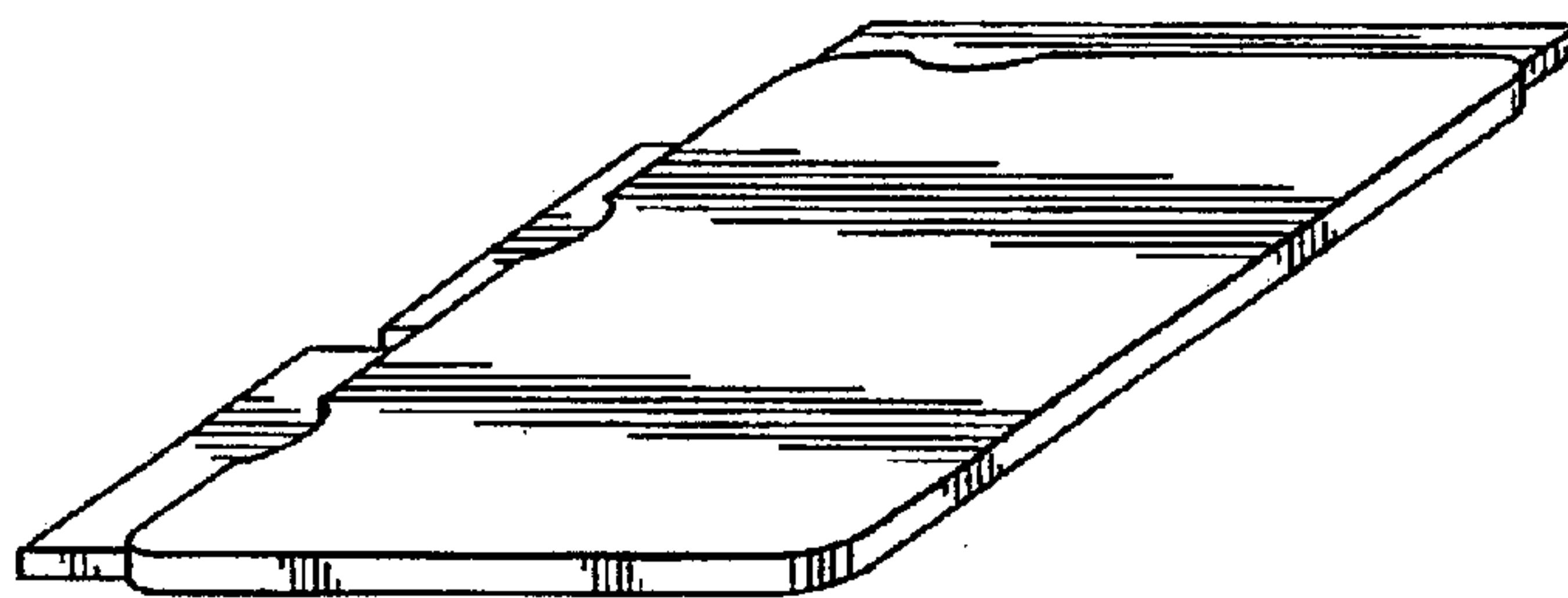


FIG. 8

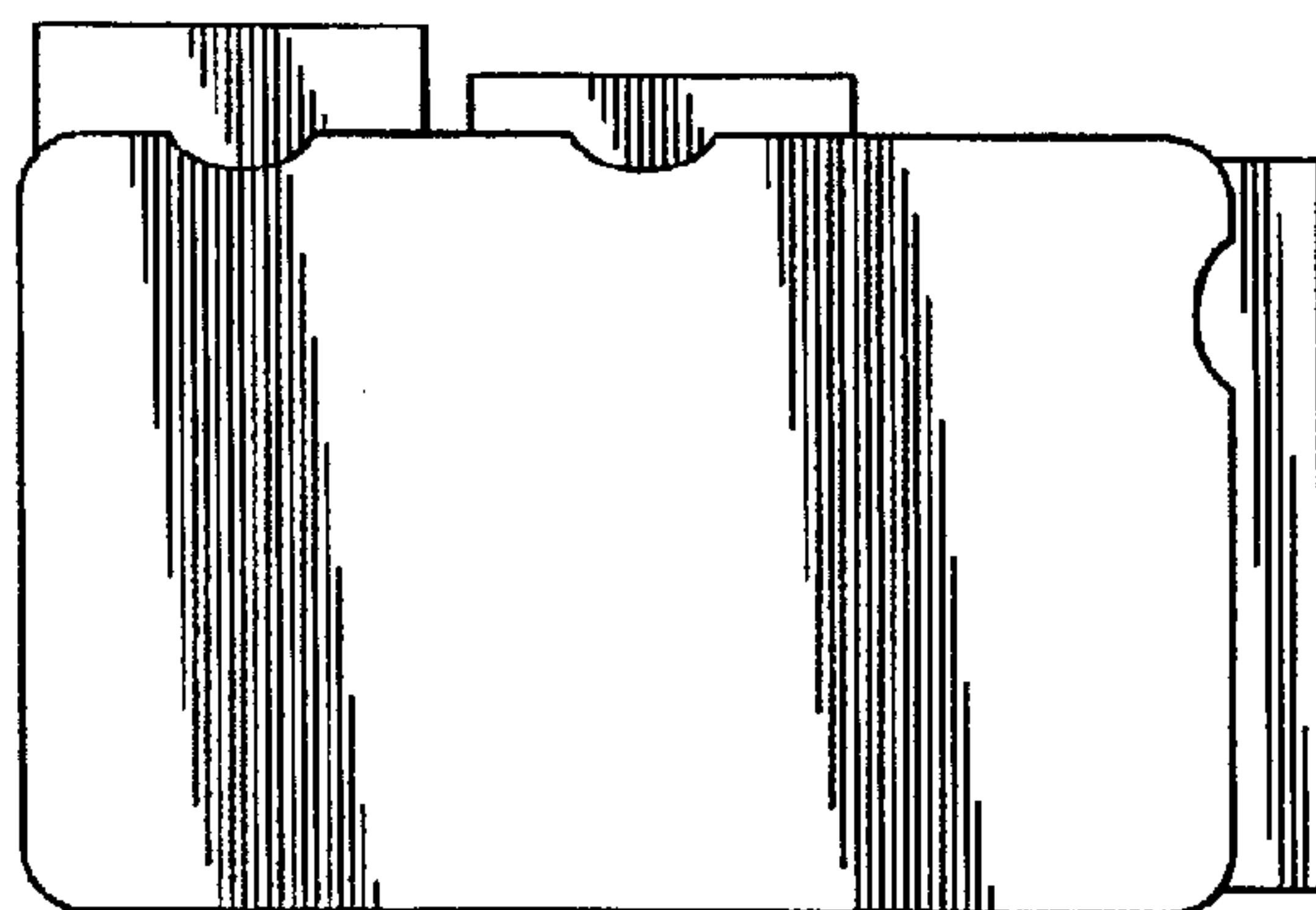


FIG. 9

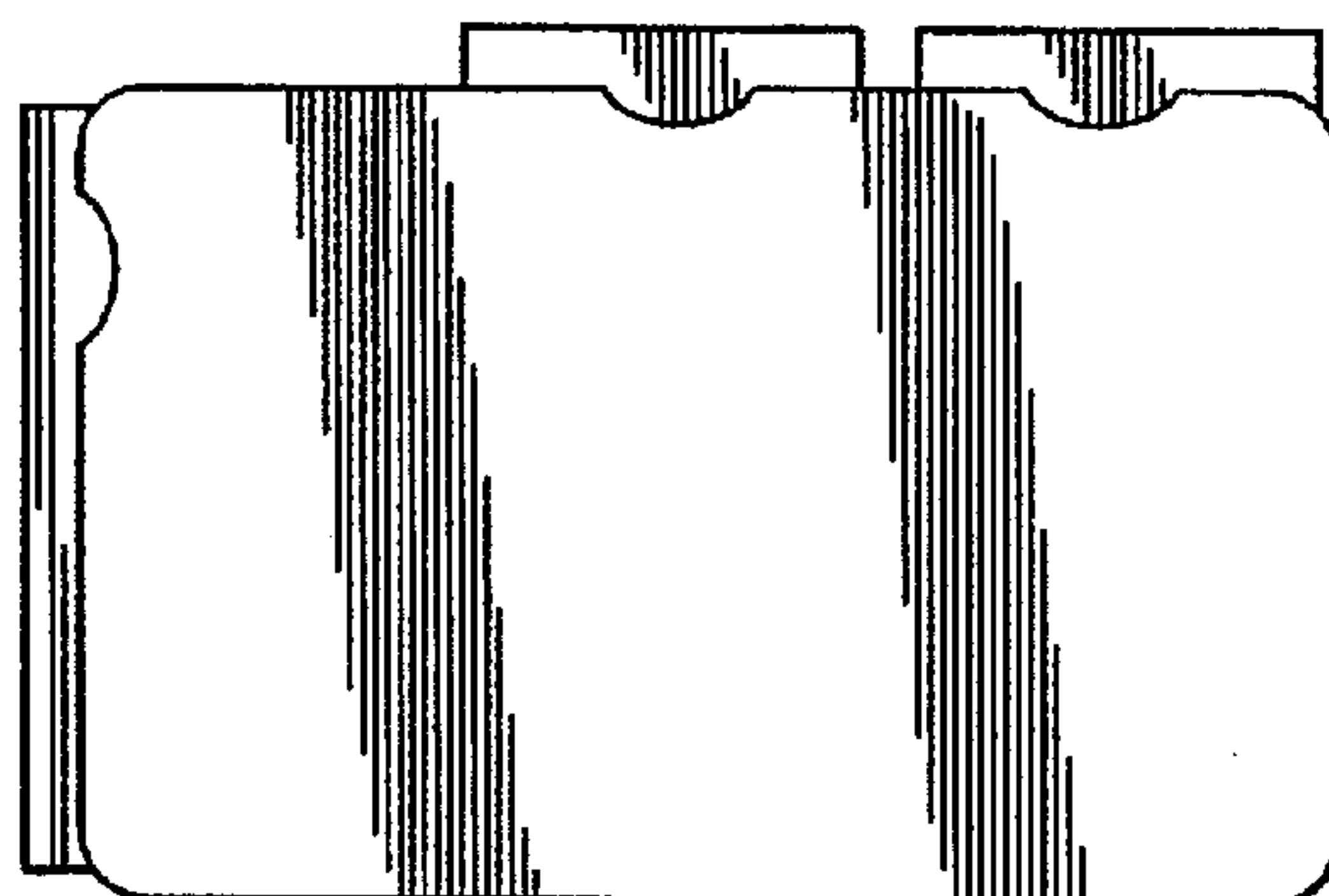


FIG. 10



FIG. 11



FIG. 12



FIG. 13



FIG. 14