



US00D540876S

(12) **United States Design Patent**
Roekens et al.

(10) **Patent No.:** **US D540,876 S**

(45) **Date of Patent:** **** Apr. 17, 2007**

(54) **VENDING MACHINE DOOR**

(75) Inventors: **Jurgen Roekens**, Steenokkerzeel (BE);
Peter-Geert Frank Boers, Dilbeek
(BE); **Hugo Smid**, Antwerp (BE);
David Dos Santos Antonio, Antwerp
(BE)

(73) Assignee: **The Coca-Cola Company**, Atlanta, GA
(US)

(**) Term: **14 Years**

(21) Appl. No.: **29/257,399**

(22) Filed: **Apr. 4, 2006**

(51) **LOC (8) Cl.** **20-01**

(52) **U.S. Cl.** **D20/8**

(58) **Field of Classification Search** D20/1-9,
D20/99; D99/34-36, 28, 17-18; 194/350,
194/212, 205-206; 221/75, 92, 96-97, 125-128,
221/133, 155, 195-196, 281, 284; 222/478,
222/526; 312/114, 117, 124-125, 223.5;
40/611, 575; 362/223, 260

See application file for complete search history.

(56) **References Cited**

U.S. PATENT DOCUMENTS

D195,693 S * 7/1963 Benjamin D20/5

D249,582 S * 9/1978 Moore et al. D20/8
D316,728 S * 5/1991 Koch D20/8
5,584,547 A * 12/1996 Trulaske, Sr. 40/575
D391,608 S * 3/1998 Fink et al. D20/8
D400,927 S * 11/1998 Waffensmith et al. D20/8
D443,897 S * 6/2001 Sachs et al. D20/8
D524,868 S * 7/2006 Tomita D20/8

* cited by examiner

Primary Examiner—Stacia Cadmus

(74) *Attorney, Agent, or Firm*—Ivor J. Longo

(57) **CLAIM**

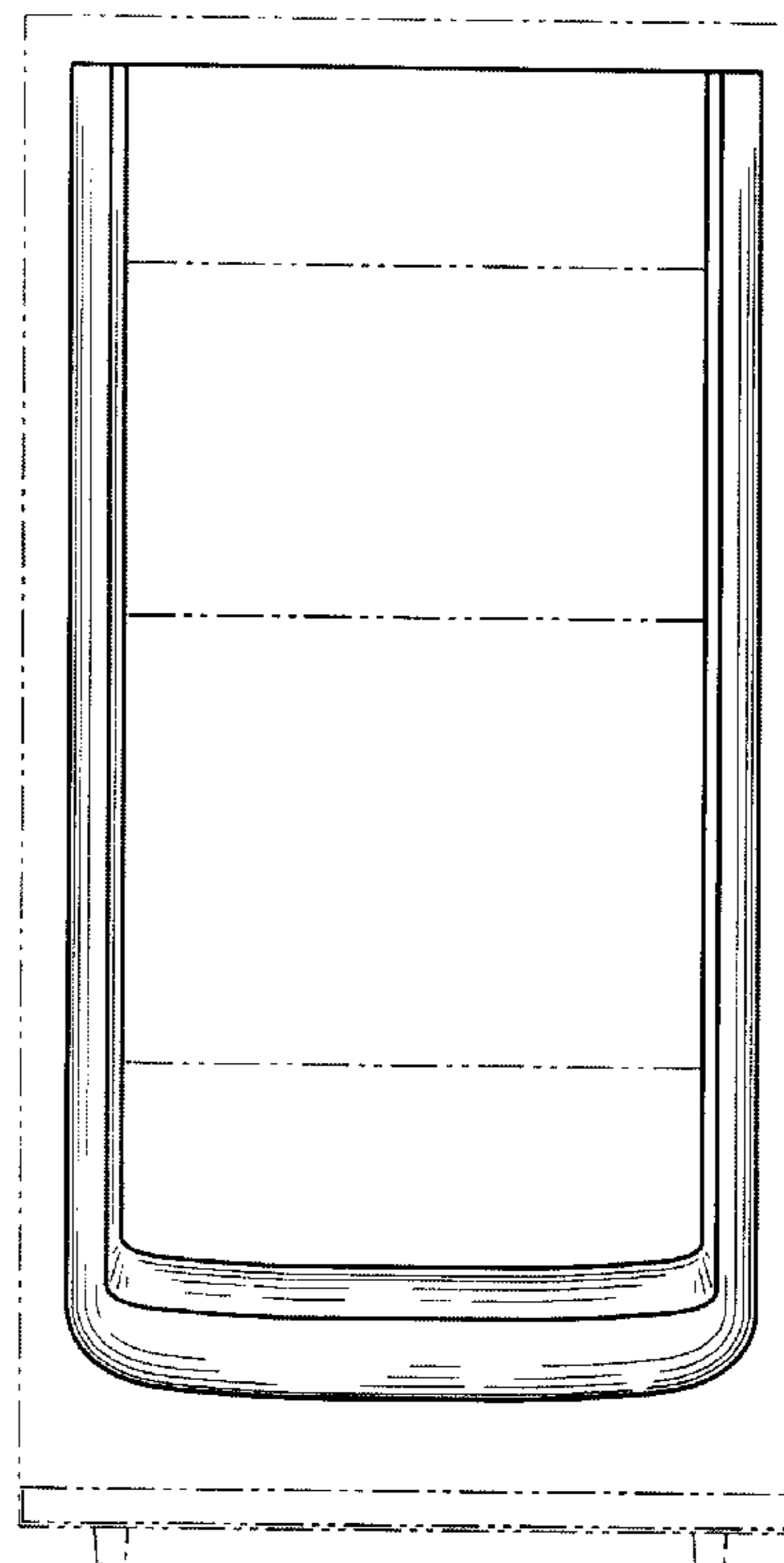
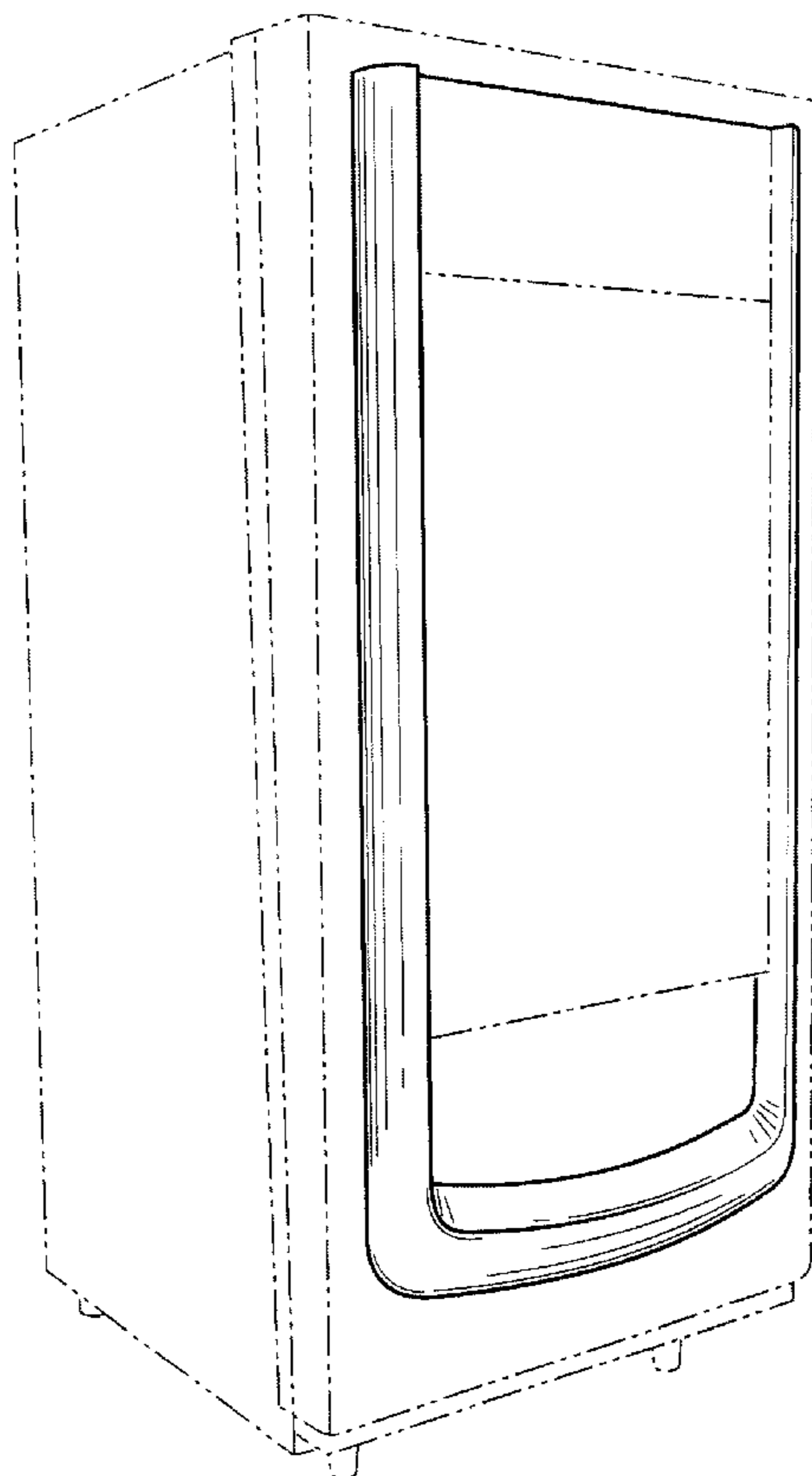
We claim the ornamental design for a vending machine door,
as shown and described.

DESCRIPTION

FIG. 1 is a top front left side perspective view of a vending
machine door showing our new design;
FIG. 2 is a front elevational view thereof;
FIG. 3 is a left side elevational view thereof;
FIG. 4 is a right side elevational view thereof;
FIG. 5 is a back elevational view thereof;
FIG. 6 is a top plan view thereof; and,
FIG. 7 is a bottom plan view thereof.

The broken line showing of environment is for illustrative
purposes only and forms no part of the claimed design.

1 Claim, 6 Drawing Sheets



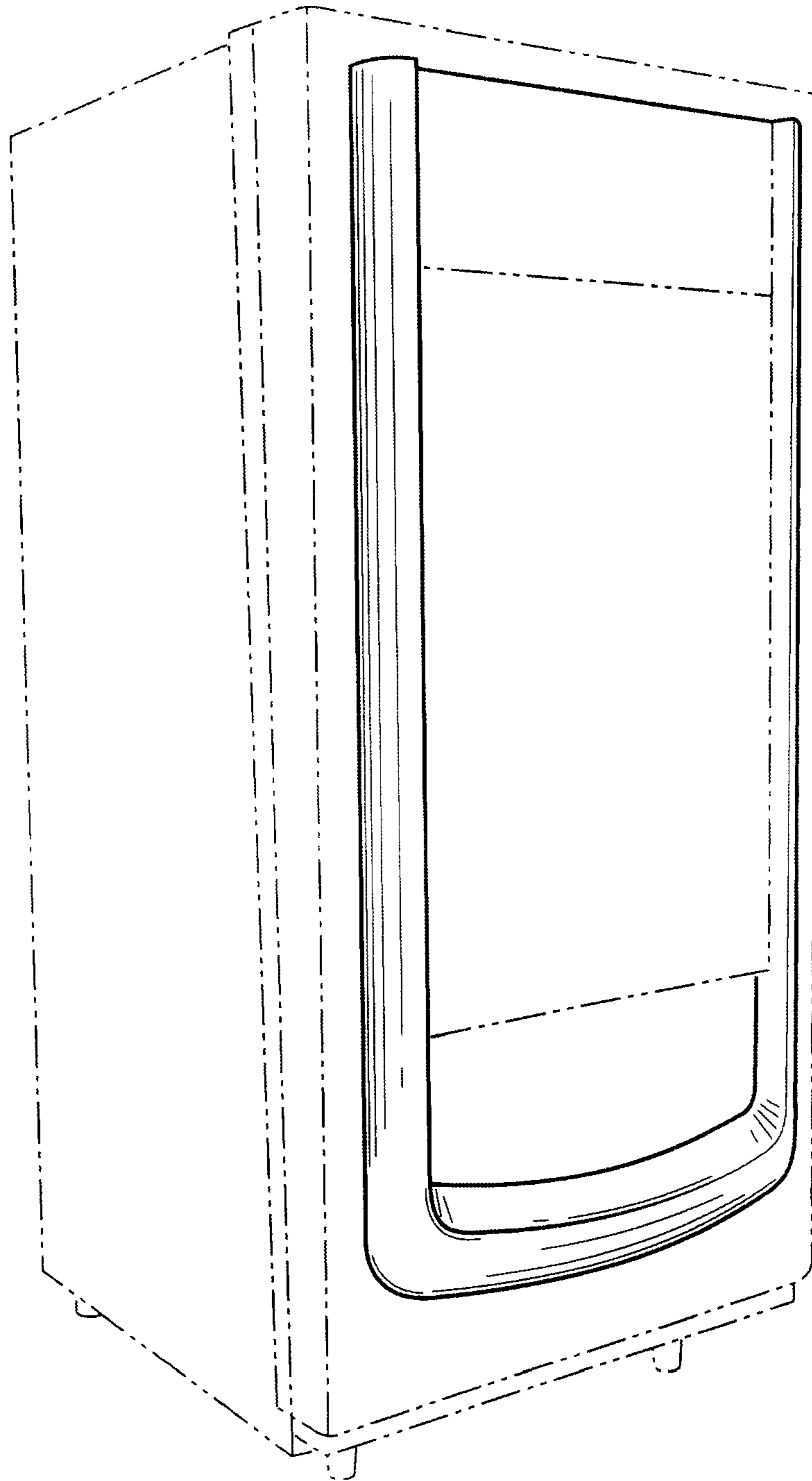


Fig. 1

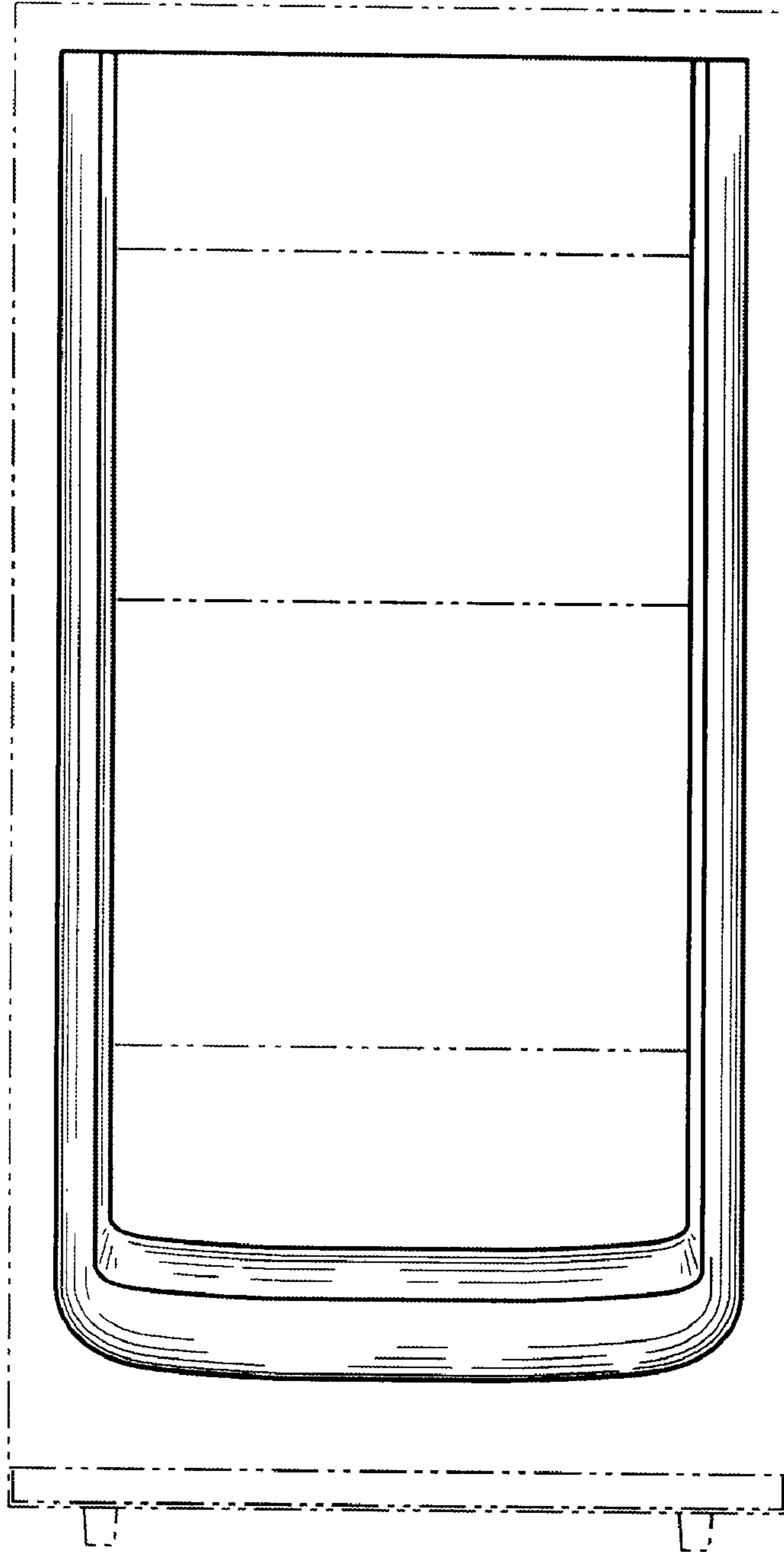


Fig. 2




Fig. 3




Fig. 4




Fig. 5



Fig. 6

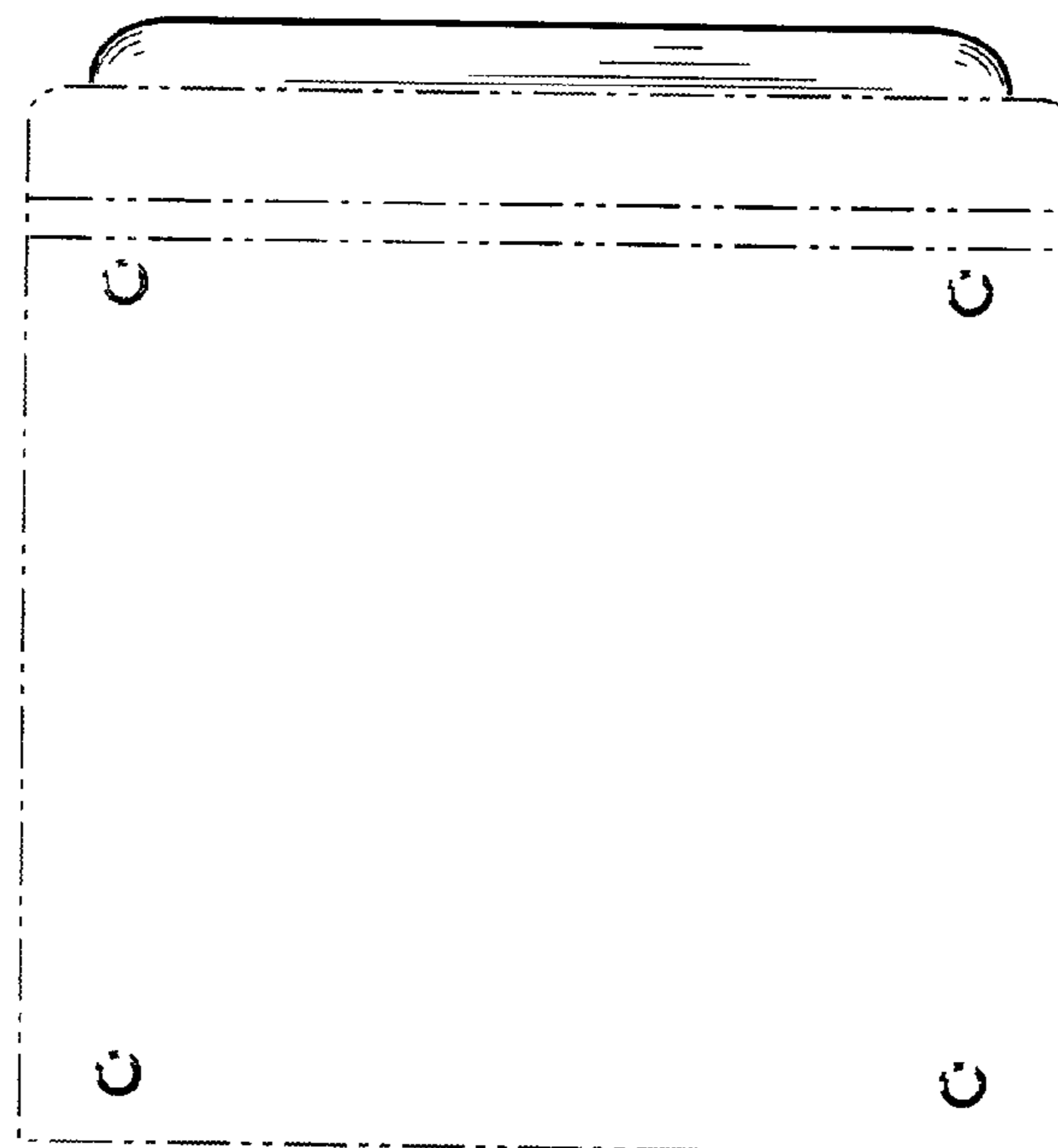


Fig. 7