



US00D540867S

(12) **United States Design Patent**
Koch

(10) **Patent No.:** **US D540,867 S**

(45) **Date of Patent:** **** Apr. 17, 2007**

(54) **BALLPOINT PEN**

(75) Inventor: **Uwe Koch**, Brensbach (DE)

(73) Assignee: **Ritter-Pen GmbH**, Brensbach (DE)

(**) Term: **14 Years**

(21) Appl. No.: **29/232,885**

(22) Filed: **Jun. 24, 2005**

(30) **Foreign Application Priority Data**

Dec. 29, 2004 (DE) 4 04 07 306

(51) **LOC (8) Cl.** **19-06**

(52) **U.S. Cl.** **D19/51**

(58) **Field of Classification Search** D19/36,
D19/41-51, 54-57; 24/11 R, 11 F, 11 P;
401/52, 99, 100, 104, 105, 106, 107, 108,
401/109, 192, 195

See application file for complete search history.

(56) **References Cited**

U.S. PATENT DOCUMENTS

D338,039 S * 8/1993 Takahashi D19/51
D402,695 S * 12/1998 Izushima D19/51

D412,014 S * 7/1999 Izushima D19/48
D472,270 S * 3/2003 Ben-Ari D19/56
D484,912 S * 1/2004 Briggel D19/55
D489,089 S * 4/2004 Losel D19/48
D496,963 S * 10/2004 Losel D19/49
D510,386 S * 10/2005 Briggel D19/51

* cited by examiner

Primary Examiner—Elizabeth A. Albert

(74) *Attorney, Agent, or Firm*—Smith, Gambrell & Russell, LLP

(57) **CLAIM**

The ornamental design for a ballpoint pen, as shown and described.

DESCRIPTION

FIG. 1 is a front view of a ballpoint pen of the present invention;

FIG. 2 is a rear view thereof;

FIG. 3 is a left side view thereof;

FIG. 4 is a right side view thereof;

FIG. 5 is a top plan view thereof; and,

FIG. 6 is a bottom view thereof.

1 Claim, 1 Drawing Sheet

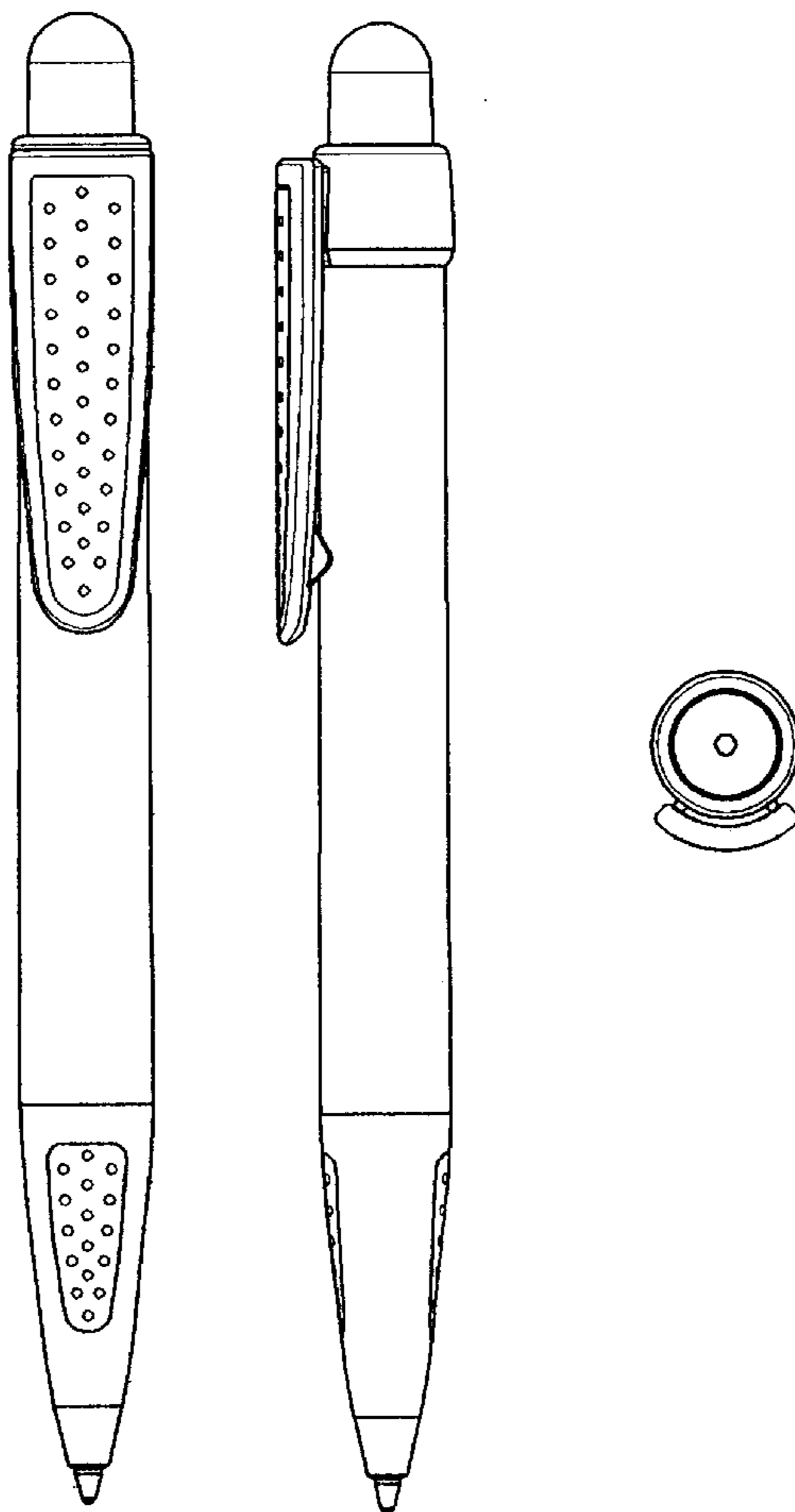


FIG. 1



FIG. 2




FIG. 3




FIG. 4

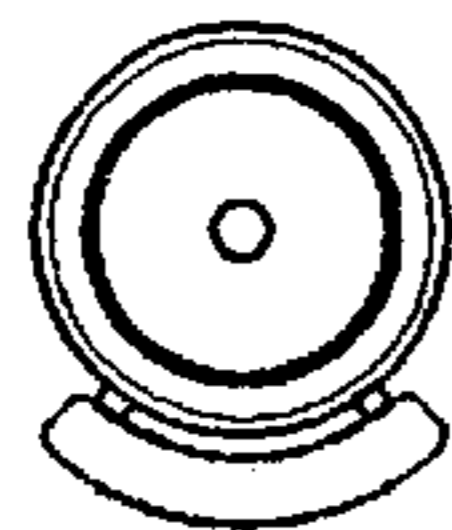



FIG. 5



FIG. 6